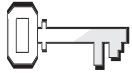


In the Image of God



References

Genesis 1:26-2:23;
Patriarchs and Prophets,
pp. 45-47



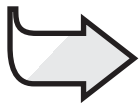
Memory Verse

"God created man in his own image, in the image of God he created him; male and female he created them" (Genesis 1:27, NIV).



Objectives

The children will:
Know that they are created in the image of God.
Feel glad that they are part of God's family.
Respond by thanking God for giving them His gifts of grace every day.



The Message

God surrounds me with His gifts of love.

Monthly Theme

God has always loved us. He loved us even before we were born.

The Bible Lesson at a Glance

God creates man and woman in His image to rule over the land, sea, and air. He showers them with reminders of His love and gives them dominion over everything in the new world. God creates male and female; together they fully reflect the image of their Creator. God surrounds them with beauty and gifts to show them how much He loves them.

This is a lesson about grace.

When God created Adam and Eve, He placed them in a beautiful garden home and surrounded them with tokens of His love (grace). Today, God still delights to surround His children with tokens of His love and care.

Teacher Enrichment

"Eve was created from a rib taken from the side of Adam, signifying that she was not to control him as the head, nor to be trampled under his feet as an inferior, but to stand by his side as an equal, to be loved and protected by him. A part of man, bone of his bone, and flesh of his flesh, she was his second self, showing the close union and the affectionate attachment that should exist in this relation. . . .

"God celebrated the first marriage. Thus the institution has for its originator the Creator of the universe. 'Marriage is honorable' (Hebrews 13:4); it was one of the first gifts of God to man, and it is one of the two institutions that, after the Fall, Adam brought with him beyond the gates of Paradise. When the divine principles are recognized and obeyed in this relation, marriage is a blessing; it guards the purity and happiness of the race, it provides for man's social needs, it elevates the physical, the intellectual, and the moral nature" (*Patriarchs and Prophets*, p. 46).

Room Decorations

See Lesson 1.

Program Overview

Lesson Section	Minutes	Activities	Materials Needed
Welcome	ongoing	Greet students at door; hear pleased/troubled	none
1 Readiness Options	up to 10	A. <i>Double Bow</i> B. <i>Body Facts</i>	half yard/meter of yarn for every two children, chair for every two children stopwatch or watch with second hand, paper, pencils, measuring tapes; <i>Optional</i> : pictures of ribs, lungs, eyes
Any Time Prayer and Praise*	up to 10	Fellowship Songbook Mission Offering Prayer	none <i>Sing for Joy</i> <i>Children's Mission</i> shell or other natural container gift-wrapped box, pictures/items from nature (one per child)
2 Bible Lesson	up to 20	Experiencing the Story Memory Verse Bible Study	modeling clay none Bibles, paper, pencils
3 Applying the Lesson	up to 15	<i>Multicolored Web</i>	several balls of colored yarn, <i>Sing for Joy</i>
4 Sharing the Lesson	up to 15	<i>Mirror Image</i>	paper, crayons/markers, aluminum foil, glue

*Prayer and Praise may be used at any time during the program.

TEACHING THE LESSON

Welcome

Welcome students at the door. Ask how their week has been—what they are pleased/troubled about. Listen to last week's memory verse and encourage the children to share any experiences from last week's lesson study. Have them begin the readiness activity of your choice.



Readiness Activities

Select the activity most appropriate for your situation.

You Need:

- half yard/meter of yarn for every two children
- chair for every two children

A. Double Bow

Form pairs. Say: **Each person is to put one hand behind your back. Your task is to work with your partner to wrap the yarn around the leg of the chair and tie it in a bow.**

Debriefing

Ask: **How easy was it to tie the bow? Could you have done it without your partner?** (Probably, but it would have taken much longer.) **When God made people, He gave us hands and feet so that we could do all kinds of things. He made us to reflect His image. He loves us so much that He surrounds us with gifts of love—His gifts of grace to us. Our message today reminds us of that love.**



GOD SURROUNDS ME WITH HIS GIFTS OF LOVE.

Say that with me.

You Need:

- stopwatch or watch with second hand
- paper
- pencils
- measuring tapes
- *Optional:* pictures of ribs, lungs, eyes

B. Body Facts

In advance, set up the following work stations. Give each child a piece of paper and have them record the results of their experiments.

Ribs & Lungs

If possible, have a picture of a set of lungs and ribs. Say: **Our lungs are like bellows. When we breathe in, we take in oxygen that we need to live, and when we breathe out, we breathe out some of the things that our bodies need to get rid of. Our lungs are soft and are protected by our ribs.** Ask each child to write down how many ribs they think they have. Time how long each one can hold their breath.

Eyes

If possible, have a large picture of an eye. Ask each child to guess how often they blink. Divide the children into pairs and see who can stare the longest without blinking.

Debriefing

Ask: **How many ribs do you think we have?** (12) **Who could hold their breath the longest? How often do we normally blink?** (every 5 seconds) **Who could go the longest without blinking? Who made all these different body parts work together?** (God) **When God created us, He gave us these things because He loves us. Let's say our message together:**



GOD SURROUNDS ME WITH HIS GIFTS OF LOVE.

Prayer and Praise

Any
Time



Fellowship

Report the students' joys and sorrows (pleased and troubled) as reported to you at the door (as appropriate). Allow time for sharing from last week's lesson study and review last week's memory verse. Acknowledge any birthdays, special events, or achievements. Give a special warm greeting to all visitors.



Suggested Songs

- "All Things Bright and Beautiful" (*Sing for Joy*, No. 51)
- "Can You Imagine?" (*Sing for Joy*, No. 29)
- "He's Everything to Me" (*Sing for Joy*, No. 43)
- "Sing Praises to the Lord" (*Sing for Joy*, No. 2)
- "This Is a Lovely World" (*Sing for Joy*, No. 52)



Mission

Share a story from *Children's Mission*. Emphasize grace by pointing out how God showed His love in different ways to people in the story.



Offering

Say: **There are still people who do not know about the wonderful things God does for them. Our offering today goes to help people in** (name territory where offering is going) **learn about God's gifts of grace.**

You Need:

- shell or other natural container



Prayer

Invite the children to reach into the box and pick a picture or item. Say: **God surrounds us with gifts of grace to remind us how much He loves us. When we pray today, I am going to say, "Thank You, God, for Your gift of . . ." Then each person can name the item they are holding in their hands.** Finish the prayer by asking God to help us to see the gifts He gives us every day and not to take them for granted.

You Need:

- gift-wrapped box
- pictures/items from nature (one for each child)

2

Bible Lesson

You Need:

- modeling clay

Experiencing the Story

Give each child a piece of modeling clay and let them model Adam while you tell the story.

Read or tell the story.

God had created the sun and the moon. He had created plants, fish, birds, and animals, but His creation was incomplete. He looked at everything and saw that it was good. But who would enjoy it?

It was time to create people.

People were to be different from the creatures and the plants. They were to be made in God's own image. And they would rule over all the things God had made.

God formed the first man out of the dust of the ground. He carefully modeled the man's fingers and toes, his eyes, ears, and mouth. When God finished, He bent over and blew into the man's nose. The man began to breathe! He opened his eyes, sat up, and looked around.

God smiled at the first man and called him Adam. There was a lot to do that day. God told the man that he was to be in charge of all the animals. Adam's first job was to name them. Adam probably laughed when he saw the monkeys hanging from the trees chattering to each other, and when he saw the elephants with their long trunks and big flapping ears. He stopped to pet the shy fawn and wrestle with the bear cub.

When Adam had named all the animals, he looked thoughtful. All the animals had a mate to keep them company, someone to share things with. But there was no mate for Adam.

God said, "It is not good for man to be by himself. I will make a mate for him,

someone to stand by his side, to be his friend, his wife."

This time God did not shape a person out of the dust of the ground. God made Adam fall into a deep sleep. Then He took one of Adam's ribs and created a woman.

When Adam woke up, God brought the woman to him. Adam was thrilled. "She was made from my bones and my flesh," he said. "She will be called woman, because she was taken out of man." Then Adam named the first woman Eve.

God walked with Adam and Eve around the garden home He had created for them. He smiled as Adam showed Eve the animals and told her their names.

At the end of the day God looked at everything He had created—the plants, the trees, the fish, the animals, and Adam and Eve. He was pleased. And He said, "This is very good."

All that God made was good. And all that He makes for us to enjoy today is still good. He made the world for us to enjoy—and then He put us in it. Let's thank God for all He has made for us.

Debriefing

Ask: **How do you think Adam felt as he named the animals?** (excited, happy) **How do you think he felt when he realized that there was no partner for him?**

What was different about the way God created Eve? (He took a rib from Adam.)

What did God do that showed how much He loved Adam and Eve? (He gave them a beautiful garden home and blessed their marriage.)

What did Adam and Eve think about God?

If you are pleased with the things God made for us to enjoy, raise your hand.

Our message for today is:



GOD SURROUNDS ME WITH HIS GIFTS OF LOVE.

Say that with me.

Memory Verse

Repeat the following actions until the children know the verse.

God created man	Point upward. Make the shape of a person in the air.
in his own image,	Hold up hand like a mirror.
in the image of God he created him;	Point upward. Make the shape of a person in the air.
male and female	Point to a boy, then a girl.
he created them. Genesis 1:27	Point upward. Palms together, then open.

Bible Study

Form small groups. Pair readers with nonreaders or have an adult assist as needed. Write the following where all

You Need:

- Bibles
- paper
- pencils

may see: Genesis 1:26-29; Genesis 2:7, 8, 18-23.

Say: **Once in Genesis 1:26-29 and again in Genesis 2:7, 8 and 18-23 the Bible tells us that God created people. Read both texts, think about the differences, and list them on your paper.**

Debriefing

As the groups report, make a list of the differences between the two accounts.

Say: **Why do you think the story is told twice?** (Because it is very important.)

Why did God create Eve? (to be Adam's wife; to stand by Adam's side; to share love for each other and for God)

Because Eve was created after Adam, does this mean she was less important to God? That she was inferior to Adam? (No. God said that both man and woman are a reflection of His image. See Genesis 1:27.) **What does it mean to be created in the image of God?** (to reflect what God is like)

God spent six days making a beautiful world for us to live in. What does this tell you about Him? (He loves us very much.)

God still loves us today, and He surrounds us with His gifts of love. Let's say today's message together.



GOD SURROUNDS ME WITH HIS GIFTS OF LOVE.

3

Applying the Lesson

You Need:

- several balls of yarn (bright colors)
- *Sing for Joy*

Multicolored Web

Ask the children to scatter themselves around the room. Give the balls of yarn to different children. Ask them to throw it to someone and name a gift that God has given us. Repeat until everyone is holding at least two strands of yarn, and the yarn has formed a colorful web.

Debriefing

Ask: **What happened as we threw the yarn?** (We formed a web.)

When I count to three, lift up your hands. Count. **Does the web look different from below?**

When God created the world everything was linked together. When

He created people, He wanted to surround them with gifts of love to tell them how much He loved them.

What will happen if one person lets go of the yarn? (The web will not look as good.)

God planned everything. He didn't create people until everything on earth was ready. What does this tell you about God? (He is a perfect God. He loved Adam and Eve and their children, even before they were born. He loved me before I was born too.)

Let's say today's message and then sing "God Is So Good" (*Sing for Joy*, No. 13).



GOD SURROUNDS ME WITH HIS GIFTS OF LOVE.

4

Sharing the Lesson

Mirror Image

Distribute supplies and have the children make a card. Give the following directions: **Fold the paper in half. Open it up. Draw half a picture on one side of the paper. Then glue the foil on the other side. Now the picture looks complete. On the outside cover of the card, write: "You are a reflection of God's image."**

Divide the children into pairs and have them practice what they will say when they share their card with someone at home.

Debriefing

Ask: **Who will share what they are**

going to say when they share their card? Allow time. Make sure the children are comfortable in this situation. If they are uncertain, help them think of someone and practice what to say.

How do you think they will respond? What can you tell them about how God shows His love? (He surrounds us with many gifts. Tell about them.)

Let's say our message together:



GOD SURROUNDS ME WITH HIS GIFTS OF LOVE.

Closing

Have the children stand in a circle and ask God to help them this week to reflect His love to those around them.

You Need:

- paper
- crayons/
markers
- aluminum foil
- glue

In the Image of God

References

Genesis 1:26-2:23;
*Patriarchs and
Prophets*, pp. 45-47

Memory Verse

“God created man
in his own image,
in the image of
God he created
him; male and
female he created
them” (Genesis
1:27, NIV).

The Message

God surrounds me
with His gifts of
love.

Think of all the things you do when you have someone special coming to visit. How do you make sure everything is ready?

When God created this world, He was creating it for someone special—for Adam and Eve, their children, and for you. It was six days before their home was ready. Let’s read about it.

God had created the sun and the moon. He had created the plants, fish, birds, and animals. He looked at everything and saw that it was good. But His creation was incomplete.

It was time to create people.

Making people would be different from making the creatures and the plants. People were to be made in God’s own image. And they were to rule over the animals.

So God formed a man out of the dust of the ground. He carefully made the man’s fingers and toes, his eyes, ears, and mouth. When God finished modeling the man, He bent over and blew into the man’s nose. And the man began to breathe! He opened his eyes, sat up, and looked around.

God smiled at the first man and called him Adam. There was a lot to do that day. God told Adam that he was in charge of all the animals. His first job was

to name them. Adam probably laughed when he saw the monkeys hanging from the trees chattering to each other. He grinned when he saw the elephants with their long trunks and big flapping ears. He stopped to pet the shy fawn and play with the bear cub.

When Adam had named all the animals, he looked thoughtful. All the animals had a mate. They had creatures like themselves to keep them company. They could communicate and share things. But there was no one for Adam.

God said, “It is not good for Adam to be by himself. I will make a mate for him.” God made Adam fall into a deep sleep. Then He took one of Adam’s ribs and created a woman.

When Adam woke up, God brought the woman to him. Adam was

pleased. He said, “She was made from my bones and my flesh. She will be called woman


because she was taken out of man.” And Adam called

the first woman Eve.

God walked with Adam and Eve around

the garden home He had created for them. He smiled as Adam showed Eve the animals and told her their names.

At the end of the day God looked at everything that He had created. He saw the plants, the trees, the fish, the animals, and Adam and Eve. It had been a good day! And God said, “This is very good.”



Daily Activities

Sabbath

- God created the animals and people on the sixth day. If possible, go for a walk with your family and count the animals you see. Ask each person to name their favorite animal.
- Sing "All Things Bright and Beautiful" (*Sing for Joy*, No. 51) and thank God for the beauty you enjoyed today.

Sunday

- During family worship read and discuss Genesis 1:26-31. What does it mean to be made in the image of God? Look in a mirror and say, "I am made in the image of God." Use the mirror to try to draw a picture of yourself.
- Review your memory verse. Think of a way to illustrate it for the rest of your family, then teach it to them.
- Ask God to help you reflect His love to the people you meet today.

Monday

- Read and discuss Genesis 2:4-7 during worship today. What was so special about the weather when God created the earth? (See verse 5.)
- Take a balloon and see how many breaths it takes to blow it up.
- If possible, put a glass jar in an open space outside. Put something around it so it will not fall over. When it rains, measure the amount of water in the jar.
- Keep a weather chart this week.
- Review the memory verse, then thank God for all kinds of weather.

Tuesday

- With your family, read and discuss Genesis 2:8-17. How was the Garden of Eden watered? Where is your nearest river?
- Fill a small box with dirt. Collect leaves or small plants and make a miniature Garden of Eden. Ask if you can water the plants inside or outside the house.

- Use an encyclopedia to discover how much of your body is made of water.
- Thank God for the gift of water.

Wednesday

- With your family read and discuss Genesis 2:19, 20. Name some Old Testament stories about animals. Make up a poem or song about some of the animals Adam named on the sixth day of Creation.
- Model or draw an animal and give it a name. Show it to your family. Ask two people to tell an animal story.
- Thank God for all the animals you enjoy.

Thursday

- Read and discuss Genesis 2:20-23 during family worship. Be sure to review your memory verse together.
- Fan fold a piece of paper. Draw half a person and cut around it, leaving the hands and feet attached. On one side write the names of people in your family. On the other side write "Jesus loves us all."
- Ask if you can help make some cookies and cut them into people shapes. Save them to share with your family tomorrow.
- Thank God for surrounding us with people who care for us.

Friday

- Read Genesis 1:26–2:23 during family worship and act it out together. Play Alphabet Creation with your family. Call out a letter and have your family name some wonderful things God has made that begin with that letter.
- God prepared a beautiful world before He made people. Today, see what you can do to help your family prepare to meet Jesus on His special day, the Sabbath.
- At supper time, share the people cookies you made yesterday.
- Sing praise songs, then thank God for all the things He has created.