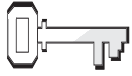


A Little Man With a Big Heart



References

Luke 19:1-10;
The Desire of Ages,
pp. 552–556



Memory Verse

“Here and now I
give half of my
possessions to the
poor” (Luke 19:8, NIV).

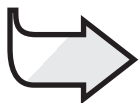


Objectives

The children will:
Know that when we
have done something
wrong we need to
try to put it right.

Feel willing to try
to right any wrongs
they may have done.

Respond by putting
any wrongs right.



The Message

I show others Jesus’
love when I put
wrongs right.

Monthly Theme

Jesus shows us how to love one another.

The Bible Lesson at a Glance

Zacchaeus is a small man and a tax collector. He is not popular because he often cheats people when they pay their taxes. When he hears that Jesus is coming to town, he climbs up a tree to see over the crowd. To his surprise, Jesus stops under the tree and invites Himself to Zacchaeus’ house. Meeting Jesus changes Zacchaeus. He confesses his sins and promises to put things right.

This is a lesson about community.

Zacchaeus’ whole life changed when he met Jesus. He recognized his sins and mistakes and promised to put them right. We show Jesus’ love to others in our community when we acknowledge our mistakes and try to put them right.

Teacher Enrichment

“Now, hearing the words reported to have come from the Great Teacher, he felt that he was a sinner in the sight of God. Yet what he had heard of Jesus kindled hope in his heart. Repentance, reformation of life, was possible, even to him; was not one of the new Teacher’s most trusted disciples a publican? Zacchaeus began at once to follow the conviction that had taken hold upon him, and to make restitution to those whom he had wronged.

“Already he had begun thus to retrace his steps, when the news sounded through Jericho that Jesus was entering the town. Zacchaeus determined to see Him. He was beginning to realize how bitter are the fruits of sin, and how difficult the path of him who tries to return from a course of wrong. To be misunderstood, to be met with suspicion and distrust in the effort to correct his errors, was hard to bear. The chief publican longed to look upon the face of Him whose words had brought hope to his heart” (*The Desire of Ages*, p. 553).

Room Decorations

See Lesson 10.

Program Overview

Lesson Section	Minutes	Activities	Materials Needed
Welcome	ongoing	Greet students at door; hear pleased/troubled	none
1 Readiness Options	up to 10	A. <i>Measuring Up</i> B. <i>No Thank You</i> C. <i>Reaching the Mark</i>	none small gift for each child mark on wall just out of reach of the children
Any Time Prayer and Praise*	up to 10	Fellowship Songbook Mission Offering Prayer	none <i>Sing for Joy</i> <i>Children's Mission</i> container paper coins (see p. 144), pencils, basket
2 Bible Lesson	up to 20	Experiencing the Story Memory Verse Bible Study	Bible-times costumes, picture of a tree or a branch in bucket of sand, chairs, table none Bibles
3 Applying the Lesson	up to 15	<i>I'm Sorry</i>	none
4 Sharing the Lesson	up to 15	A. <i>Baby's Care Package</i> B. <i>Clean Hearts</i>	large gift box, baby gifts children brought, gift cards from last week, cellophane tape red/black/white hearts (see p. 141)

*Prayer and Praise may be used at any time during the program.

TEACHING THE LESSON

Welcome

Welcome students at the door. Collect items they brought for the new mother/baby care package planned last week. Ask how their week has been—what they are pleased/troubled about. Listen to last week's memory verse and encourage the children to share any experiences from last week's lesson study. Have them begin the readiness activity of your choice.

1

Readiness Activities

Select the activity most appropriate for your situation.

A. Measuring Up

Say: **Get into a line with the shortest person at the front and the tallest at the back.** Note the tallest and the shortest. **Now rearrange yourselves in the order of the month in which you were born, the youngest at the front and the oldest at the back.** Note who is the youngest and the oldest. Invite the children to sit down.

Debriefing

Ask: **What is nice about being tall?** (You can reach things. You can see over heads.) **What is nice about being small?** (You can fit into small spaces.) **Are there any disadvantages to being tall or small? Today we will learn about a short man who had done wrong things, but tried to make them right. Today's message is:**



I SHOW OTHERS JESUS' LOVE WHEN I PUT WRONGS RIGHT.

Say that with me.

You Need:

- small gift for each child

B. No Thank You

Ask for two or three volunteers to leave the room. Without showing the other children, give them small gifts and instruct them to offer them to the others when they return. To the rest of the class say: **When the others come back, refuse whatever they offer you.** Bring the volunteers back and proceed. After three minutes stop the activity.

Debriefing

Ask: **What happened when the people came back to the room? Why didn't you accept their gifts? How do you think they felt about offering gifts and having them refused? What did you think about refusing something that you wanted to have?** If anyone took a present ask: **Why did you take the present?**

Our story today is about a man who cheated people. He tried to make things right by giving things back. And that's what our message is about.



I SHOW OTHERS JESUS' LOVE WHEN I PUT WRONGS RIGHT.

Say that with me.

C. Reaching the Mark

Say: **Who can reach this mark on the wall?** Let the children try, one at a time. Then ask the smallest child to try again. As they jump, lift them up to touch the mark.

Debriefing

Ask: **Why couldn't you reach the mark? What did you think when no one could reach the mark? What did you think when I helped [name] reach the mark?** (It was a trick, unfair, cheating.) **Our story today is about a cheater who was sorry and tried to make things right. Today's message is:**



I SHOW OTHERS JESUS' LOVE WHEN I PUT WRONGS RIGHT.

Say that with me.

You Need:

- a mark on the wall that children can't reach

Prayer and Praise Any Time



Fellowship

Report the students' joys and sorrows (pleased and troubled) as reported to you at the door (as appropriate). Allow time for sharing from last week's lesson study and review last week's memory verse. Acknowledge any birthdays, special events, or achievements. Give a special warm greeting to all visitors.



Suggested Songs

- "O, How He Loves You and Me" (*Sing for Joy*, No. 28)
- "I Have Heard Good News Today" (*Sing for Joy*, No. 33)
- "Jesus Loves Children" (*Sing for Joy*, No. 37)
- "I Will Make You Fishers of Men" (*Sing for Joy*, No. 135)



Mission

Share a story from *Children's Mission*. Emphasize community in the story.



Offering

Say: **Satan tells people that God does not love them. Giving our offerings is one way to help teach others that God really does love them.**



Prayer

In advance, copy paper coins, one for each child (see page 144). Distribute them. Say: **Sometimes we do things that hurt others. On your coin write or draw something for which you want to say you are sorry, or something for which you need God's help to change. When you have finished, place them in the basket.** Invite the children to stand around the basket and pray that God will forgive them and help them put things right.

You Need:

- paper "coins" (see p. 144)
- pencils
- basket

2

Bible Lesson

You Need:

- Bible-times costumes
- picture of a tree or a branch in a bucket of sand
- chairs
- table

Experiencing the Story

Characters: Zacchaeus, Jesus, crowd

Place a chair by a large picture of a tree or behind a branch in a bucket of sand. Place a table and chairs to represent an indoor scene on the other side of the room. As you begin to tell the story, have Jesus and the crowd move slowly around the room.

Read or tell the story.

[Zacchaeus struts around and looks very pleased.] Zacchaeus lived in Jericho. He had one of the biggest and best houses in town. He was a very rich man. But no one liked Zacchaeus because he got his money by cheating and stealing from others. He told people that their taxes had gone up, and he charged them more. But he kept the money for himself.

[Zacchaeus looks thoughtful.] One day Zacchaeus heard that Jesus was coming to Jericho. He had heard a lot about Jesus. People talked about how Jesus had healed the sick, the lame, and the blind. It was rumored that He had raised someone from the dead. All these things made Jesus special—and made Zacchaeus want to meet Him.

Zacchaeus had heard about Levi Matthew leaving his job and becoming one of Jesus' closest followers. It had been talked about everywhere. Since one of Jesus' closest followers had been a tax collector, maybe Jesus would talk to Zacchaeus.

Zacchaeus decided to try to catch a glimpse of Jesus. So he closed his tax office and went out into the street.

It was crowded. *[Zacchaeus moves*

toward the back of the crowd.] He tried to get close, but it was hopeless. *[The crowd blocks Zacchaeus.]* People just moved closer together when they saw who was trying to get near Jesus. *[Zacchaeus jumps up and down.]* He tried jumping up to see over their heads, but he was so short. He was determined not to give up. He must see Jesus.

Zacchaeus looked along the street. A big old tree was growing along the way. *[Zacchaeus stands by tree and climbs on chair.]* Climbing trees was not the sort of thing grown men did, but there was no other way he was going to see Jesus. So up he went.

Zacchaeus sat on a big branch and looked down the road. And he saw Jesus coming closer and closer. And the crowds were getting thicker and thicker.

When Jesus reached the tree, He stopped and looked up. *[Jesus stops by Zacchaeus.]* He saw Zacchaeus and smiled. Everyone stopped and looked up. They saw Zacchaeus too. Some laughed. Others nudged their friends and pointed. But Zacchaeus paid no attention. He was listening to Jesus.

"Zacchaeus, come down. I am going to your house today."

Zacchaeus could hardly believe his ears. Jesus was going to his house? No one ever came to his house. *[Zacchaeus jumps down and leads the way to his house.]* He slithered down the tree and led the way to his house. *[Jesus and Zacchaeus sit down.]*

Everyone began to mutter and say, "How can Jesus be the guest of a sinner?"

Zacchaeus stood up and said: "Lord! I will give half of everything I own to the poor. If I have cheated anyone, I will give them back four times as much."

[Jesus looks at the crowd.] Jesus looked at Zacchaeus and then at the people who

were muttering and criticizing him. He turned to Zacchaeus and said, "Today salvation has come to this house. This is the reason the Son of Man came—to seek and save the lost."

Before Zacchaeus saw Jesus he had begun to show that he was sorry for cheating people. Now, he confessed this before the crowd. He showed that loving Jesus helped him to make things right. Jesus can help you make things right too.

Debriefing

Ask: **Why did people not like Zacchaeus?** (He cheated them. He took their money for himself.)

Why couldn't Zacchaeus see Jesus? (He was too short.) **Why did Jesus stop and talk to him? How do you think Zacchaeus felt when Jesus stopped and talked to him? when Jesus said that He was going to his house?** (amazed, happy)

Was it necessary for Zacchaeus to give half of his money to the poor? To repay everyone he had cheated? Why? Zacchaeus learned that he needed to put things right. When do you need to make things right? Why?

Let's say our message together:



I SHOW OTHERS JESUS' LOVE WHEN I PUT WRONGS RIGHT.

Memory Verse

Form pairs and have them face each other. If you have an odd number you will need to participate. Repeat until the children know the verse.

Here	Clap own hands.
and	Clap other's right hand.
now	Clap own hands.
I	Clap other's left hand.
give	Clap own hands.

half	Clap other's right hand.
of my	Clap own hands.
possessions	Clap other's left hand.
to	Clap own hands.
the	Clap both of each other's hands.
poor.	Clap both of each other's hands.
Luke 19:8	Clap both of each other's hands.

Bible Study

Say: **Zacchaeus wanted to put things right. He gave away half of everything he owned and repaid people four times the amount he had cheated them. Let's discover what the Bible tells us we should do when we have done something wrong or someone has done something wrong to us.**

Form four groups. Give each group one of the following texts and have them read and prepare to tell the class what it means. Take time to discuss what each means in practical terms.

Matthew 5:23, 24
Matthew 18:21, 22
Luke 6:37, 38
Matthew 7:12

Debriefing

Ask: **If we do something wrong, how soon should we try to put it right?** (as soon as possible) **If someone does something unkind to us, what should we do?** (forgive them) **How easy is it to ask for forgiveness?** (It is hard.) **What rule should we use?** (Do to others as we would like them to do to us.)

Let's remember . . .



I SHOW OTHERS JESUS' LOVE WHEN I PUT WRONGS RIGHT.

You Need:

- Bibles

3

Applying the Lesson

I'm Sorry

Form groups of three or four. Say: **Think of something that is wrong and a way of acting it out. Then think of a way to say you are sorry, or to put it right. Then act it out.**

The following are some ideas you could use if the children need some help:

- someone lies to you
- you see someone cheating
- bullying
- stealing
- hitting someone
- someone breaks your favorite toy/game/CD

Allow time for the groups to act out their scenarios. Let the other children comment and discuss what they see.

Debriefing

Ask: **When we do something wrong or see something wrong, what should we do?** (Try to put it right as quickly as possible.)

What are some ways we can put things right? (Say I'm sorry. Doing practical things to put things right.) Discuss this thoroughly. Be sure the children understand that expressing regrets is not enough. There are times when restitution should be made; for example, when something is ruined or broken.

What two questions should we ask ourselves? (What would Jesus want me to do? If it happened to me, what would I want the person to do?)

Let's remember . . .



**I SHOW OTHERS JESUS' LOVE
WHEN I PUT WRONGS RIGHT.**

Sharing the Lesson

A. Baby's Care Package

In advance, place the gifts you collected at the door and the cards made last week on a table or other flat surface.

Tell the children what you know about the mother-to-be who will receive the "Baby Care" package. Invite the children to come one at a time and place their gift in the large gift box. (They should attach their card to the gift.)

You Need:

- large gift box
- baby gifts children brought
- gift cards made last week
- cellophane tape

Debriefing

Ask: **What do you think the mother-to-be will say and do when she receives our package?**

How do you feel about giving this package away?

How will giving our gifts help this mother know about God's love? Let's read the message on the cards we made last week. ("Children are welcome in God's family.")

If possible, have some of the children go with you to deliver the care package. Or invite the mother-to-be to visit your class and give her the gift at that time.

B. Clean Hearts

In advance, duplicate hearts on black, white, and red paper. (See page 141.) Give each child a black, a red, and a white

You Need:

- red/black/white hearts (see p. 141)

heart. Say: **When we do something wrong, we have sin in our hearts.** Hold up a black heart.

When we ask Jesus to forgive us, He covers up our sins. Put a red heart on top of the black heart.

If we have hurt someone, we need to ask them to forgive us as well.

When we have done that, our hearts are clean again. Put a white heart on top of the red heart.

Form pairs and have the children use the hearts to explain to each other why it is important to put wrongs right.

Debriefing

What happens when we do wrong? Hold up black heart.

What happens when we ask Jesus and others to forgive us? Hold up red heart. (Jesus blots out our sins.)

What is our heart like when Jesus forgives us? Hold up white heart. (It's clean again.)

Ask: **How can you use your paper hearts during this week?** (To remind us to put things right. Share them with someone we see doing wrong.)

Take your hearts home with you and show someone what we learned today. Show them how putting things right makes us right with Jesus too.

Let's say our message together:



I SHOW OTHERS JESUS' LOVE WHEN I PUT WRONGS RIGHT.

Closing

Have the children stand in a circle holding their paper hearts. Pray that they will keep their hearts clean and have the courage to right any wrongs this week.

A Little Man With a Big Heart

References

Luke 19:1-10; *The Desire of Ages*, pp. 552–556

Memory Verse

“Here and now I give half of my possessions to the poor” (Luke 19:8, NIV).

The Message

I show others Jesus’ love when I put wrongs right.

Have you ever been to a parade or ball game and not been able to see very well? Maybe your father carried you on his shoulders. If so, you will understand how Zacchaeus felt when he got stuck at the back of a crowd.

Zacchaeus lived in Jericho. He had one of the biggest and best houses in town. He was a very rich man. But no one liked him because he cheated people and kept their money. Everyone knew about it, but no one could do anything. Zacchaeus was the chief tax collector for the Romans. The Romans didn’t care what he did as long he gave them the right tax money. So Zacchaeus told people that their taxes had gone up. He collected more than he should, and he kept the extra money for himself.

One day Zacchaeus heard that Jesus was coming to Jericho. He had heard a lot about Jesus. He had heard how Jesus had healed the sick, the lame, and the blind. And some said that He had raised someone from the dead. All these things made

Jesus special—and made Zacchaeus want to meet Him.

Zacchaeus had heard about the tax collector, Levi Matthew.

Matthew had left everything to become one of Jesus’ closest followers.

People talked about it everywhere. Zacchaeus wondered, *Maybe Jesus has*

something to say to me.

Yes, it was the talk of the town. Jesus was really coming to Jericho. Zacchaeus decided to try to catch a glimpse of the Master. He closed his office and went out into the street.

The street was so crowded and the crowds were getting thicker. It was hopeless. People just moved closer together when they saw Zacchaeus. He tried jumping up to see over their heads, but that was useless. He was so short, and no one would let him through. But he was determined. He would not give up. He *must* see Jesus.

Zacchaeus looked up and down the street. He saw a big old tree. Climbing trees was not the sort of thing grown men did. But there was no other way he could see Jesus. So up he climbed. He sat on a big branch and looked down the road. Jesus was coming his way.


When Jesus reached the tree, He stopped and looked up. He saw Zacchaeus and smiled. Everyone in the crowd stopped too. They looked up and saw Zacchaeus. Some laughed; others nudged their friends and pointed. Zacchaeus paid no attention. He was listening to Jesus.

“Zacchaeus, come down. I am going to your house today,” Jesus said so everyone could hear.

Zacchaeus could hardly believe his ears. Jesus going to his house? No one ever came to his house. He slithered down the tree and led the way. The crowd moved aside. But people began to mutter. “How can Jesus be the guest of a sinner?” they wondered out loud.

Zacchaeus stood up and said: “Lord! I will give half of everything I own to the poor. If I have cheated anyone, I will give them back four times as much.”

Jesus looked at Zacchaeus. Then He looked at the people who were muttering and criticizing Him. Jesus said, “Today salvation has come to this house. This is



the reason the Son of Man came—to seek and save the lost.”

Before Zacchaeus saw Jesus, he had begun to show that he was sorry for cheating people. Now, he confessed this before the crowd. He showed that loving Jesus helped him to make things right. Jesus can help you make things right too.

Daily Activities

Sabbath

- Go for a walk with your family. See if you can find a large tree like Zacchaeus might have climbed. What kinds of trees do you see? Begin a list and add to it all this week. Sing about Zacchaeus in the tree.
- Thank God for trees.

Sunday

- During family worship read and discuss Luke 19:1-10. Think how happy Zacchaeus must have been. Ask if you can invite someone to your house.
- Make a Bible-times purse by cutting a 15cm/6in circle of cloth. Punch holes about 1cm/1/2in from the edge and about 4cm/1.5in apart. Thread a string or thick piece of yarn through the holes and draw the purse together.
- Cut out 13 circles to represent coins. Write one word of your memory verse on each. Mix up the coins and then try to put the words in the right order. Use this to teach the verse to your family. Save the coins in your cloth purse.
- Thank God for supplying your needs.

Monday

- Read and discuss Matthew 5:23, 24 during family worship. When should you put wrongs right?
- With your family look at some coins or paper money. What symbols do you see? What do the symbols mean? Design a coin of your own.
- Ask God to help you put wrongs right.

Tuesday

- Read and discuss Matthew 18:21, 22 with your family. What is Jesus trying to tell His followers? Should we keep track of how many times we forgive someone?

- How much is 70 times 7?
- If you are able, climb a tree. How high do you think Zacchaeus climbed?
- Thank God for a healthy body.

Wednesday

- At worship time read and discuss Luke 6:37, 38. How important is it to ask for forgiveness and to forgive? Review your memory verse.
- Put a cup in the sink. Fill the cup until the water runs over. What does this tell us about our attitude to others? Read Luke 6:37, 38 again.
- Use old cereal packages or something similar to make place mats for your family.
- Thank God that He blesses us in so many different ways.

Thursday

- Read and discuss Matthew 7:12 during worship today. What would you like someone else to do for you?
- Draw faces of people in the story of Zacchaeus. Think of their surprise at seeing him in the tree. Think how they muttered when Jesus visited Zacchaeus. How did they act when they heard that Zacchaeus would give half of his money to the poor?
- Zacchaeus was short. Ask someone to measure you. Measure two other people in your home. Who is shortest?
- Ask God to help you to see what others need. How can you help the poor?

Friday

- With your family, review Luke 19:1-10 and act out the story. Sing “Zacchaeus” (*Little Voices Praise Him*, No. 63) and say your memory verse together.
- Thank God for Bible stories and for another Sabbath.