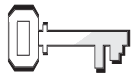


God Leads the Way



References

Deuteronomy 31–34; *Patriarchs and Prophets*, pp. 469-480



Memory Verse

“If I go and prepare a place for you, I will come back and take you to be with me that you also may be where I am” (John 14:3, NIV). (During the next three weeks the children will be learning John 14:1-3.)



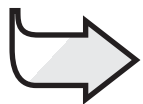
Objectives

The children will:

Know God has forever plans for them.

Feel excited about living with and praising God forever.

Respond by planning to live with God and worship Him forever.



The Message

Thanks to God, we will live with Him and worship Him forever.

Monthly Theme

We worship God every day.

The Bible Lesson at a Glance

God tells Moses that he may not go into the Promised Land because he “broke faith” and struck the rock. Moses introduces the children of Israel to their new leader, Joshua. Moses calls the people together and reminds them to obey God and repeat God’s commands to their children. He then climbs Mount Nebo. From Mount Nebo, God shows Moses the Promised Land before he dies.

This is a lesson about worship.

Like Israel of old, modern Israel is on the brink of the Promised Land, about to experience God’s forever plans for them. Like Moses on Mount Nebo, God’s people today have seen a glimpse of the heavenly country through the Bible and Spirit of Prophecy. Some will die first, as did Moses. Others will be translated at the Second Coming, like Elijah. But all of God’s children will surely go home. There they will worship Him face to face forever, praising Him for His amazing grace.

Teacher Enrichment

Not only did Moses see the land of Canaan, God gave him a vision of the future. His vision included a glimpse of Jesus’ crucifixion, resurrection, and triumphant ascension to heaven. “And it was there revealed to him [Moses] that he himself would be one who should attend the Saviour, and open to Him the everlasting gates” (*Patriarchs and Prophets*, p. 476).

“Had not the life of Moses been marred with that one sin, in failing to give God the glory for bringing water from the rock at Kadesh, he would have entered the Promised Land, and would have been translated to heaven without seeing death. But he was not long to remain in the tomb. Christ Himself, with the angels who had buried Moses, came down from heaven to call forth the sleeping saint” (*ibid.*, p. 478).

“This is the closing scene of a truly great life. As far as physical companionship is concerned, Moses was alone in the death scene. But he died in the arms of God; that was sufficient. . . . If [one] can die in the presence of God, that is a gracious end, full of hope” (*The SDA Bible Commentary*, vol. 1, p. 1076).

Room Decorations

See Lesson 9.

Program Overview

| Lesson Section | Minutes | Activities | Materials Needed |
|------------------------------------|----------|--|--|
| Welcome | ongoing | Greet students at door; hear pleased/troubled | none |
| 1 Readiness Options | up to 10 | <i>A. Packing for a Trip</i> <i>B. Unpacking for the Trip</i> | construction paper; tape, glue and/or stapler; catalogs, magazines, or newspaper ads; scissors or paper and pencils; Bible a suitcase, items you <i>won't need</i> in heaven or pencil and paper, Bible |
| Any Time Prayer and Praise* | up to 10 | Fellowship Songbook Mission Offering Prayer | none <i>Sing for Joy</i> <i>Children's Mission</i> offering container used last week none |
| 2 Bible Lesson | up to 20 | Experiencing the Story Memory Verse Bible Study | Bible-times costumes, walking stick, two "scrolls" Optional: small step ladder or chair, black plastic trash bags, newspapers Bibles, <i>Sabbath Songs for Tiny Tots—Cradle Roll</i> Bibles |
| 3 Applying the Lesson | up to 15 | <i>A. Crown of Thanks</i> <i>B. Waking-Up Morning</i> | crown-shaped cutouts, pens/pencils paper and pencils |
| 4 Sharing the Lesson | up to 15 | <i>Back to the Future</i> | construction paper, scissors, glue, markers or pens, yarn, Bible |

***Prayer and Praise may be used at any time during the program.**

TEACHING THE LESSON

Welcome

Welcome students at the door. Ask how their week has been—what they are pleased/troubled about. Give directions for the Readiness Activity of your choice.



Readiness Activities

Select the activity most appropriate for your situation.

You Need:

- construction paper
- tape, glue and/or stapler
- catalogs, magazines, and/or newspaper ads
- scissors for each child
- paper and pencils
- Bible

A. Packing for a Trip

Say: **Let's get ready to take a trip. Think of a special place you would like to go.** Have children fold a sheet of construction paper, then tape, glue, or staple the sides to make an envelope in which to "pack" pictures. From catalogs, magazines, or newspapers have the children cut out pictures of things they would like to take on their trip. (Option: Have the children make lists.)

Debriefing

Do you enjoy planning a trip? (yes, no) **Sometimes getting ready is as much fun as going. All of us are getting ready to take a trip. Do you know where we're going?** (heaven) Read aloud John 14:3. **We're getting ready for a trip to heaven! Do you know why?** (So that we can be where God is.)

How do we get ready to go to heaven? (Be in contact with Jesus every day; love Him; worship Him; love people; obey His commands in His strength; etc.) **What will you do when you get to heaven?** (Worship and praise Jesus face to face; learn new things; fellowship with those who are there; etc.) **That makes me think of today's message. I'll say it, then let's say it together:**



THANKS TO GOD, WE WILL LIVE WITH HIM AND WORSHIP HIM FOREVER.

You Need:

- suitcase full of things (see activity)
- pencil and paper
- Bible

B. Unpacking for the Trip

Give the class a full suitcase (at least 10 items) and have them dump the contents into one pile where all can see. Say: **Sort through the things and put aside everything you WILL NOT NEED in heaven.** Or they can make a list of them. For each item they discard, have them tell why. (Examples: a sweater and a blanket, because it will not be cold there; tissues, because there will be no allergies or colds there; eye-glasses, because their eyes will not fail; light bulbs because there will be no night.)

Debriefing

God is planning a perfect place for us to live. How are we going to get there? Read aloud John 14:3. **Why is He doing that?** (Because He loves us.) **How do you feel about going there? What are some of the things you hope to do there?** (Spend time with Jesus; praise Jesus face to face.) **That brings us to our message.** Say the message, then ask the children to say it with you.



THANKS TO GOD, WE WILL LIVE WITH HIM AND WORSHIP HIM FOREVER.

Prayer and Praise

Any
Time



Fellowship

Report the students' joys and sorrows (pleased and troubled) as reported to you at the door (as appropriate). Review the memory verse and allow time for sharing experiences from last week's study. Acknowledge any birthdays, special events, or achievements. Give a special warm greeting to all visitors.



Suggested Songs

- "Come and Praise the Lord Our King" (*Sing for Joy*, No. 5)
- "Soon and Very Soon" (*Sing for Joy*, No. 89)
- "When He Cometh" (*Sing for Joy*, No. 93)
- "Do, Lord" (*Sing for Joy*, No. 91)
- "God Is So Good" (*Sing for Joy*, No. 13)
- "Jesus Is Coming Again" (*Sing for Joy*, No. 92)



Mission

Share a story from *Children's Mission*. Help the children identify someone who looked forward to heaven or Jesus' second coming.



Offering

Say: **Our offering goes to help other people learn about Jesus so they will be ready to go to heaven with Him and worship Him forever.**

You Need:

- offering container used last week



Prayer

Sing together "Jesus Is Coming Again" (*Sing for Joy*, No. 92), first verse only. Then pray in unison, "Dear Jesus, we want to live with You forever. Please come soon."

Bible Lesson

You Need:

- Bible-times costumes
- walking stick
- two “scrolls” (rolled up piece of paper tied with a string or ribbon)
- Optional:
 - small step ladder or chair
 - black plastic trash bags
 - newspapers

Experiencing the Story

Setting (optional): Make a mountain by crumpling newspapers and stuffing them inside black trash bags. Put the bags around a ladder or chair to make “rocks.”

Characters: Moses (an adult), Joshua, a priest. Recruit an adult to come to the class dressed as Moses using a walking stick.

(Note: The following script need not be memorized. Have “Moses” study it well before class. The important thing is to get the main thoughts across to the children.)

Read or tell the story.

Leader/Teacher says: **We have a special visitor today.**

(Moses enters and stands in front of the children, has two “scrolls” under his arm, leans on walking stick, speaks with a “tired” voice.)

“Hello, my dear children of Israel. What a trip it’s been from Egypt. But we are here now, at the edge of Canaan. God has been good to us these 40 years, hasn’t He? He has given us food and water in the desert. Our shoes and clothes have not worn out. God has protected us from the snakes and other desert animals. But He’s still not done with you! He still has a wonderful plan for all the years of your lives.

“You are about to cross over into the land God promised us so long ago. But I’m not coming with you. I am 120 years old and am no longer able to be your leader. Remember when I hit the rock in the wilderness instead of speaking to it, like God told me to? Because of that I’m going to have tell you goodbye on this side of the Jordan River.

“Joshua, come here. *(Joshua stands beside Moses. Moses places his hands on Joshua’s shoulders.)* You are the one who will lead these people into the Promised Land. The Lord Himself will lead you and be with you. He will not fail you or abandon you, so do not lose courage or be afraid.

“And you, Priest, I have something for you. *(Moses gives the priest one of the “scrolls.”)* This is God’s law. Learn it well. Every seven years, read this law aloud at the Feast of Tabernacles. Everyone must hear it and learn to worship God and obey His teachings faithfully.

(Moses turns to Joshua again, gives him the other scroll.) “Joshua, this is a song that God helped me write. Help the people learn this song. It will remind them to serve God only.

(Moses turns back to the people.)

“Remember God and you will live a long time in the land He is about to give you. But if you turn away and worship the idols that are in this country, you will not keep this land. Always remember the Lord. He is your life. Be sure to obey the commands God has given you! Repeat them to your children, so that they may faithfully obey Him. These teachings are not empty words; they are your very life. Now I must go. God has told me to climb Mount Nebo.

(Moses turns away and walks to the ladder. Joshua goes with him. Moses shakes Joshua’s hand and climbs the ladder or steps up on a chair. Moses puts one hand above his eyes, as if he’s looking at something far away.)

“Yes, Lord! There it is! I can see the whole Promised Land! I can see that someday all this will belong to Your people, all the way to the sea! As far north as the town of Dan! I see the land You will give Judah! Thank You, Lord! I am not

afraid to die. I know You have a plan for me, just like You have a plan for all Your children. I know You will be with me.”

(Moses steps down and leaves the room.)

Leader/Teacher: **There was never another prophet in Israel like Moses. The Lord spoke with Moses face to face. The Lord, Himself, was with Moses when He died. But Moses didn't stay in the grave. God soon took him into heaven to be with Him forever. Just as God had a plan for Moses, He has a plan for us.**



THANKS TO GOD, WE WILL LIVE WITH HIM AND WORSHIP HIM FOREVER.

Debriefing

Ask: **Why could Moses not enter the promised land?** (Because he did not do as God told him; because he hit the rock instead of speaking; etc.) **Who replaced Moses as Israel's leader?** (Joshua)

What two things did Moses write down for the people? (a song and the commandments)

What happened to Moses after he died? (He was resurrected, went to live in heaven forever.)

Who has a plan for you to live forever? (God) **What do you think of a God who wants to live forever with you?** (I love Him, I want to thank Him.) Stop and pray, praise God and thank Him. **Now let's say our message together:**



THANKS TO GOD, WE WILL LIVE WITH HIM AND WORSHIP HIM FOREVER.

Memory Verse

Help the children find and read John 14:3, Then sing the memory verse to the tune: "Shall We Go for a Walk Today?"

(Sabbath Songs for Tiny Tots—Cradle Roll, No. 21).

"If I go prepare a place for you,
A place for you, a place for you,
I'll come back and take you to be
with me,

So you may be where I am"

(John 14:3). (Sing like an Amen.)

Bible Study

Say: **Today's Bible lesson says that just before he died, Moses wrote a song to help Israel remember to worship only God. The song is found in Deuteronomy 32.** Read verses 1-4, 7-12 together. Adults assist as needed.

Moses wrote another song when he had just become Israel's leader. Find this song in Exodus 15. Let's read verses 1-5 and 9-13. Why did Moses write this song? Have someone read aloud Exodus 14:26-28. (God had just delivered the Israelites from Pharaoh at the Red Sea.)

Debriefing

Say: **Moses wrote songs to praise and worship God. What other ways can we praise and worship God?** (sing hymns, pray, obey Him, bring an offering, share His words with others, etc.)

What wonderful promise does God give to all of us? (Jesus will come again; we can live with Him forever.) **Let's praise and worship God by giving Him praise when we say today's message together:**



THANKS TO GOD, WE WILL LIVE WITH HIM AND WORSHIP HIM FOREVER.

You Need:

- Bibles
- *Sabbath Songs for Tiny Tots—Cradle Roll*

You Need:

- Bibles

3

Applying the Lesson

You Need:

- crown-shaped cutout for each child
- writing instrument for each child

You Need:

- paper/pencil for each child

A. Crown of Thanks

Give each child a crown-shaped cutout. Say: **These crowns remind us that we will be living with and worshipping King Jesus forever. On your crown, write a Thank-You note to Jesus for the place in heaven that He is preparing for us. Be sure to sign your name.** Adults assist as needed.

Form a circle and invite the children to show their crowns and read their notes to Jesus as a form of prayer. Encourage children to take their crowns home and place them where all can see.

B. Waking-Up Morning

Give each child paper and a pencil. Show the children how to divide their paper into three sections.

Say: **It is bedtime. Maybe nobody will notice and you can stay up longer. So you stay quiet. Then comes the announcement: "Bedtime!"**

How do you feel about going to bed? In the first section of your paper, write some words that tell. Or draw a picture that shows. Allow 3 minutes. Then ask volunteers to tell how they feel about bedtime.

In section 2, write words or draw a picture that shows what you see and enjoy when you wake up in the morning. Allow 3 minutes, then ask them to share their feelings. Their feelings will probably be mixed.

In section 3, write words or draw a picture of your face on Resurrection morning when Jesus comes. As the children proceed, get them to talk about their feelings. **What will you see or do first on that waking-up morning?**

Affirm all responses; tell how you are looking forward to looking into Jesus' face. **What is the good news? We will be with Jesus!**

Debriefing (for either activity)

Ask: **How do you feel about seeing Jesus?** Allow response time, then say: **Moses died knowing that God was with him. Moses was resurrected soon after he died and was taken to heaven to live with God forever. This helps us know that all who die in Jesus will be resurrected when Jesus comes and will live with Him forever. Moses' story tells us that:**



THANKS TO GOD, WE WILL LIVE WITH HIM AND WORSHIP HIM FOREVER.

4

Sharing the Lesson

Back to the Future

Help the children cut some folded construction paper in the shape of a spaceship.

On the outside of the card have children add decorative touches and write the words: "You have a big future!" Inside they can write or paste the memory verse and glue some colored yarn around the verse.

You Need:

- construction paper
- scissors
- glue
- markers/pens
- yarn
- Bible

Debriefing

Discuss with whom they might share this card. Read aloud John 14:3.

Ask: **If someone asks you what this card means, what could you tell them?** (God has a plan to come back and take us to live with Him. We will worship Him face to face forever.) **How will you look when you tell them this great good news?** (happy, excited, like we believe it) **Let's say our message together:**

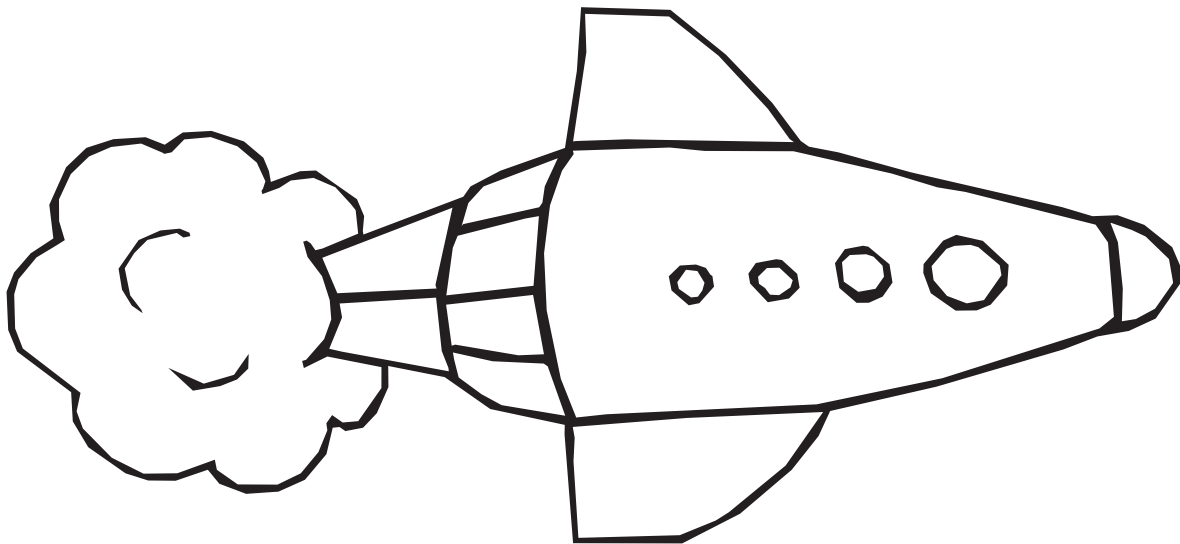


THANKS TO GOD, WE WILL LIVE WITH HIM AND WORSHIP HIM FOREVER.

Closing

Ask a child to close with prayer, telling Jesus that we can't wait to see Him and worship Him forever.

Then sing "Soon and Very Soon" (*Sing for Joy*, No. 89).



God Leads the Way

References

Deuteronomy 31–34;
Patriarchs and Prophets,
pp. 469–480

Memory Verse

“If I go and prepare a place for you, I will come back and take you to be with me that you also may be where I am” (John 14:3, NIV).

The Message

Thanks to God, we will live with Him and worship Him forever.

Have you ever helped plan a surprise party? Trying to surprise everyone is great fun. Getting everything ready is even more fun. But sometimes there is not enough time to do everything. Or worse yet, you may have to go away with your family and you miss the party. Something like that happened to Moses at the end of his life.

With God’s leading, Moses had safely guided the children of Israel for many years. They had traveled all the way from Egypt to the edge of the Promised Land. Now they were about to enter the land. Moses wanted to go with them. But God told Moses he could not. He must tell his people goodbye.

So Moses wrote a message for them. It’s the Bible book of Deuteronomy today. In it he reminded the people of all the wonderful things God had done for them. He reminded them that God still had a wonderful plan for their lives. “Remember God and worship Him, and you will live long,” Moses wrote. “But if your heart turns away and you worship other gods, you will not live long in the land.”

Moses put down his pen at last and went out to speak to the people. “I am 120 years old,” he told them. “I am no longer able to be your leader. The Lord has told me that I will not cross the Jordan. I will not go into Canaan.”

The people looked at one another in dismay. Surely Moses didn’t mean it! What would happen to them without him? What would they do?

“The Lord your God will go before you. Joshua will be your leader as the Lord has

said,” Moses went on. “Be determined and confident. Do not be afraid.”

Then Moses called Joshua to stand beside him. He placed his hands on Joshua. “You are the one who will lead these people into Canaan. You will see them live in the land that the Lord promised,” he said. “The Lord Himself will lead you and be with you. He will not fail you or leave you. So do not lose courage or be afraid.”

Then Moses turned to the priests. He gave them the copy of the law that God had told him to write—the Ten Commandments. The priests must learn it well. “At the end of every seven years,” he said, “read this law aloud at the Feast of Tabernacles. Read it so everyone may hear it and remember to worship God.”

Finally, Moses gave Joshua a copy of a beautiful song that God had helped him write. “Help the people learn this song,” Moses said. “It will remind them to serve God only.” The people listened quietly as Moses read it.

Then Moses spoke his last words to the children of Israel. “Be sure to obey the commands that I have given you today!” he pleaded. “Repeat them to your children, so they may faithfully obey God’s teachings. These are not empty words; they are your very life.”

On that same day the Lord told Moses to climb Mount Nebo. And there, the Lord spent special time encouraging Moses. Just before Moses died, God showed him the Promised Land. The Bible says that Moses saw all the land. All the way to the northern-most town of Dan. All the way west to the sea. And south through what would become the land of Judah.

Moses died on the mountain. He died peacefully as the Lord had said he would.

But Moses did not stay in the grave. Soon God raised him up and took him to live with Him in heaven forever. Moses is there today.



There was never another prophet in Israel like Moses. God had a plan for him. And He has a plan for us. **THANKS TO GOD, WE WILL LIVE WITH HIM AND WORSHIP HIM FOREVER!**

Daily Activities

Sabbath

- If possible, go to the top of a high hill with your family and read your lesson story. Then look out from the hill. Make believe that the Promised Land is in the distance. Try to imagine how Moses felt. He was so near, but could not go into Canaan. Discuss: Do you wish that you were in heaven now? How do you feel about going there?
- Read John 14:1-3 together.

Sunday

- For family worship, give everyone paper and pencil. Ask everyone to draw a face to show how they would feel if they had just been given a million dollars. Then draw another face to show how they would feel if they had just found out that they were moving next week.
- Read the memory verse together. Which face shows how you feel about Jesus' promise? Write your memory verse near that face. Tell Jesus how excited you are, and thank Him!

Monday

- For family worship, read Deuteronomy 30:15-19 together. Talk about who really does offer you life. Who offers you death? Whom do you choose to worship?
- Find Mount Nebo on a Bible map. What mountains are nearest to your home? How high are they?
- Sing "For God So Loved the World" (*Sing for Joy*, No. 26). Tell God now that you love Him too. Thank Him for the promise of a fantastic, forever life with Him!
- Teach your memory verse to your family.

Tuesday

- What if you make some wrong choices that keep you from worshipping God? Will God forgive you? With your family, read Deuteronomy 30:2, 3, 9, and 10. What other promises did God make to

Israel? Read verses 4, 5. What do these verses mean to you? Ask God to help you make right choices today.

- Make a cutout of a train. Write on it: "I choose to stay on track—the track to heaven!" Put it where you will see it every morning.
- Say your memory verse to an adult.

Wednesday

- With your family, read Deuteronomy 34. How was Moses like or unlike people today who are 100 years old? Read together Matthew 17:1-5; Mark 9:1-8; and Luke 9:28-36. Where is Moses now? How do you know?
- Say your memory verse together, then sing "Jesus Is Coming Again" (*Sing for Joy*, No. 92). Ask God to help you be ready when Jesus comes again.

Thursday

- During worship today read Revelation 21:10-12, 18-21 and Revelation 22:1-5. Talk about heaven and tell what you want to see and do there. How long does God want you to live with Him?
- Unscramble this word and write it on the lines: E E R V R O F _ _ _ _ _ . God must really love you!
- Say your memory verse and thank God for making a place in heaven for you.

Friday

- During family worship, talk about Sabbath in heaven. Read Isaiah 66:22, 23 together. Then talk about some things you want to do with Jesus on Sabbath. Act out one of those things and let your family guess what it is.
- Draw a picture of heaven. Write your memory verse in the picture. On the back of your picture, list all the people you want to see there. Pray for each person on your list.
- Sing "When He Cometh" (*Sing for Joy*, No. 93).