



Service Contract

To show God's love for others, I will perform the following service for someone this week: _____

Signed _____ Sealed _____



Service Contract

To show God's love for others, I will perform the following service for someone this week: _____

Signed _____ Sealed _____

OUR SABBATH PLAN

Friday Evening

Meal:

Activity:

Sabbath Morning

Meal:

Activity:

Sabbath Afternoon

Meal:

Activity:

Sabbath Evening

Meal:

Activity:

OUR SABBATH PLAN

Friday Evening

Meal:

Activity:

Sabbath Morning

Meal:

Activity:

Sabbath Afternoon

Meal:

Activity:

Sabbath Evening

Meal:

Activity:

OUR SABBATH PLAN

Friday Evening

Meal:

Activity:

Sabbath Morning

Meal:

Activity:

Sabbath Afternoon

Meal:



Activity:

Sabbath Evening


Meal:

Activity:



For Lesson 7, pages 72 and 76. Readiness A—one for each child; Readiness B—10 copies; Applying the Lesson—one for each child.




For Lesson 7, page 75. Make 14 copies.



For Lesson 9, page 92. One copy for each child.



1. Fold paper into 4 sections.
2. Draw figure on top section.
3. Cut as indicated, leaving arms and feet connected.
4. Open paper—you should have 4 dolls.



For Lesson 9, page 95. Make 14 copies.









I,
_____,
**choose to be part of
God's family. I want to
be baptized, then
others will know I
belong to God's family.**

I,
_____,
**choose to be part of
God's family. I want to
be baptized, then
others will know I
belong to God's family.**




I,
_____,
**choose to be part of
God's family. I want to
be baptized, then
others will know I
belong to God's family.**

I,
_____,
**choose to be part of
God's family. I want to
be baptized, then
others will know I
belong to God's family.**

For Lesson 10, pages 102 and 106. For page 102—one heart for each child; for page 106—one for each child.



For Lesson 12, pages 125 and 127. For page 125 Memory Verse—one copy for each child. For page 127—make one construction paper copy for each child.



For Lesson 13, pages 133 and 135. For page 133—copy one page for each child; for page 135—make 18 copies of the sheep and 8 of the goat.

