

## References

Matthew 4:18-22;  
Mark 1:16-20;  
Luke 5:1-11; *The Desire  
of Ages*, pp. 244–251



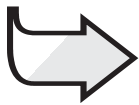
## Memory Verse

“ ‘Come, follow me,’  
Jesus said, ‘and I will  
make you fishers  
of men’ ” (Matthew 4:19, NIV).



## Objectives

The children will:  
**Know** that Jesus’  
followers make Him  
first in their lives.  
**Feel** called by Jesus  
to be His servants.  
**Respond** by asking Jesus  
to help them serve Him  
and share Him with others.



## The Message

I follow Jesus and  
share Him with others.

# Going Fishing

## Monthly Theme

Jesus shows us how to serve.

## The Bible Lesson at a Glance

Jesus is preaching by the Lake of Gennesaret (Sea of Galilee). People crowd around Him on the beach, so He steps into Peter’s fishing boat and continues to teach the multitude. When He finishes speaking, He tells Peter to let his fishing nets down to catch some fish. Peter questions, but does as Jesus asks. So many fish are caught that Peter and his brother have to call James and John for help. The astonished brothers leave everything behind and follow Jesus to become fishers of men.

## ***This is a lesson about service.***

Although God does not always ask us to do so, His true servants are willing to leave things behind to follow Him, to go where He leads, and to serve Him as He asks.

## Teacher Enrichment

Sea of Galilee—“A freshwater lake, fed and drained by the Jordan River. It is 12 <sup>3</sup>/<sub>4</sub> mi. (20.5 km.) long, and 7 <sup>1</sup>/<sub>2</sub> mi. (12 km.) wide at its greatest breadth. . . . It lies about 658 ft. (209 m.) below the level of the Mediterranean Sea, and is 130 to 148 ft. (40 to 45 m.) deep. The low altitude of this lake is responsible for its semitropical climate. It is surrounded by high hills, except where the Jordan enters and leaves, and is subject to sudden and extremely violent storms. . . . The abundance of its fish made fishing a lucrative trade in the time of Jesus” (*The SDA Bible Commentary*, vol. 8, p. 401).

## Room Decorations

(1) Spread a large net with fish across the board. (2) Display 12 felt men with a name for each under the caption “The Twelve Disciples.” (3) Place the names of your students, with a paper cutout if possible, under the captions “Fishers of Men,” or “We Are Disciples Too!” (4) Decorate with felts that illustrate each week’s story. (5) Mount onto wood or Styrofoam a child-size felt boy with loaves and fish. (6) Add a child-size boat, draped with a big net, in which the teacher can sit while telling the story.

## Program Overview

Lesson Section	Minutes	Activities	Materials Needed
Welcome	ongoing	Greet students at door; hear pleased/troubled	
<b>1</b> Readiness Options	up to 10	A. <i>Fishnet Fan</i>  B. <i>Feed Me</i>	paper (for fishnet and fish), scissors for each child, fish pattern (see page 140) fish crackers (recipe on page 12) or bread cut in fish shapes
<b>Any Time</b> Prayer and Praise*	up to 10	Fellowship Songbook Mission Offering  Prayer	none <i>Sing for Joy</i> <i>Children's Mission</i> water pitcher or milk carton and paper fish cutouts (see page 140), pens, pencils, markers, steel paper clips
<b>2</b> Bible Lesson	up to 20	Experiencing the Story  Memory Verse  Bible Study	fish crackers or cutouts (see page 140), hairnets (or other small nets), larger net, paper, child-size boat, paper boats (see page 17) paper fish (see page 140), steel paper clip for each, nylon thread, magnets, stick fishing pole, Bibles Bibles
<b>3</b> Applying the Lesson	up to 15	<i>Catching Fish</i>	fish cutouts in bowl from prayer activity; steel paper clips; stick fishing pole; "Fishing Instructions" chart (see activity)
<b>4</b> Sharing the Lesson	up to 15	<i>Let's Go Fishing!</i>	fish cutouts from Applying the Lesson, pencils, tape, sewing thread or yarn

\*Prayer and Praise may be used at any time during the program.

# TEACHING THE LESSON

## Welcome

Welcome students at the door. Ask how their week has been—what they are pleased/troubled about. Encourage them to share an experience from last week's lesson study. Have them begin the readiness activity of your choice.

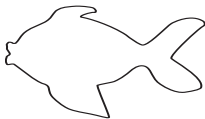
1

## Readiness Activities

Select the activity most appropriate for your situation.

### You Need:

- paper (for fishnet and fish)
- scissors for each child
- fish pattern (see p. 140)



### A. Fishnet Fan

To make a fishnet, accordion-fold the paper as if making a fan. Help the children cut small slits along one edge of the fan, and then open to display the net. Have the children cut out fish (see page 140); then insert fish into the paper net.

### Debriefing

Ask: **Have you ever gone fishing? Did you ever catch fish with a net?** (Accept answers.) **How was our activity like or unlike real fishing? Let's read our memory verse for today.** Read Matthew 4:19 aloud, having children repeat after you. **In today's story some fishermen learn about sharing Jesus with others. Today's message is:**

**I FOLLOW JESUS AND SHARE HIM WITH OTHERS.**

Say that with me.

### B. Feed Me

Distribute one "fish" to each child. (Buy fish-shape crackers or make your own.) Ask the children to eat the "fish" without bending their elbows. They will not be able to feed themselves. Help them discover that they must feed each other if they want to eat.

### Debriefing

Ask: **What did you need to do if you wanted to eat?** (get help) **How did you like having someone feed you?** (dependent; grateful) **When you serve others, you are serving Jesus and helping others learn about Him. Today's message is:**

**I FOLLOW JESUS AND SHARE HIM WITH OTHERS.**

Say that with me.

Instead of packaged fish-shaped crackers, you may want to make your own with this recipe.

- 2 cups (450g) whole wheat flour
- $\frac{3}{4}$  cup (169 ml) water
- 1  $\frac{1}{2}$  cups (338g) unbleached white flour
- $\frac{1}{4}$  cup (50 ml) oil
- 2 T (30g) cornstarch
- $\frac{1}{3}$  cup (75 ml) molasses or honey
- 1 t (5g) ground coriander or cinnamon
- $\frac{1}{2}$  t (2.5g) salt

Mix all dry ingredients. Mix all wet ingredients in blender and combine. Knead a little. Roll out to  $\frac{1}{4}$  inch (5 cm). Cut into fish shapes and prick each with a fork. Bake at 275° F (150° C) for 35 minutes.

# Prayer and Praise

Any  
Time



## Fellowship

Report the students' joys and sorrows (pleased and troubled) as reported to you at the door (as appropriate). Review the memory verse and allow time for sharing experiences from last week's lesson study. Acknowledge any birthdays, special events, or achievements.



## Suggested Songs

- "We Are His Hands" (*Sing for Joy*, No. 129)
- "I Will Make You Fishers of Men" (*Sing for Joy*, No. 135)
- "There Were Twelve Disciples" (*Sing for Joy*, No. 63)
- "The Family of God" (*Sing for Joy*, No. 139)



## Mission

Share a story from *Children's Mission*. Emphasize the theme of service in the mission story.



## Offering

To symbolize service, use a pitcher to collect the offering. If not available, cut the top off a milk carton and cover it with paper and a picture of a pitcher.

### You Need:

- water pitcher or milk carton and paper



## Prayer

Give each child a fish cutout. Ask them to write the name of someone they want to tell about Jesus and write their own name on the other side. Place all the fish cutouts in a large bowl or box. Ask children to kneel in a circle and pray together for the people named on the cutouts. (Then ask an adult helper to place a steel paper clip on each of the fish and set them aside for Applying the Lesson.)

### You Need:

- fish cutouts (see page 140)
- pens, pencils, markers
- steel paper clips

## Bible Lesson

### You Need:

- fish crackers (see recipe page 12) or small fish cutouts (see p. 140)
- hairnet (or other small net) for each child
- larger net
- one blank sheet of 8½ x 11 inch (A4) paper per child
- paper boat directions (see p. 17)
- boat to sit in (see Room Decorations)

### Experiencing the Story

To prepare for the story, have the children each make a paper boat, following the instructions you provide (see page 17). As you tell the story, sitting in a child-size boat with a big net across it, allow the children to role-play by using fish crackers, hairnets, and their boats. At the appropriate time, prompt them to fill the hair nets with crackers and then “load” them into their boats.

### Read or tell the story.

The sun was rising over the hills east of Lake Gennesaret. Peter and his brother, Andrew, had fished all night without catching a thing. *[Move empty nets around.]* “Let’s go,” Peter said. They pulled up their nets and headed for the shore. *[Pull net into the boat in which you are sitting.]*

As they came to the shore, they saw a large group of people gathered around Jesus. As the people crowded closer and closer, Jesus stepped into Peter’s boat and asked him to pull out into the water. *[Children hold up their paper boats.]* He sat in the boat and continued to talk to the people on the shore. He told them that they could be in God’s kingdom if they believed in Him.

When He finished speaking, Jesus turned to Peter and said, “Let’s go out and catch some fish.”

Andrew grinned. The sun was high overhead. Nobody fished in the daytime. Why? Because the fish were far below the surface in the cool, deep waters of the lake. “We’ve worked all night without catching a thing,” Peter said. “But if you want us to fish, we’ll fish.”

Peter and Andrew threw the net far

from the boat. *[Children throw small nets away from their boats.]* It had barely hit the water, when it was suddenly full of fish! The net was so heavy with fish that the boat began to tip over. *[Adults fill children’s small nets with “fish”.]*

“Help!” Peter cried to his friends, James and John, in their nearby boat. “We’re sinking.”

James and John hurried to help them, taking part of the fish into their own boat. *[Children “load” fish crackers into their boats.]* Both boats were so full that they barely made it back to shore without sinking. The men thought about the money they could earn when they sold these fish. It was the biggest catch they had ever seen.

“If you follow Me,” Jesus said softly, “you will fish for men.” He meant they would lead people to know about Him.

Peter remembered the people who had followed Jesus to the lakeshore. He thought of his nets, so full that his boat had almost sunk. He knew about the money they could earn. But he decided to follow Jesus. So did Andrew, James, and John. They left their boats full of fish behind. They left everything, and put Jesus first in their lives. For the rest of their lives they told many people about Jesus. They became “fishers of men.”

### Debriefing

Allow response time as you ask:

**How would you feel if you had been Peter and Andrew?** (amazed, surprised, shocked, happy, etc.) **Why didn’t people go fishing during the middle of the day?** (It was too bright, no fish in the middle of the day, etc.) **What happened when Peter and Andrew followed Jesus’ instructions?** (They caught so many fish their nets began to break.) **When they followed Jesus, what did**

**they leave behind?** (their fishing nets, the fish they caught, their boat) **We can follow Jesus too and learn to share Him with others. Let's say our message together:**



**I FOLLOW JESUS AND SHARE HIM WITH OTHERS.**

**Memory Verse**

Write one word of the memory verse, including the text, on each fish shape (see page 140). Place a large steel paper clip on each fish. Attach a magnet to the end of a length of nylon thread and tie the other end to a stick. (Save this "fishing pole" for use in Applying the Lesson.) Large class: make more than one pole and set of words.

Give each child a turn at "catching" a fish. Help the children look up the memory verse in their Bibles. The memory verse is; "**'Come, follow me,' Jesus said, 'and I will make you fishers of men' (Matthew 4:19, NIV).**" Then let them work together to place the "fish" that they caught in the correct order. Repeat the memory verse together several times.

**You Need:**

- 14 colored paper fish shapes (see p. 140)
- 14 steel paper clips
- nylon thread with attached magnet
- stick for a fishing pole
- Bibles

**Bible Study**

Using the following texts, have the children take turns reading about various Bible fish stories. For each of the incidents have them answer the question: "Who was serving whom?"

Luke 5:1-11	Jesus and disciples
Matthew 14:19-21	Jesus feeds 5,000
John 21:4-14	Jesus and disciples
Matthew 17:24-27	fishy tax money
Jonah 1:15-17	Jonah's story

**Debriefing**

Ask: **Which fish story was your favorite?** (Accept answers.) **What do these stories teach us about service?**

Luke 5:1-11	Jesus should be more important than anything else.
John 21:4-14 and Matthew 14:19-21	Providing food is service.
Matthew 17:24-27	God serves us and cares for our needs.
Jonah 1:15-17	God wants us to put Him first and tell others about Him.

**Let's say our message together:**



**I FOLLOW JESUS AND SHARE HIM WITH OTHERS.**

**You Need:**

- Bibles

### 3

## Applying the Lesson

### You Need:

- fish cutouts from prayer activity
- steel paper clips
- stick fishing pole(s) from Memory Verse activity
- poster or chart (see activity)

### Catching Fish

In advance, make a chart or poster big enough for all to see. Place the caption “Fishing Instructions” at the top. Under it, place the following illustrations (felts, cutouts, or drawings): Bible, heart, hand, ear, lips, foot.

Say: **When people go fishing for fish, they use certain tools and bait. How do we fish for people? What kind of bait do we use?** Show the following Fishing Instructions chart and discuss ways we can “fish for people.”

Sharing God’s Word (Bible)

Loving them (heart)

Helping them (hand)

Listening to them (ear)

Speaking kind words (lips)

Taking them places (foot)

Use the fishing pole(s) from the memory verse activity and let the children take turns “catching” the fish shapes. When a “fish” is caught, have the catcher read whose fish it is and give it to that person. On the opposite side from the owner’s name, these fish already have the name of someone to “catch” for Jesus. (These “fish” will be used in Sharing the Lesson.)

### Debriefing

Refer to the “Fishing Instructions” chart, then ask: **Have any of you shared the Bible, loved, helped, listened, spoke kind words, or used your feet to “catch” someone for God?** Encourage sharing experiences. **If you can’t think of anything right now, you can soon have an experience. Listen carefully during our next activity. Remember today’s message?**



**I FOLLOW JESUS AND SHARE HIM WITH OTHERS.**

### 4

## Sharing the Lesson

### You Need:

- fish cutouts from Applying the Lesson
- pencils
- tape
- sewing thread or yarn

### Let’s Go Fishing!

Use the fish shapes that were “caught” in Applying the Lesson. Let the children share how they will serve someone, referring to the Fishing Instructions chart used in Applying the Lesson.

Have them tape their “fish” with the names on it to a length of nylon thread or yarn. They can hang this up in their room at home as a reminder to serve that person this week by following at least one of the Fishing Instructions.

### Debriefing

Say: **Next Sabbath, plan to share your experience of serving the person whose name is on your fish. Who will help you with your “fishing”? (Jesus.) Let’s say today’s message together. Raise your hand if you believe it.**

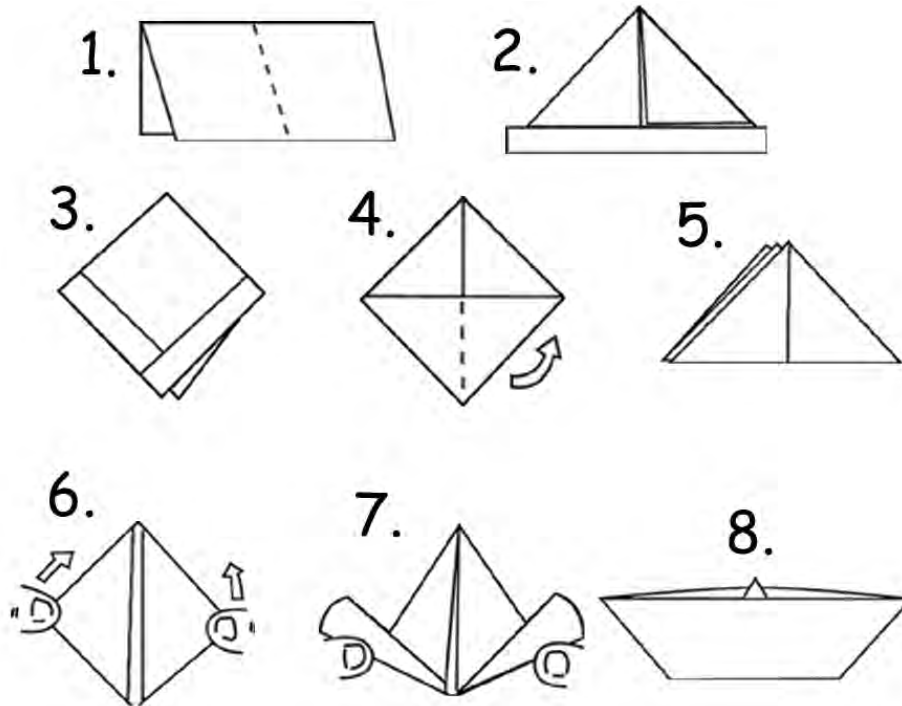


**I FOLLOW JESUS AND SHARE HIM WITH OTHERS.**

### Closing

Ask God to give each child the desire and courage to follow Jesus and tell others about Him this week.

# Paper Boat Directions



1. Fold an 8"x11" piece of paper in half horizontally.
2. Fold this new rectangle in half vertically and then unfold it.
3. With the fold on top, fold the top right corner down and in so it lines up with the crease down the middle. Do the same with the top left corner so you're left with an arrow pointing up.
4. Keeping the paper folded, grasp the top layer of the bottom edge and crease it up. Turn your paper over and do the same with the other side. This shape may look like a boat (or a hat), but don't stop.

5. Place your thumbs in the middle of the "hat" as if you are going to put it on your head. Pull outward, then flatten the sides of the hat. You should have a diamond shape that's open on the bottom.
6. Bring the bottom of the diamond up to the top, then crease. Turn it over and repeat on the other side.
7. Place your thumbs inside the bottom of the triangle and pull out. Flatten your new diamond shape.
8. Grasp the top points of the diamond on either side of the "seam" and gently pull. Flatten your new shape, and you'll have a boat.



## Going Fishing

### References

Matthew 4:18-22;  
Mark 1:16-20;  
Luke 5:1-11; *The  
Desire of Ages*,  
pp. 244–251

### Memory Verse

“Come, follow  
me,” Jesus said,  
“and I will make  
you fishers of  
men” (Matthew  
4:19, NIV).

### The Message

I follow Jesus  
and share Him  
with others.

*Have you ever caught a fish? Or  
watched anyone fishing? A long time ago  
four men learned about a new way to fish.*

The sun was rising over the hills east of Lake Gennesaret. Peter and his brother, Andrew, had fished all night without catching a thing. “Let’s go,” Peter said. They pulled up their nets and headed for the shore.

As they came to shore, they saw a large group of people gathered around Jesus. As the people crowded closer and closer, Jesus stepped into Peter’s boat and asked him to pull out into the water. He sat in the boat and continued to talk to the crowd of people on the shore. He told them that they could be in God’s kingdom if they believed in Him.

When He finished speaking, Jesus turned to Peter and said, “Let’s go out and catch some fish.”

Andrew was puzzled. The sun was high overhead. Nobody fished in the heat of the day. Why? Because the fish were far below the surface in the cool, deep waters of the lake. “We’ve worked all night without catching a thing,” Peter said. “But if You want us to fish, we’ll fish.”

Peter and Andrew threw their big net far from the boat. It had barely hit the water, when it was suddenly full of fish! The net was so heavy with fish that the boat began to tip over.

“Help us!” Peter cried to James and John in their nearby boat. “We’re sinking!”

James and John hurried to help them. Hauling that heavy net was hard work! James and John took part of the fish into their own boat. Both boats were so full that they barely made it back to shore without sinking.

“If you follow Me,” Jesus said, “you will fish for men.” Jesus meant they would tell people about Him.

The four fishermen looked at their boats. They had never before caught so many fish at once. Truly this was a miracle. And the Man who had made it happen wanted them to follow Him!

Peter remembered the people who had followed Jesus to the lakeshore. He thought of his nets, so full that his boat had almost sunk. He decided to follow Jesus. So did Andrew, James, and John. They walked away from the biggest catch they had ever seen. They left everything behind and put Jesus first in their lives. As long as they lived, they told many people about Him.

We, too, follow Jesus when we put Him first and tell others about Him. He will lead us to those who need to know about Him. And He will help us to be “fishers of men.”



## Daily Activities

### Sabbath

- If possible, go with your family to a place where there are fish and read your lesson together.
- Draw a heart and ask your family how you can show God's love to others.
- Read Matthew 4:19 together; then sing "I Will Make You Fishers of Men" (*Sing for Joy*, No. 135). Pray that God will help you to be a "fisher of men."

### Sunday

- Read and discuss Matthew 4:18-22 for family worship. Tell this story in your own words.
- Draw a big fish and write your memory verse on it. Cut the fish like a puzzle so each word is on a separate part of the fish. Put this fish puzzle together each day this week.
- Today serve the person you chose in Sabbath School (the name you wrote on your fish) by sharing Jesus with them. Pray for them today and every day.

### Monday

- During family worship, read and discuss Luke 5:1-3. On a big piece of paper trace around your hands. Show your family and ask: How can we use our hands to serve others?
- Practice your memory verse with your fish puzzle. Sing "I Will Make You Fishers of Men"; then ask Jesus to help you serve Him each day by telling others about Him.

### Tuesday

- With your family, read and discuss Luke 5:4-11. Ask your family to see who can think of the most people who serve others.
- Peter, Andrew, James, and John left everything

to follow and serve Jesus. How can you and your family do that? Pray about it. Then sing a song about serving Jesus.

- Do your fish memory verse puzzle.

### Wednesday

- With your family, read and discuss Mark 1:16-20. Trace around your foot and show it to your family. Ask: How can we serve others with our feet?
- Have a family member help you find out how fish breathe in water. Find out two other interesting facts about fish.
- Do your fish memory verse puzzle without help.
- Sing "Seek Ye First" (*Sing for Joy*, No. 67) before prayer. Ask Jesus to show you ways to serve Him with your feet.

### Thursday

- During family worship, read Luke 5:1. Draw a picture of an ear and show it to your family. Ask: How can we use our ears to serve others?
- Play catch with a family member. Talk about whether or not you have done something this week to "catch" someone for Jesus.
- Say your memory verse from memory before prayer. Ask Jesus to help you "catch" someone for Him.

### Friday

- Read John 12:26 with your family. To serve Jesus means to f \_ \_ \_ w Him.
- Read Matthew 25:40. True or False? When we help others, we are serving Jesus.
- Tell your lesson story in your own words. Ask: What did the four men leave behind? Why?
- Say your memory verse; then sing "I Will Make You Fishers of Men" (*Sing for Joy*, No. 135).
- Decide on a way to serve Jesus together tomorrow. Ask Jesus to guide you as you do so.