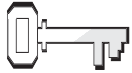


## Living Water?



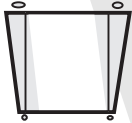
### References

John 4:1-42; *The Desire of Ages*, pp. 183-195



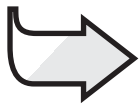
### Memory Verse

“Whoever drinks the water I give him will never thirst” (John 4:14, NIV).



### Objectives

The children will:  
**Know** that Jesus wants to save everyone, regardless of religion, culture, or ethnic background.  
**Feel** a desire to be friends with people of other backgrounds.  
**Respond** by making a new friend this week.



### The Message

Jesus is everyone’s Friend.

### Monthly Theme

Jesus shows us how to serve.

### The Bible Lesson at a Glance

Jesus, traveling through Samaria with His disciples, breaks a double taboo and requests water from a Samaritan woman. By His actions and their conversation she is convinced that He is the Messiah and runs to bring everyone from her town to meet Him. Many Samaritans believe in Him as a result of Jesus’ two days with them.

### *This is a lesson about service.*

Jesus shows us how to approach others. Like Him we should build relationships with and respect all people as children of God, while sharing Jesus with them.

### Teacher Enrichment

Samaritans—For the origin of the Samaritans see 2 Kings 17:24-34.

“When the Jews returned from exile (c. 536 B.C.) and began to reestablish their religion, the Samaritans offered to join them, but . . . the Jews rejected this offer outright (Ezra 4:1-3). . . . Convinced that the Samaritans had a corrupted religion, they wanted to avoid reverting to errors of pre-exilic times and therefore chose religious and social isolation. As a result of this attitude an increasingly deepening hatred developed between the 2 nations, which was frequently revealed in hostile acts. . . .

“Josephus says concerning the Samaritans that they were so insincere that they claimed to be Jews when . . . an affinity to them could bring them advantages, but they denied any connection with Jewry when this was to their disadvantage. . . . After the Samaritans had been rejected by the Jews they built a temple on Mount Gerizim, in which they offered sacrifices according to Mosaic ritual” (*The SDA Bible Commentary*, vol. 8, pp. 972, 973).

### Room Decorations

See Lesson 1.

## Program Overview

Lesson Section	Minutes	Activities	Materials Needed
Welcome	ongoing	Greet students at door; hear pleased/troubled	"well" built with bricks, cardboard boxes, painted poster board, or brown paper; cold water; paper cups
<b>1</b> Readiness Options	up to 10	A. <i>Match Up</i>  B. <i>Celebrate Differences</i>	pictures of children of various nationalities, samples of foods from other cultures, index cards, Bibles music for "Jesus Loves the Little Children," a way to play it
<b>Any Time</b> Prayer and Praise*	up to 10	Fellowship Songbook Mission Offering Prayer	none <i>Sing for Joy</i> <i>Children's Mission</i> offering container none
<b>2</b> Bible Lesson	up to 20	Experiencing the Story  Memory Verse  Bible Study	prism (if available), well from the "well-come," two containers—one empty and one half filled with water small drinking cup for each child, today's memory verse written on small strips of paper, tape Bibles
<b>3</b> Applying the Lesson	up to 15	<i>Blind to Differences</i>	blindfold for each child
<b>4</b> Sharing the Lesson	up to 15	<i>Supplies for Sharing Jesus</i>	information on places in the world that need used Church literature, a note to parents

**\*Prayer and Praise may be used at any time during the program.**

# TEACHING THE LESSON

## You Need:

- “well” built of bricks, boxes, poster board, or paper
- cold water
- paper cups

## Welcome (“Well-Come”)

Prepare in advance: Create a well from bricks, boxes, poster board bent into a semicircle against a wall, or brown paper. In the well have cold water and paper cups. Save this well for use in Lesson 9.

Give the children a “Well-Come” and invite them to come to the well to get a drink. Mention that there is a well in our Bible lesson today.

Have them begin the readiness activity of your choice.

1

## Readiness Activities

Select the activity most appropriate for your situation.

## You Need:

- pictures of children of various nationalities
- pictures or samples of foods from other cultures
- index cards
- Bibles

### A. Match Up

Gather pictures of children of all nationalities. Gather pictures or samples of food from various cultures. Write on index cards the names of the different nationalities and cultures represented by the pictures and samples. Have the class match the cards with the pictures or items of food. (Invite them to sample the food, if appropriate.) Discuss its difference from your typical food.

### Debriefing

Ask: **Why is everyone equally special to Jesus?** (He made everyone, and He died to save them.) **How does Jesus want you to treat someone who is different from you?** (Treat them as my friend and Jesus’ friend.) **To whom does Jesus offer His friendship? To find the answer we will read our memory verse, John 4:14.** Read together. **To whom does Jesus offer the water of life? Today’s message says:**



**JESUS IS EVERYONE’S FRIEND.**

**Say that with me.**

## You Need:

- music for “Jesus Loves the Little Children”

### B. Celebrate Differences

Play “Jesus Loves the Little Children.” Suddenly stop the music and direct the children to group together according to one of the following: hair color, eye color, or the colors they are wearing. Repeat, using the other categories.

### Debriefing

Ask: **Even in our own group we are different from one another. How are we different?** (different hair color, eye color, and color of clothes, etc.) **How are we alike?** (same language, church, etc.) **Jesus made us all different, but equally special to Him. Let’s say today’s message:**



**JESUS IS EVERYONE’S FRIEND.**

**Say that with me.**

# Prayer and Praise

Any  
Time



## Fellowship

Report the students' joys and sorrows (pleased and troubled) as reported to you at the door (as appropriate). Review the memory verse and allow time for sharing experiences from last week's lesson study. Acknowledge any birthdays, special events, or achievements. Give a special warm greeting to all visitors.



## Suggested Songs

"We Are His Hands" (*Sing for Joy*, No. 129)

"O, How He Loves You and Me" (*Sing for Joy*, No. 28)

"Jesus Loves Children" (*Sing for Joy*, No. 37)

"The Family of God" (*Sing for Joy*, No. 139)



## Mission

Share a story from *Children's Mission*. Point out that Jesus loves everyone. The people we read about in the mission story may be different from us, but Jesus loves them just the same.



## Offering

Decorate the offering container to represent the people from the world division that will receive this quarter's thirteenth Sabbath offering.

Say: **Our offering today will help people who might be different from us, but who also must have what they need to do God's work in their part of the world.**

### You Need:

- offering container



## Prayer

Invite the children to think of someone different from them in some way (different race, language, etc.). Divide the class into groups of two and have the children each pray for the needs of that person.

## 2

## Bible Lesson

### You Need:

- prism (if available)
- well from the “well-come”
- two containers—one empty and one half full of water

### Experiencing the Story

Use the same “well” as for the “well-come.” Ask the children to gather around the well as you tell the story.

**When you say:**     **A helper does the following:**  
**water** or **drink**     Pours water back and forth between two containers.

Help children hold up the prism to the light and see all the different colors. Remind them that Jesus made all the different but equally beautiful colors. He also made and loves all the different but equally valuable people. He loves everyone.

### Read or tell the story.

One day Jesus and His disciples were walking through Samaria on their way to Galilee. The Jews and the Samaritans were bitter enemies. They would not even speak to one another. Outside the town of Sychar, Jesus sat down beside a well. He was tired, He was hungry, and He was thirsty. His disciples had gone into town to buy some food.

In the heat of the day, all the Samaritans were inside. While Jesus sat there, only one woman approached to draw **water**. *[Pour water.]*

“May I have a **drink?**” *[Pour water.]* Jesus asked.

The woman looked around, wondering if Jesus was really speaking to her.

“Why would you, a Jew, ask me for a **drink?**” *[Pour water.]* she replied.

“If you asked Me for **water,**” *[Pour water.]* Jesus said, “I wouldn’t refuse you. I would give you some living water, and

you would never be thirsty again.”

The woman listened. She had forgotten that Samaritans did not talk to Jews. All she could think about was the **water**, *[Pour water.]* pure and clear. She wanted this special living **water** *[Pour water.]* so she would never be thirsty again.

Then Jesus explained. The living **water** *[Pour water.]* He spoke of was really eternal life, which we receive when we believe in Jesus and choose to follow Him.

The woman listened, and she believed. She soon ran into town to bring everyone back to receive the **water** *[Pour water.]* Jesus promised.

Jesus stayed in Sychar for two days, sharing the **water** *[Pour water.]* of life with all the people there. It did not matter to Jesus that the people were different from Him. It didn’t matter that they were a different religion and were hated by the Jews. Jesus loves all the people in our world. Everyone is Jesus’ friend, no matter where they live or what they look like. He wants us to make new friends for Him, no matter how different they are from us.

Now let’s think about a drop of **water**. *[Pour water.]* There is something special about it. If you held it up to the sunlight, it would no longer be clear. It has all the colors of a rainbow—just like the prism. Rainbows are made by the sun shining through raindrops. When we let God’s light into our lives, we will enjoy all the different colors of people in our world. His **water** *[Pour water.]* of life is for all of us.

### Debriefing

Allow response time as you ask:

**Why didn’t the Jews like the Samaritans?** (The Samaritans had a different religion, they didn’t like Jews, etc.)

**Where were Jesus' disciples?** (They had gone into town to buy food.)

**Whom did Jesus ask for a drink?**

**What did the woman do after she had talked to Jesus?** (She ran back into town and told the people to come and listen to Jesus.)

**How long did Jesus stay in Sychar?** (two days) **What did the woman and the villagers learn?** (They learned that Jesus is everyone's friend.)

**How do you feel when you are with a person who is different from you in some way, or who speaks a different language? How can you be like Jesus when you are with them?** (Be friendly to them, accept them, help them in some way, become their friend, etc.) **We want to be like Jesus, so let's remember today's message:**



**JESUS IS EVERYONE'S FRIEND.**

### Memory Verse

Write today's memory verse on strips of paper and tape them around small drinking cups. Give each child one of the cups, filled with water. As they drink the water, say today's memory

#### You Need:

- small drinking cup for each child
- today's memory verse written on small strips of paper for each child
- tape

verse to them. Then have them read the verse off their cups together and then repeat it. Continue until all know the verse.

### Bible Study

Have the children look up the following texts to discover some of the different types of people that Jesus called friends:

Matthew 8:28 (demon-possessed)

Matthew 10:4b (Judas)

Matthew 11:19 (tax collectors)

Matthew 19:14 (children)

Luke 8:1, 2 (Mary Magdalene)

Luke 17:12 (lepers)

Luke 19:2-5 (Zacchaeus)

John 4:7-10 (the Samaritan woman)

#### You Need:

- Bibles

### Debriefing

Ask: **Were all these people well liked by others? Why do you think that all these different types of people dared to come to Jesus?** (Because He made them feel accepted; He loved them no matter who they were or what they did.) **How do you feel when you are with people who are different from you?** (OK; sometimes uncomfortable, etc.) **Why should we be friends with someone who is different from us?** (To help them find Jesus; to encourage them.) **Let's say today's message again:**



**JESUS IS EVERYONE'S FRIEND.**

### 3

## Applying the Lesson

### You Need:

- blindfold for each child

### Blind to Differences

Ask: **What are some things people consider when deciding who they want as a friend?** (Do they play fair, are they honest, have nice clothes and/or hair, share their toys, have money, get good grades, where they live, where they come from, etc.) **If we don't let those things bother us, we can be "blind" to those differences. Let's try a "blind" experiment.**

Blindfold the children, then form pairs (do not give names) and have the pairs talk to each other to guess who their partner is. Then have them try to remember what their partner is wearing, the color of their eyes, hair, clothes, etc. Start with something easy, then ask for more detail. Adults assist as needed

### Debriefing

Allow response time as you ask: **Was**

**it easy or hard to tell who you were talking to? How hard was it to remember what the other person looked like? Why? How did you like talking to someone you couldn't see?** (I'd rather see them too; it was OK; etc.) **What can we learn from this experiment?** (What we see shouldn't make any difference in how we treat people. It is important who we are on the inside, what we see on the outside isn't the most important thing, etc.)

**Is what you see in others important to you?** (Yes, no, sometimes, depends on circumstances.) **How do you want to look at people from now on?** (I want to remember that everyone is special, no matter what they look like or where they come from.) **Let's be like Jesus. Remember . . .**



**JESUS IS EVERYONE'S FRIEND.**

## 4

## Sharing the Lesson

### Supplies for Sharing Jesus

If you live in a part of the world that has a surplus of Church literature, tell the children that there are many Church members in other parts of the world who don't have enough supplies to help them learn more about Jesus. Send a note home with the following message:

*Dear Moms and Dads,*

*Our Primary Sabbath School class is gathering used Bible study guides, Primary Treasures, and other Church magazines to send to parts of the world that need them. If you have any of these items that you are willing to share, please send them with your child next Sabbath. Thank you very much!*

*The Primary Sabbath School Class*

### Debriefing

Say: **We will send the supplies you bring to \_\_\_\_\_.** Ask: **How are the**

**children in that place different from you?** (Accept answers.) **How do you feel when you help someone who has needs that you can supply?** (happy to help) **Why are we doing this activity?** (Because everyone should have the opportunity to learn more about Jesus, no matter where they live.) **And** (say together):



**JESUS IS EVERYONE'S FRIEND.**

**(Note to leader:** If you are able to exchange students' names with an SDA church or school in a different country, get parental permission for your children to have "pen pals" from a different culture. All the letters could be exchanged at one time by you and a person from the other country.)

### Closing

Pray together that everyone will make a new friend for Jesus in the coming week.

### You Need:

- information on places in the world that need used Church literature
- note to parents



## Living Water?

### References

John 4:1-42; *The Desire of Ages*, pp. 183–195

### Memory Verse

“Whoever drinks the water I give him will never thirst” (John 4:14, NIV).

### The Message

Jesus is everyone’s Friend.

*One morning Maria had a surprise at school. A new girl was sitting in the desk right next to hers. Maria’s teacher introduced the girls: “Maria, this is Pei Ling. She and her parents come from China.”*

*“Nice to meet you. Welcome to our class,” said Maria.*

*“Nice to meet you,” Pei Ling answered with a strong accent.*

*That night Maria asked Jesus to help her to be Pei Ling’s friend. It was good that Maria went to Jesus for help. Jesus knows how to be friends with everyone!*

One day Jesus and His disciples were walking through Samaria on their way to Galilee. The Jews and the Samaritans were bitter enemies. And they never spoke to one another. Samaritans were different. They had a different religion, and they had no use for Jews.

Outside the town of Sychar, Jesus sat down beside a well. He was tired, He was hungry, He was very thirsty. And He was alone—His disciples had gone to town to buy some food.



Usually this well, called Jacob’s well, was very busy. But as Jesus sat there, only one woman came to draw water. In the heat of the day, most Samaritans stayed inside.

“May I have a drink?” Jesus asked.

The woman looked around. *Was this Jew really speaking to her?* she thought. *Why would a Jew speak to a Samaritan? They never spoke to each other!*

“Why do you, a Jew, ask me for a drink?” she replied.

“If you asked Me for water,” Jesus answered, “I wouldn’t refuse you. I would give you living water, and you would never be thirsty again.”

The woman listened. Never be thirsty again? She forgot that she was not supposed to talk to a Jew. All she could think about was the water, pure and clear. She wanted this special water so she would never be thirsty again.

Then Jesus explained. The living water He spoke of was really eternal life, which we receive when we believe in Jesus and choose to follow Him.

The woman believed. And she wanted others to believe, to receive the living water Jesus promised. Quickly, she ran into town. “Come,” she invited others. “Hear a man who has a wonderful message.”

Jesus stayed in Sychar for two days, pouring the water of life for all the people there. It did not matter to Jesus that the people were different from Him. It didn’t matter that they were a different religion. It didn’t matter that they were hated by the Jews. Jesus loves all the people in our world. Everyone is Jesus’ friend, no matter where they live or what they look like. He wants us to make new friends for Him, no matter how different they are from us.

## Daily Activities

### Sabbath

- If possible, go with your family for a nature walk. What colors can you see? How many other different things can you see? Praise God in prayer for giving us so many different colors, plants, animals, rocks, etc.
- Read and discuss John 4:14 with your family.
- Sing together verse one of "As Water to the Thirsty" (*The SDA Hymnal*, No. 460).

### Sunday

- During family worship read John 4:1-15. Tell what you read in your own words; then draw a picture.
- Read John 4:13, 14 again. Remember this verse every time you take a drink of water this week. Thank God for water to drink.
- Write your memory verse using a different color for each word. Put it where you will see it all week.

### Monday

- Together with your family, read John 4:25, 26. Jesus took time to tell a woman who was not a Jew who He was. Have you told someone different from you about Jesus? Ask Jesus to help you do so.
- Cut up old magazines and newspapers. Cut out pictures of people who are different from you and stick them onto a sheet of paper. At the top write "Jesus is everyone's Friend."
- Say your memory verse without looking.
- Sing together "Jesus Loves Children" (*Sing for Joy*, No. 37) before prayer. Thank Jesus for His love.

### Tuesday

- Read John 4:27-30 with your family. What did the woman do to become a missionary? Ask a family member the meaning of *foreign*. How can you be a "foreign" missionary this week?
- Try to find out about the first Adventist missionary. Pray for missionaries serving God today.

- Say your memory verse; then sing "We Are His Hands" (*Sing for Joy*, No. 129).

### Wednesday

- During worship read and discuss John 4:39-42. What happened when Jesus served the "living water" to the Samaritans in Sychar?
- Use an empty, clean soda bottle and a balloon. Stretch the balloon so it will inflate easier. Put a teaspoon (5g) of baking soda and about one ounce (30 ml) of water into the soda bottle. Add juice from one lemon or two ounces (50 ml) of vinegar. Quickly attach the balloon to the top of the bottle. What happens?\*

### Thursday

- Who can have Jesus' "living water" or everlasting life? For the answer, sing "John 3:16" (*Sing for Joy*, No. 24). Below are some examples of "whosoever." These "problem people" were Jesus' friends. Find the verses and unscramble their names.

Luke 19:2	cahcaezus _____
Luke 8:2	ramy _____
Matthew 10:4	sajud _____
Luke 17:12	reelps _____

- Pray for someone who is a "problem" person.

### Friday

- Use cushions to create a "well." Hide a pitcher of cool water and some cups in the "well." Then pass out some salty snack foods. Tell your family this week's Bible story and ask them if they are getting thirsty. Give them a drink from your well.
- Read together Isaiah 55:1, first part, and Revelation 21:6. Ask Jesus to give your family some of His living water.
- Hold up your colorful memory verse poster. Ask your family to say your memory verse with you.

\*Adapted from Kathie Reimer, *1001 Ways to Help Your Child Walk With God* (Wheaton, IL: Tyndale House Publishers, Inc., 1994), pp. 86, 87)