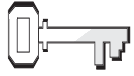


Favorite Son



References

Genesis 37; *Patriarchs and Prophets*, pp. 208–212



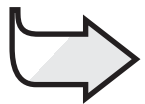
Memory Verse

“Love each other as I have loved you” (John 15:12, NIV).



Objectives

The children will:
Know that God wants all members of a Christian community to love one another.
Feel a desire to genuinely love those around them.
Respond by asking God for help in being patient, understanding, and loving with others.



The Message

God helps me love my Christian family.

Monthly Theme

We learn Christian values.

The Bible Lesson at a Glance

Jacob loves Joseph more than all his other sons. So Joseph’s brothers hate him. Joseph shares his dreams with his family. They accuse him of thinking he will rule over them. One day Jacob sends Joseph to check on his brothers, who are tending sheep away from home. The brothers plot to kill him, but Reuben urges them to throw Joseph into a dry well instead. Later they sell him to a caravan of Midianite traders on their way to Egypt. They sprinkle goat blood on Joseph’s beautiful coat to convince their father that he is dead.

This is a lesson about community.

Bad feelings toward others hurt or destroy relationships—at home, school, or church. One major evidence of a Christian community is that the members genuinely love one another (see John 13:35).

Teacher Enrichment

“The results of polygamy were manifest in the household [of Jacob]. . . . The jealousy of the several mothers had embittered the family relation, the children had grown up contentious and impatient of control. . . .

“There was one, however, of a widely different character—the elder son of Rachel, Joseph, whose rare personal beauty seemed but to reflect an inward beauty of mind and heart. . . . He listened to his father’s instructions, and loved to obey God. . . . His mother being dead, his affections clung the more closely to the father, and Jacob’s heart was bound up in this child of his old age” (*Patriarchs and Prophets*, pp. 208, 209).

Room Decorations

Bulletin board ideas include: (1) under the caption “Love One Another,” place pictures or felts of families doing things together; (2) display felt scenes of Joseph’s life; (3) under the caption “Forgiven to Forgive,” place a large illustration of Joseph’s coat (see Readiness B); color the stripes and write the memory verse in bold letters. Make some large pyramid shapes from brown butcher paper and fasten them to one wall. Add two or three “palm” plants and a few stones to create a desert scene.

Program Overview

Lesson Section	Minutes	Activities	Materials Needed
Welcome	ongoing	Greet students at door; hear pleased/troubled	none
1 Readiness Options	up to 10	A. <i>Say It!</i> B. <i>Jealousy Coat</i>	multicolored heart cutout for every two children, Bibles 1 1/2" x 8" (4 x 20 cm) strips of paper in several colors, glue, pens, scissors, Joseph's coat pattern for each child (see page 142), Bibles
Any Time Prayer and Praise*	up to 10	Fellowship Songbook Mission Offering Prayer	none <i>Sing for Joy</i> <i>Children's Mission</i> offering device paper hearts, pens, pencils, cellophane tape
2 Bible Lesson	up to 20	Experiencing the Story Memory Verse Bible Study	well from Lesson 3, large sheaf of grain (or picture), large sun, moon, stars, names of the ten older brothers printed on individual cards, Bible-times costumes (including Joseph's coat), shepherds' rods or walking sticks large piece of multicolored cloth or a colorful sweater, memory verse on paper Bibles
3 Applying the Lesson	up to 15	A. <i>Think and Pray</i> B. <i>What Would You Do?</i>	none Bible
4 Sharing the Lesson	up to 15	<i>Chain of Love</i>	1 1/2" x 5" (4 x 13 cm) strips of several colors of paper, markers, glue or stapler

*Prayer and Praise may be used at any time during the program.

TEACHING THE LESSON

Welcome

Welcome students at the door. Ask how their week has been—what they are pleased/troubled about. Encourage them to share any experiences from last week's lesson study. Have them begin the readiness activity of your choice.

1

Readiness Activities

Select the activity most appropriate for your situation.

You Need:

- multicolored heart cutout for every two children
- Bibles

A. Say It!

Cut each heart down the middle in a zigzag that is different from the other hearts. Mix up the pieces. Give each child a half. The children are to find the one child who holds the match to their half and say, "God loves you."

Debriefing

Ask: **How do you feel when someone tells you that God loves you?** Accept answers. **How do you think they feel? When you tell someone that God loves them, you are showing that you love them too. Let's find and read our memory verse, John 15:12.** Read aloud together. Ask: **How can I really love others?** (by asking God to help me) **Brothers in today's Bible lesson needed God to help them love one another. Today's message says:**



GOD HELPS ME LOVE MY CHRISTIAN FAMILY.

Say that with me.

You Need:

- 1 1/2" x 8" (4 x 20 cm) strips of paper in several colors
- glue
- pens
- scissors
- Joseph's coat pattern for each child (see page 142)
- Bibles

B. Jealousy Coat

Have children cut out their Joseph's coat drawing (see page 142) and glue the colored paper strips on it. Then, turn the coat over and trim around the pattern edges, creating a coat of many colors. The children should write one word on each color of the coat representing something of which they are or have been jealous of. Examples may include: toys, clothes, houses, school grades, hair or eye color, etc.

Debriefing

Ask: **How many of you have felt jealous of someone? Why?** (We want what they have or do.) **Some brothers in today's story needed to learn to love each other. Our memory verse says, "Love each other as I have loved you" (John 15:12, NIV). God wants us to love one another in the same way that He loves us. Is it hard to love someone of whom you are jealous? (yes) God can take the jealous feelings away. He will help you love your family if you ask Him. Today's message tells us:**



GOD HELPS ME LOVE MY CHRISTIAN FAMILY.

Say that with me.

Prayer and Praise



Fellowship

Report the students' joys and sorrows (pleased and troubled) as reported to you at the door (as appropriate). Allow time for sharing experiences from last week's lesson study and review the memory verse. Acknowledge any birthdays, special events, or achievements. Give a special, warm greeting to all visitors.



Suggested Songs

- "A Happy Home" (*Sing for Joy*, No. 136)
- "God Bless Families" (*Sing for Joy*, No. 138)
- "The Family of God" (*Sing for Joy*, No. 139)
- "Blest Be the Tie That Binds" (*Sing for Joy*, No. 140)



Mission

Share a story from *Children's Mission*.



Offering

Say: **Bringing our offering is one way we show love to our Christian family.**



Prayer

Give the children each a paper heart. Say: **Praying for your Christian family is one way to show that you love them. On your heart write or draw one need or problem of someone in our church.**

Use cellophane tape to connect the hearts into a chain. Pray for all the needs. Display the chain where all can see.

You Need:

- paper hearts
- pens, pencils
- cellophane tape

Bible Lesson

You Need:

- well from Lesson 3
- large sheaf of grain (or picture)
- large sun, moon, stars
- names of Joseph's ten older brothers printed on individual cards
- Bible-times costumes (including something to represent Joseph's coat)
- shepherds' rods or walking sticks

Experiencing the Story

Characters: Joseph, Reuben and nine older brothers (adjust according to your class size), traders

Props: large sheaf of grain (or picture), large sun, moon, stars, well from Lesson 3, Bible-times costumes (including Joseph's coat), shepherds' rods or walking sticks

With cards upside down, let the children choose a name of one of Joseph's ten older brothers, role playing each brother's actions during the story. As you tell the story, use the props. Put Joseph in the well at the appropriate time.

Read or tell the story.

Joseph had 11 brothers—ten older and one younger. The older brothers did not like him. *[Joseph stands alone. Those with the ten brothers' cards stand together, frown, and act as if they are shunning Joseph.]* They left him out of the games they played. They didn't take him with them when they went somewhere. They didn't want to be around him. Joseph was father Jacob's favorite son. Their father always gave him the biggest presents. When father Jacob made Joseph a colorful new coat, all the brothers were very jealous. They didn't think Joseph deserved nicer things than they got.

Joseph's brothers also thought he was proud, which made them even angrier. *[Ten brothers continue to frown and shun Joseph.]* Once Joseph dreamed that he and his brothers had been cutting grain and tying them into sheaves. *[Show sheaf or picture of sheaves.]* Suddenly all of his brothers' sheaves bowed toward his.

[Show large sun, moon, and stars.]

Another time he dreamed that the sun, moon, and 11 stars had bowed down to him. His father asked, "Does this mean you will even rule over your mother and father some day?"

Once Jacob's older sons took their father's sheep far away from home to find good pasture. *[Ten brothers walk away holding shepherds' sticks.]* They enjoyed being out on their own with no little brother annoying them. But one day Jacob asked Joseph to find them and check on them. *[Joseph walks toward brothers, wearing his "coat.]"* Joseph, wearing his bright new coat, went in search of his brothers. They saw him coming.

[Ten brothers frown and show their fists.] "Here comes the dreamer!" they said. "Let's kill him." They were all alone with the sheep. No one would know what they had done.

[Reuben frowns and shakes his head to say "No!]" The oldest brother, Reuben, disagreed. Rather than killing Joseph, he told his brothers to throw him into a dry well—a deep hole in the ground for storing water. Joseph wouldn't be able to get out. After the brothers had scared Joseph by leaving him alone in the well, Reuben secretly planned to take Joseph back to their father. He didn't want to kill him.

When Joseph arrived, what a shock was waiting! His brothers didn't welcome him. They grabbed him and threw him into the well. *[Ten brothers take Joseph, remove his coat, and put him in the "well.]"* Then Reuben left for a while. *[Reuben goes to the other side of the room.]*

Later, when a caravan of traders passed by, the other nine brothers sold Joseph as a slave. *[Nine brothers take Joseph out of "well" and act as if they are selling him to the traders.]* Then they killed a goat and soaked Joseph's beautiful

coat in blood so they could convince their father that he had been killed by a wild animal. *[Reuben returns and brothers pretend to dip coat in blood.]*

Joseph was on his way to Egypt, far away from his father and his lovely coat. Joseph's father and his coat were left far behind. *[Joseph looks sad, stands with head down. Traders take his arms and "force" him to walk away.]*

Jesus asks us to love our enemies—and our brothers and sisters. He says this for a reason. Our families fall apart when we don't love one another. Jesus doesn't want His family—the church—to fall apart. He will help us to love our home and church family.

Debriefing

Ask: **How did Joseph's older brothers' bad actions make you feel?**

(unhappy with them; sorry for Joseph)

Have you ever been jealous of someone? (Accept answers.)

What did you learn from today's story? (Families need love to be happy. It is natural for people to be jealous and unloving. We need God's help to be loving, etc.)

How do you want to treat your home and church family? (I want to be loving to them—and not jealous, etc.)

Can you be loving on your own? (no) **Who will help you to love others?**

Let's answer with today's message:



GOD HELPS ME LOVE MY CHRISTIAN FAMILY.

Memory Verse

Write the words of the memory verse on paper large enough for all to see and attach it to the inside of the multicolored material or sweater (Joseph's coat). Open the coat and display the verse, having the children repeat it with you several times. Close the coat and try to say it from memory. Repeat this exercise until the children know the verse.

The memory verse is: **"Love each other as I have loved you" (John 15:12, NIV).**

Bible Study

Help the children find Genesis 37 and read some ways that Joseph's older brothers did not show love (verses 4, 5, 8, 11, 17-20, 23, 24, 27, 28, 31, 32).

Choose children to read at least some of these verses. Discuss the verses briefly as necessary.

Debriefing

Ask: **How do you think you would feel if you were one of Joseph's older brothers?** (unhappy, mean, etc.) **If you were Joseph?**

What can we do to show love to others around us? (share, speak kindly, be happy when they get something good, etc.)

Who helps us to be loving? (God) **Let's read 1 John 4:8.** Have a child read the verse aloud. **Let's say today's message again:**



GOD HELPS ME LOVE MY CHRISTIAN FAMILY.

You Need:

- large piece of multicolored cloth or colorful sweater
- words of memory verse on paper

You Need:

- Bibles

3

Applying the Lesson

A. Think and Pray

Say: **Think of one thing that makes you jealous toward a certain person in your Christian family.** (Give the children some time to think privately.) **Now ask God to take that jealousy away.** (Ask the children each to pray a silent prayer.)

Now think of another thing that makes you jealous about someone else. (Give the children more time to think.) **Ask God to take that jealousy away too.** (Allow time for silent prayer.)

Read John 13:34, 35 together. (Appoint a child to read out loud.) Discuss

the text as needed. Then say: **Let's pray this prayer together out loud: "Lord, help me to love my Christian family as You have loved me, so that others will know that I am truly in Your family. Amen."**

Debriefing

Ask: **How do you feel after thinking about your own life?** (I don't always feel like loving others.) **How did you feel after you prayed?** (I believe God will love others through me. He can make me loving.) **Each day let's remember that**



GOD HELPS ME LOVE MY CHRISTIAN FAMILY.

You Need:

- Bible

B. What Would You Do?

Prepare in advance a list of situations that a primary child would encounter. Some examples:

- Mom tells you to go to bed.
- A friend calls you a name.
- Someone criticizes you in a joking way.
- Sister/brother ruins something of yours.
- Sabbath School friend takes your favorite seat.
- Someone uses your things without asking.

Have the children, in small groups, role play the wrong way and then the right way to respond in these situations.

All children should participate and be given positive feedback and appreciation for all responses, such as, "I can tell you are thinking," or "Would you like to know some other ways that might work?"

Debriefing

Say: **Are people always nice to us? (no) Sometimes people say or do things that hurt us. Sometimes it is hard to love others, even people who are close to us. But Jesus asks us to in His strength. Let's remember our memory verse, John 15:12.** Read or say it aloud together. **We are learning that:**



GOD HELPS ME LOVE MY CHRISTIAN FAMILY.

4

Sharing the Lesson

Chain of Love

Ask: **What are some ways that we can show love to our Christian family in the coming week?** (give flowers to a sick church member; help someone clean their yard; take home-baked cookies to someone; be happy, not jealous, when something good happens to someone; speak kind words; etc.)

On strips of colored paper have children write or draw ways that they will show love to their Christian family in the coming week. On an equal number of slips have them write the names of those to whom they will show it. Glue or staple the strips together to create a "Chain of Love" to take home and hang in their rooms as a reminder.

Debriefing

Ask the children to share with the class some of the ways to show love that they wrote on their strips. **What day next week do you plan to do what you wrote on your chain?** (Accept responses.) **Who will help you want to love your Christian family?**



GOD HELPS ME LOVE MY CHRISTIAN FAMILY.

Closing

Pray that God will help every class member love their Christian family, and that He will take away unkind feelings that they may have.

You Need:

- 1 1/2" x 5" (4 x 13 cm) strips of colored paper
- markers
- glue or stapler

Favorite Son

References

Genesis 37;
Patriarchs and
Prophets, pp.
208–212

Memory Verse

“Love each other
as I have loved
you” (John 15:12,
NIV).

The Message

God helps
me love my
Christian family.

Is there anything that you really wish you had? Have you ever wanted it so badly that it made you angry because someone else had it and you didn't?

Ten boys wanted what their brother had. They were so jealous of him that they planned something terrible.

Joseph had 11 brothers—ten older and one younger. The older brothers did not like him. They left him out of the games they played. They didn't take him with them when they went somewhere. They didn't want to be around him.

Joseph was father Jacob's favorite son. Their father always gave him the best presents. When father Jacob made Joseph a colorful new coat, all the brothers were jealous. They didn't think Joseph deserved nicer things than they got.

Joseph's brothers also thought he was proud, which made them even angrier. Once God gave Joseph a dream that he and his brothers had been cutting stalks of grain and tying them into sheaves. Suddenly all of his brothers' sheaves bowed toward his.

Another time he dreamed that the sun, moon, and 11 stars had bowed down to him. His father asked, “Does this mean you will even rule over your mother and me some day?”

Jacob's older sons often took their

father's sheep far away from home to find good pasture. They enjoyed being out on their own with no little brother to annoy them. But one day Jacob asked Joseph to find them and see how they were. Joseph, wearing his bright new coat, went in search of his brothers. They saw him coming.

“Here comes the dreamer!” they said. “Let's kill him.” They were all alone with the sheep. No one would know what they had done.

The oldest brother, Reuben, disagreed. “Don't kill him,” he argued. “Let's throw him into a dry well.” (A dry well was a deep hole in the ground for storing water.) Reuben knew that Joseph

wouldn't be able to get out. The brothers could scare Joseph by leaving him in the well.

Reuben didn't want to kill Joseph. He secretly planned to take Joseph out of the well

later. Then he would take him back to their father.


When Joseph arrived, what a shock was waiting! His brothers didn't welcome him.

They grabbed him and threw him into the well! Then Reuben left for a while.

Before Reuben returned, a caravan of traders passed by, and the nine brothers sold Joseph to them. He would become their slave.

When Reuben returned, he was shocked to hear what his brothers had done to Joseph. “What shall we tell our father?” he cried.

“We'll tell him that Joseph is dead,” the brothers replied. Then they killed a goat



and soaked Joseph's beautiful coat in its blood. They would tell their father that Joseph had been killed by a wild animal.

Joseph was on his way to Egypt. He would be far away from his father, his brothers, and his lovely coat. What would become of him?

Jesus asks us to love our brothers and sisters. He says this for a reason. Our families fall apart when we don't love one another. Jesus doesn't want His family—the church—to fall apart. He will help you love your home and church family. Ask Him to help you be loving.

Daily Activities

Sabbath

- Hang your "Chain of Love" at home to remind you to show love to your family this week. (If you were not in Sabbath School, cut some narrow strips of paper. Write on each the name of someone in your family and how you can show love to them. Glue the ends together to make a chain.)
- Go for a Sabbath walk with family or church members to enjoy each other's company. During your time together read today's lesson story.
- Read John 15:12 and tell what it means. Thank God for people who love you.

Sunday

- During family worship, read and discuss Genesis 37:1-11.
- Make an "I Love You!" coupon for every family member. On each write one special thing you will do for that person this week. ("I want to love you by _____.") Hide the coupons and let your family find them.
- Pray for each family member today.

Monday

- Together with your family, read and discuss Genesis 37:12-22. How do you feel about how the brothers treated Joseph? About Reuben?
- Start a *Story of Joseph* picture book. Add to it each week through Lesson 13. For today, draw some scenes from Genesis 37:1-22. Add words that show what some of the characters said. Number the pages.
- Say your memory verse. Who is the "I" in the verse? Ask Jesus to help you love each one in your family.

Tuesday

- Read and discuss Genesis 37:23-27 for family

worship. Draw some scenes from these verses for your *Story of Joseph* book.

- Pray for each person in your family by name. Show extra kindness to one of them today.
- Sing "A Happy Home" (*Sing for Joy*, No. 136).

Wednesday

- Read and discuss Genesis 37:28-30 with your family. Draw more scenes for your *Story of Joseph* book.
- With your parents' help, draw a family tree.
- Have you done what you wrote on your "Chain of Love"? If not, do something today. Also, pray for each person by name.
- Say your memory verse without help.

Thursday

- For worship, read and discuss Genesis 37:31-36. What did Joseph's brothers' jealousy finally lead them to do? Add more scenes to your *Story of Joseph* book.
- Other Bible stories tell about jealous people. Draw lines to match the jealous pairs below. Tell a little about each story.

Jacob	Hagar
Sarah	Esau
Cain	Leah
Rachel	Abel

- Pray for people who may be jealous of you or someone you know.

Friday

- For worship, tell the lesson story as you show pictures from your *Story of Joseph* book.
- Tell your family members what you like most about each one. Make right any unloving acts from this past week. Then read Ephesians 4:31, 32.
- Sing songs about showing love to others. Say your memory verse together before prayer.
- Thank God for a loving family.