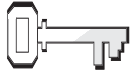


Don't Let Go!



References

Genesis 39; *Patriarchs and Prophets*, pp. 213–218



Memory Verse

“ ‘Hold on to what you have, so that no one will take your crown’ ” (Revelation 3:11, NIV).

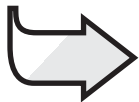


Objectives

The children will:
Know that their Christian family is God's channel to prepare them to live for Him.

Feel an appreciation for the lessons about God learned in their Christian family.

Respond by giving themselves fully to the God they are learning to love and serve.



The Message

My Christian family prepares me to live for Jesus.

Monthly Theme

We learn Christian values.

The Bible Lesson at a Glance

Joseph is taken to Egypt and sold to Potiphar who puts Joseph in charge of his household. Potiphar's wife tempts Joseph to do wrong. Joseph always refuses. One day when he is trying to get away, she grabs his cloak and keeps it. Then she lies about Joseph, saying that he tried to attack her. As a result of her lies, Potiphar puts Joseph in prison.

This is a lesson about community.

Like Joseph, after learning about God in our Christian community, we must accept Him daily with our whole heart. He will then give us power always to say no to Satan.

Teacher Enrichment

“Accustomed to the tenderness of his father's care, he [Joseph] felt that he was unprepared to cope with the difficulties before him, in the bitter, uncared-for life of a stranger and a slave.

“Then his thoughts turned to his father's God. In his childhood he had been taught to love and fear Him. Often in his father's tent he had listened to the story of the vision that Jacob saw as he fled from his home an exile and a fugitive. He had been told of the Lord's promises to Jacob, and how they had been fulfilled—how, in the hour of need, the angels of God had come to instruct, comfort, and protect him. And he had learned of the love of God in providing for men a Redeemer. Now all these precious lessons came vividly before him. Joseph believed that the God of his fathers would be his God. He then and there gave himself fully to the Lord, and he prayed that the Keeper of Israel would be with him in the land of his exile” (*Patriarchs and Prophets*, pp. 213, 214).

Room Decorations

See Lesson 9.

Program Overview

Lesson Section	Minutes	Activities	Materials Needed
Welcome	ongoing	Greet students at door; hear pleased/troubled	cardboard or brown paper, Egyptian costume and headdress, pillows (optional)
1 Readiness Options	up to 10	A. <i>Not the Whole Truth</i> B. <i>Simon Says</i>	double-sided page with a different color on each side, Bibles
Any Time Prayer and Praise*	up to 10	Fellowship Songbook Mission Offering Prayer	none <i>Sing for Joy</i> <i>Children's Mission</i> offering device none
2 Bible Lesson	up to 20	Experiencing the Story Memory Verse Bible Study	map of Egypt and Canaan (see p. 107), background to represent Potiphar's house, corner to represent prison cell, Bible-times costume (including headdress), adult "Joseph" memory verse written for all to see, ball of yarn Bibles
3 Applying the Lesson	up to 15	<i>Power to Say No</i>	small container of water, food coloring, approximately 1/2 cup (100 ml) of bleach
4 Sharing the Lesson	up to 15	<i>Get It Together!</i>	strips of colored paper, card stock or cardboard or small ceramic tiles, strong glue, 9" x 9" thin board or cardboard

*Prayer and Praise may be used at any time during the program.

TEACHING THE LESSON

You Need:

- cardboard or brown paper
- Egyptian costume and headdress
- pillows (optional)

Welcome

Prepare in advance: Make a giant triangle to frame your doorway and look like a pyramid. As the children arrive, greet them in an Egyptian costume and headdress. Say: **Welcome to Egypt.** (Optional: Have pillows for them to sit on instead of chairs.)

Ask the students how their week has been—what they are pleased/troubled about. Encourage them to share any experiences from last week's lesson study. Have them begin the readiness activity of your choice.



Readiness Activities

Select the activity most appropriate for your situation.

You Need:

- double-sided page with a different color on each side
- Bibles

A. Not the Whole Truth

Seat the children facing each other in two lines. Bring the paper into view with one color showing toward one line of children and the other color showing toward the other line. Ask: **What color do you see?**

Debriefing

Ask: **Why didn't everybody agree on the color of the paper?** (Because some saw one color and others saw another.) **Why couldn't you see the other color?** (Because of where I was sitting.) **How did that make you feel?** (They might be wrong. I want to see for myself.)

Say: **Sometimes we can't see the whole picture. Often things are not what they seem. Let's find and read Revelation 3:11.** Read aloud together. **No matter what things seem like, we must hold on to Jesus by remembering all we learn about Him. How? Today's message tells us:**



MY CHRISTIAN FAMILY PREPARES ME TO LIVE FOR JESUS.

Say that with me.

You Need:

- Bibles

B. Simon Says

Two adults should lead the children in a game of Simon Says. Instruct the children, however, to follow only one specific leader. The other is to be ignored no matter what he or she does. Play until someone makes a mistake and follows the "other leader."

Debriefing

Ask: **What was it like to hear two voices?** (confusing) **How did you follow the voice you were supposed to?** (I tuned the other one out.) **What got in the way?** (Something blocked my view; I was closer to the wrong one.) **Let's find and read Revelation 3:11.** Read aloud together. **It is sometimes hard to do what would honor Jesus, especially when others around us are not. What helps us to do that?** (what we learn in Sabbath School, what parents teach us, what we read in the Bible) **Today's message tells us:**



MY CHRISTIAN FAMILY PREPARES ME TO LIVE FOR JESUS.

Say that with me.

Prayer and Praise

Any
Time



Fellowship

Report the students' joys and sorrows (pleased and troubled) as reported to you at the door (as appropriate). Allow time for sharing experiences from last week's lesson study and review the memory verse. Acknowledge any birthdays, special events, or achievements. Give a special, warm greeting to all visitors.



Suggested Songs

"God Bless Families" (*Sing for Joy*, No. 138)

"The Family of God" (*Sing for Joy*, No. 139)

"I Have Decided to Follow Jesus" (*Sing for Joy*, No. 119)

"God Is So Good" (*Sing for Joy*, No. 13)



Mission

Share a story from *Children's Mission*. Ask: **What did you learn about God's family from today's mission story?** Point out an occasion in which someone stood for right when it was hard to do so.



Offering

Say: **We can live for Jesus by helping our Christian family around the world when we give our offerings.**

You Need:
• offering device



Prayer

Have a "popcorn prayer." Tell the children to pray short sentences from anywhere in the room (like popcorn popping). They can thank God for lessons that they have learned from their Christian family, or for the strength He gives to help them live for Him.

Bible Lesson

You Need:

- map of Egypt and Canaan (see page 107)
- background to represent Potiphar's house
- corner to represent prison cell
- Bible-times costume and Egyptian headdress
- adult "Joseph"

Experiencing the Story

An adult dressed as Joseph tells the story.

"Joseph" reads or tells the story.

Hello, boys and girls. I am Joseph. *[Adult representing Joseph wears Bible-times costume.]* Let me show you where I came from and where I am now. *[Joseph shows map. Explains that he is 200 to 300 miles from home.]* When I was sold by my brothers, I was tempted to give up on God. I wondered how God could have let me become a slave, and be taken so far from home. Then my thoughts turned to what my father had taught me about God. He had told me that God always keeps His promises and is very loving. I decided to give myself fully to my father's God. *[Joseph bows his head in prayer.]* I prayed that He would be with me in this strange, scary place called Egypt. And He was. *[Joseph puts on Egyptian headdress.]*

God was with me, and He blessed me wherever I went. When I was sold to a man named Potiphar, God blessed Potiphar too! *[Joseph stands in "Potiphar's house."]*

God continued to bless me and my work. As a result, many people liked me. Soon Potiphar gave me responsibility for his entire house.

Potiphar's wife noticed what a good job I did. She seemed to like how I looked too. Satan used her to tempt me.

One day Potiphar's wife asked me to do something that I knew was wrong. I loved God so much and didn't want to make Him sad. I gave her a great big NO!

Actually, I said more than that. I said, "How can I sin against God?" I knew that doing what she wanted me to would be

sinful, and would hurt God and make Him sad.

But Potiphar's wife didn't give up. Every day she asked me to come to her, and each day I said, "NO!" When she realized I wasn't going to do what she wanted me to do, she decided to get me in trouble.

"I want to be alone with you," she told me.

Again I said, "NO!" I decided to get out of there fast. *[Joseph leaves "Potiphar's house" in a hurry.]* As I turned to go, she grabbed my coat and pulled it off.

"Help!" she called to the other servants. "Joseph tried to attack me!"

It wasn't true. I had been faithful to God and loyal to my master, Potiphar. But Potiphar's wife showed him my coat. She told him that I had attacked her and left my coat behind. Potiphar was not happy, so I was put in prison. *[Joseph stands in "prison."]*

It was bad enough to be sold as a slave. Now this! I lost my job even though I chose not to sin against God or against Potiphar. I was put in prison even though I had done nothing wrong. It hasn't been easy. Even though I am in prison, I know that God is still with me. And He will continue to bless me. I'm sure my story isn't over yet. I must wait and trust God.

God wants to be with you too. He will be if you ask Him. When He is with you, He helps you say "No" to Satan and his temptations. I learned this when I was home with my family. I never forgot it. Always remember what you have learned about God. Knowing Him better will make you strong. And you don't have to worry about what will happen to you.

Debriefing

Encourage the children to ask

“Joseph” questions about his experience. Then ask: **Who taught Joseph about God?** (his father) **Who was Joseph’s master?** (Potiphar) **Who told lies about Joseph?** (Potiphar’s wife) **Where did Potiphar send Joseph?** (to prison)

How did Joseph have the strength, courage, and desire to trust God no matter what happened to him? Guide responses to the fact that God gave him those things when Joseph decided to stay close to Him. **How did he first learn that God could give him these things?** (in his home, from his father’s stories)

What caused Joseph to say no to Satan’s temptation and to live for God in everything He did? (He trusted God. He gave himself to God. He remembered His home.)

How does our memory verse remind us of what Joseph did? Read Revelation 3:11 together. (He held on to His faith. He remembered what he had learned at home.) **What does this memory verse mean to you?** (I can trust and live for God at home and at church, and continue when I am older and far away.) **Let’s say today’s message again:**



MY CHRISTIAN FAMILY PREPARES ME TO LIVE FOR JESUS.

Memory Verse

Say: **We just read our memory verse and talked about what it would mean in our lives. Now, let’s practice saying it.**

Have the children sit in a small circle. One child holds a ball of yarn and says the first word of the memory verse. Holding tightly to the end of the yarn, that child tosses the ball of yarn to another child, allowing the yarn ball to unwind. The child who catches it says the next

You Need:

- memory verse for all to see
- ball of yarn

word of the memory verse. Again, that child holds on to the unwinding yarn and tosses the ball to another child. Continue until the entire verse has been said. The yarn should look like a nest, with a criss-cross design. Remind the children to “hold on to what [they] have’ ” (Revelation 3:11, NIV). Before playing again, rewind the yarn. Repeat until all know the verse.

Bible Study

Write the following two headings for all to see: “Stood Firm” and “Fell.”

Say: **We are going to read some Bible verses about people who faced temptation. Some stood firm and others fell.**

Help the children find and read the verses below. After reading each set of verses, ask the children under which heading you should write the name and why they belong there.

Genesis 6:9, 11, 22	(Noah)
Genesis 39:1-9	(Joseph)
Joshua 7:20-22	(Achan)
Judges 14:1-3	(Samson)
Ruth 1:15, 16	(Ruth)
Job 2:3	(Job)
Daniel 6:5	(Daniel)

Debriefing

Say: **How do you feel when tempted to do something wrong?** (sometimes interested, sometimes scared, etc.)

How can you prepare yourself to stand firm when Satan tempts you? (Learn to really love God in my Christian family [home, church, and Christian school] and ask Him to help me wherever I am.) **Let’s say our message:**



MY CHRISTIAN FAMILY PREPARES ME TO LIVE FOR JESUS.

You Need:

- Bibles

3

Applying the Lesson

You Need:

- small container of water
- food coloring
- approximately $\frac{1}{2}$ cup (100 ml) of bleach

Power to Say No

Explain to the children: **One small sin** (add a drop of food coloring to the water) **doesn't always seem to make a difference. It might even seem that a few wrong choices don't really matter** (add a few more drops). **But as you can see when we continue to do the wrong thing, it starts to show and will change our lives.**

Say: **Joseph knew that acting on Satan's temptations would ruin his life. He also knew that living for Jesus means saying no to Satan through Jesus' power.**

Debriefing

Ask: **What if you have already said Yes to Satan, and he has caused you to do something that dishonors Jesus? The best news of all is if we have made a wrong choice, Jesus promises to forgive us and make us clean when we ask.** (Add the bleach to the colored water.) **How does that make you feel?** (Accept answers.)

Holding on to Jesus and living for Him will help you to say No to Satan. Ask your Christian family to pray for you. There is power in prayer. What are we going to remember?



MY CHRISTIAN FAMILY PREPARES ME TO LIVE FOR JESUS.

4

Sharing the Lesson

You Need:

- long narrow strips of colored paper for weaving
- card stock or cardboard or
- small ceramic tiles
- strong glue
- 9" x 9" (23 x 23 cm) thin board or cardboard

Get It Together!

Have the children weave a paper place mat, or put the small tiles together to make a mosaic hot pad. Tell the children to give it to someone in their Christian family this week.

Debriefing

Say: **The place mat (or hot pad) that you are making is useful for protection. How does the place mat (or hot pad) protect against something?** (place mat protects a dinner table from spilled food; hot pad protects a table top from hot pans and dishes)

The place mat (or hot pad) cannot help you unless all its pieces are put together. One place mat strip (or hot pad tile) will not protect. They have to

work together. When we team up with Jesus and His family, we will have protection against Satan's temptations. Jesus often works through His family to help prepare us to live for Him. How? (Families pray for us; they teach us about God and the Bible; they show us how to live by their personal example; etc.)

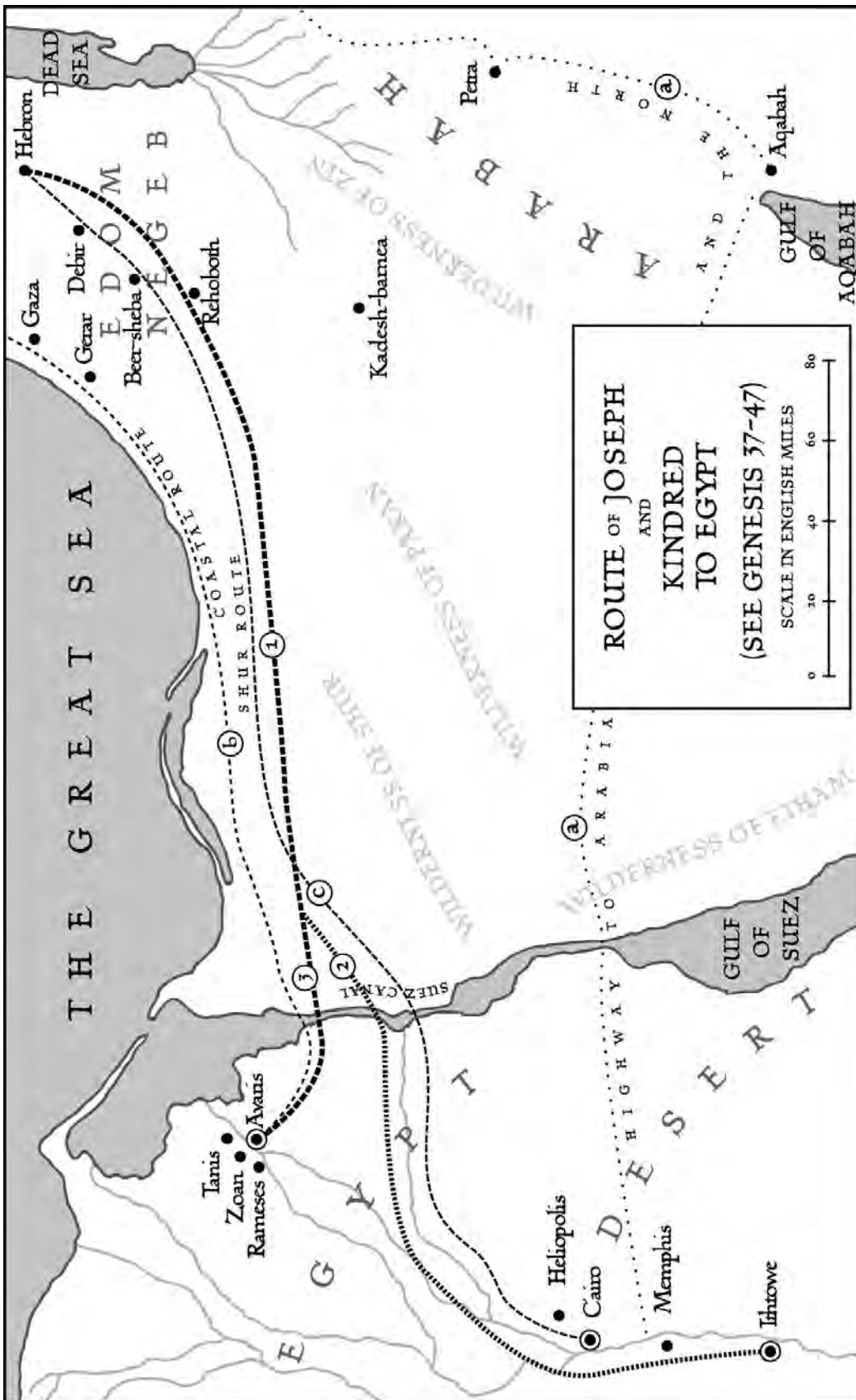
This week give your place mat (or hot pad) to someone in your Christian family and thank them for helping you learn to live for Jesus. Let's say our message:



MY CHRISTIAN FAMILY PREPARES ME TO LIVE FOR JESUS.

Closing

Ask for volunteers to thank God for their Christian family and the support that they give in resisting Satan.



Don't Let Go!

References

Genesis 39;
Patriarchs and
Prophets,
pp. 213–218

Memory Verse

“Hold on to what
you have, so that
no one will take
your crown”
(Revelation 3:11,
NIV).

The Message

My Christian family
prepares me to
live for Jesus.

Can you remember the last time someone wanted you to do something that you knew was wrong? What did you do? Did you remember what you had been taught at home or at church about living for Jesus? Did that help you make the right choice?

Joseph remembered that his family's God was with him and would help him. Let's read about it.

When Joseph was sold by his brothers, he might have been tempted to give up on God. He might have thought that God should not have let him be sent far away. But then his thoughts turned to his home, and what his father had taught him about God. He had told Joseph that God always keeps His promises. Joseph decided to give himself fully to his father's God. In return, God blessed him.

The Bible says, “The Lord was with Joseph” (Genesis 39:2). When Joseph was sold to a man named Potiphar, God was with him and blessed Potiphar too!

Soon Potiphar gave Joseph responsibility for his entire house. God blessed Joseph, and many people liked him.

Potiphar's wife noticed what a good job Joseph did. She also saw that he was very handsome. Satan used her to tempt Joseph.

One day Potiphar's wife asked Joseph to do something he knew was wrong. Since Joseph was so close to God, he said, “No!” Actually, he said more than that. He said, “How can I sin against God?” Joseph knew that doing what this woman asked him to would be wrong. And it would be a sin, and would make God sad.

But Potiphar's wife didn't give up. Every day she asked Joseph to come to her. And each day he refused.

When she realized Joseph wasn't going to do what she wanted, she decided to get Joseph into trouble.

“I want to be alone with you,” she told Joseph.

Again Joseph said, “No.” As he turned to go, she grabbed his coat, pulling it off.


“Help!” she called to the other servants. “Joseph tried to attack me!”

It wasn't true. Joseph had been faithful to God and loyal to his master, Potiphar. But Potiphar's wife showed him Joseph's coat. She told him that Joseph had attacked her and left his coat behind. So Potiphar sent Joseph to prison.

Poor Joseph! He had lost his job even though he had done nothing wrong. Yet, even though Joseph was in prison, he knew that God was still with him. He believed that God would continue to bless him.

God wants to be with you, too. When He is with you, it is much easier to live for Jesus. It is easier to say “No” to Satan.

Joseph learned this when he was at home with his family. He never forgot it. Always remember what you have learned about God in your Christian family. Knowing Him better will make you strong. And you don't have to worry about what will happen to you.



Daily Activities

Sabbath

- Take a Sabbath walk with your family. Look for animal, bird, and insect homes. How do their homes protect them from enemies? How does your home protect you from our enemy, Satan?
- Read 1 Peter 5:8, 9. Read today's lesson story about Joseph. How did Joseph's home help to protect him from Satan?
- Read Revelation 3:11 and tell what it means to you. Thank Jesus for your home

Sunday

- During family worship, read and discuss Genesis 39:1-6 and *Patriarchs and Prophets*, p. 213, paragraph 3. Hold on to what you have learned!
- To be rescued in the water you must hold on tightly to the life saver that is thrown to you. If possible, get some Life Saver candies and glue them in a big circle onto construction paper. Write your memory verse in the center. Hang this in your room.
- Pray that you always will hold on to what you have learned.

Monday

- During family worship, go through your house and collect things that protect you (insect repellent, umbrella, coat, boots, etc.). From what does each protect you? Who protects us from Satan? With your family read Genesis 39:7-9.
- Look at your Life Saver memory verse picture. Then cover it up. How much can you say without looking?
- Thank God for protecting your family.

Tuesday

- With your family, read and discuss Genesis 39:10-12. Joseph ran away from Satan's temptation. Satan also runs away. Read James 4:7 together and discuss how to make Satan run away.
- Run 100 yards (meters) as fast as you can. Have someone time you. Can you run fast enough to

get away from Satan? Who will help you?

- Say your memory verse in your own words. Sing "Dare to Be a Daniel" (*Sing for Joy*, No. 116) before prayer. Ask Jesus to help you keep away from Satan.

Wednesday

- For family worship, draw a picture of Joseph working in Potiphar's home for the *Story of Joseph* book that you started last week. Write a few words about your picture.
- Read and discuss Genesis 39:13-19. Has anyone ever been angry with you for choosing to do God's will? Why? Did your Christian family help you? How?
- Say your memory verse. Ask God for courage to do right no matter what others say or do.

Thursday

- What Joseph learned at home was tested again. For worship, read about it in Genesis 39:20-23.
- Cut 15 narrow strips of paper. On each strip copy one word from the memory verse. Make a chain with the strips (put the words in the right order). Your memory verse explains how Joseph stayed true to God while in prison.
- Before prayer, sing "I Have Decided to Follow Jesus" (*Sing for Joy*, No. 119). Thank Jesus for leading you.

Friday

- During family worship, share with one another about times this week that God has helped you say "No" to Satan's temptations. Ask God's forgiveness for any time you said "Yes."
- Read 1 Corinthians 10:13. Then read it again and say your name instead of "you." Pray for each other and thank God for helping each of you to say "No" to temptation.
- Show "Joseph's chain" that you made yesterday. Ask your family to say your memory verse with you. Then thank God for helping you resist Satan's temptations