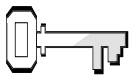


## Come to Our House!



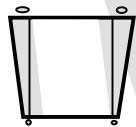
### References

Acts 18; *The Acts of the Apostles*, pp. 243–254, 269, 270



### Memory Verse

“Share with God’s people who are in need. Practice hospitality” (Romans 12:13, NIV).

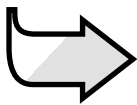


### Objectives

The children will:  
**Know** that one way Christians serve God is to invite others to their homes.

**Feel** a desire to be hospitable.

**Respond** by getting their parents’ permission to invite someone home for family fellowship in the near future.



### The Message

I serve God when I invite others into my home.

### Monthly Theme

We begin serving at home.

### The Bible Lesson at a Glance

Priscilla and Aquila are tentmakers who leave Rome when the emperor orders all Jews to leave. They move to Corinth where they open their home to Paul and study the gospel with him. Paul stays there and works with them as a tentmaker for one and a half years while he teaches the Corinthians about Christ. Sometimes Priscilla and Aquila travel to other places to share the gospel as they make tents. While in Ephesus they open their home to Apollos, another who was teaching about Jesus.

### *This is a lesson about service.*

Opening our homes to others is service of the highest order. It clearly demonstrates Christ’s love and caring to those who are welcomed—and effectively breaks down barriers to the gospel.

### Teacher Enrichment

**“Hospitality.** Gr. *philoxenia*, literally, ‘love of strangers. . . .’ Hospitality was early regarded as one of the important Christian virtues (see 1 Tim. 3:2; Titus 1:8; Heb. 13:2; 1 Peter 4:9). This was necessarily so in view of the large number of traveling and persecuted believers. Many Christians were driven from their homes and cities and compelled to seek shelter with those who held the same faith as themselves (see Acts 8:1; 26:11). The hospitality which believers practiced toward one another contributed much to the bond that held together the widely scattered members of the early Christian church” (*The SDA Bible Commentary*, vol. 6, p. 622).

### Room Decorations

Put up felts or pictures depicting Onesimus and Paul; Priscilla, Aquila, and Paul; Timothy and Paul; and Titus and Paul. Label each scene. Put a caption over the group of felts or pictures that says, “WE CAN SERVE, TOO.”

If available, put up a tent somewhere in the classroom to draw attention to the fact that Paul, Aquila, and Priscilla were tentmakers.

Display a map showing Paul’s missionary journeys. Measure distances between places Paul visited. Use the map to locate places as you teach Lessons 1 through 4.

## Program Overview

Lesson Section	Minutes	Activities	Materials Needed
Welcome	ongoing	Greet students at door; hear pleased/troubled	two Bible-times costumes, map for each child (see p. 140) or large map, tour signs (see activity)
<b>1</b> Readiness Options	up to 10	A. <i>Traveling With Paul</i>  B. <i>Mat Weaving</i>	four pop-up tents or tents made from overturned tables; sheets, blankets; signs for outside and inside each tent; Bibles  1/2" x 8" (1 cm. x 20 cm.) and 1/2" x 4" (1 cm. x 10 cm.) strips of multi-colored paper prepared in advance, glue, finished sample of mat, Bibles
<b>Any Time</b> Prayer and Praise*	up to 10	Fellowship Songbook Mission Offering  Prayer	none <i>Sing for Joy</i> <i>Children's Mission</i> offering device decorated to portray where the 13th Sabbath offering goes this quarter—with hands glued on each side of the container chalk or white board, chalk or dry erase marker
<b>2</b> Bible Lesson	up to 20	Experiencing the Story  Memory Verse  Bible Study	tent(s) see Welcome and Readiness A, Bible-times costumes, adults to represent Priscilla and Aquila, (optional: pillows, sleeping bag, bottle of water)  triangle patterns (see p. 13), pencils, scissors, stapler or glue, copy of memory verse posted for all to see Bibles, copy of form on p. 141 for each child, pencils
<b>3</b> Applying the Lesson	up to 15	<i>Please Feel at Home</i>	basket of home items (such as flowers, candles, music, soap, towels, a house key, etc.)
<b>4</b> Sharing the Lesson	up to 15	<i>Hospitality Plans</i>	letter to parents containing info about parents' potluck; pens, pencils, markers; paper; scissors; pattern for doorknob hanger (see p. 17)

\*Prayer and Praise may be used at any time during the program.

# TEACHING THE LESSON

## You Need: (For Readiness A)

- two Bible-times costumes
- map for each child (see p. 140) or large map
- tour signs

## Welcome

If you choose to do Readiness A, prepare in advance one of the following signs: “New Testament Tours” or “Paul’s Missionary Tours.”

Dressed in a Bible-times costume, greet the children with “Welcome to Asia Minor. Have a safe journey.” Have another person, dressed as Paul, for “Experiencing the Story.”

As the children arrive, hand them individual maps (see p. 140) or point to the large map you have posted, which includes the cities of Athens, Berea, Corinth, and Ephesus. Ask them to have a seat and wait for the tour which will be announced soon.

# 1

## Readiness Activities

Select the activity most appropriate for your situation.

## You Need:

- four pop-up tents or tents made from overturned tables, sheets, blankets
- signs for outside and inside each tent (see activity)
- Bibles

### A. Traveling With Paul

Prepare in advance four pop-up tents or tents made from tables, sheets, etc. Put the following signs outside and inside the tents:

*Outside*      *Inside*

1. Berea      The Bereans had a very noble character. Paul said that they studied the Scriptures every day to make sure that Paul was telling the truth. They loved to study God’s Word.
2. Athens      This city was full of idols. The Athenians even worshiped something called the “UNKNOWN GOD.” They only wanted to talk about all the latest ideas. Most people made fun of Jesus’ resurrection.
3. Corinth      In Corinth, the Jews were so mean to Paul that he said, “From now on I will go to the Gentiles.” God gave Paul a vision telling him that no one would attack him while he was there. He met some tentmakers, Priscilla and Aquila. Paul preached here for one and a half years.
4. Ephesus      Ephesus was the most important trade city in Asia Minor. Paul made Ephesus a center for telling people about Jesus. Because of what Paul said, the people there made a bonfire and burned all their books about evil and magic.

Say: **To prepare for our Bible lesson today, we will take a tour with a famous world traveler named Paul. He traveled all around telling people about Jesus. We will stop at some of the places he visited.** Give each child a map with the names of the above cities. “Paul” leads the children from tent to tent. After reading the city name on the outside, the children crawl into the tent. “Paul” reads (or has someone read) the sign inside. If there is a large attendance in Sabbath School, divide into groups and have adult helpers go to different tents with the groups.

As the children visit each “city,” ask them to put a check beside it on their map.

### Debriefing

Ask: **Did you enjoy your tour?** (yes, sort of, etc.) **Our lesson today is about Paul’s missionary trip to some of the cities we “visited” on our tour. In the city of Corinth he met a friendly husband and wife who invited him home. Let’s find and read Romans 12:13.** Read aloud. **Paul’s new friends followed the advice of**

**this text and our message. Today's message is:**



**I SERVE GOD WHEN I INVITE OTHERS INTO MY HOME.**

**Say that with me.**

### **B. Mat Weaving**

The children will weave the strips in and out to make a mat. Glue the ends when finished. Provide a finished example for them to use as a guide.

#### **Debriefing**

Ask: **Do you think this would be a comfortable bed?** (yes, no) **Would you rather sleep on a big mat or your bed at home?** (Accept answers.) **Paul traveled all over Asia Minor and probably slept on a mat many nights. The times others asked him to stay with them must have been a great blessing. God used the hospitality of others to bless Paul. Let's read Romans 12:13. Read aloud together. Today's lesson is about people who obeyed this command. Today's message is:**



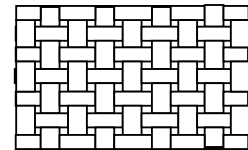
**I SERVE GOD WHEN I INVITE OTHERS INTO MY HOME.**

**Say that with me.**

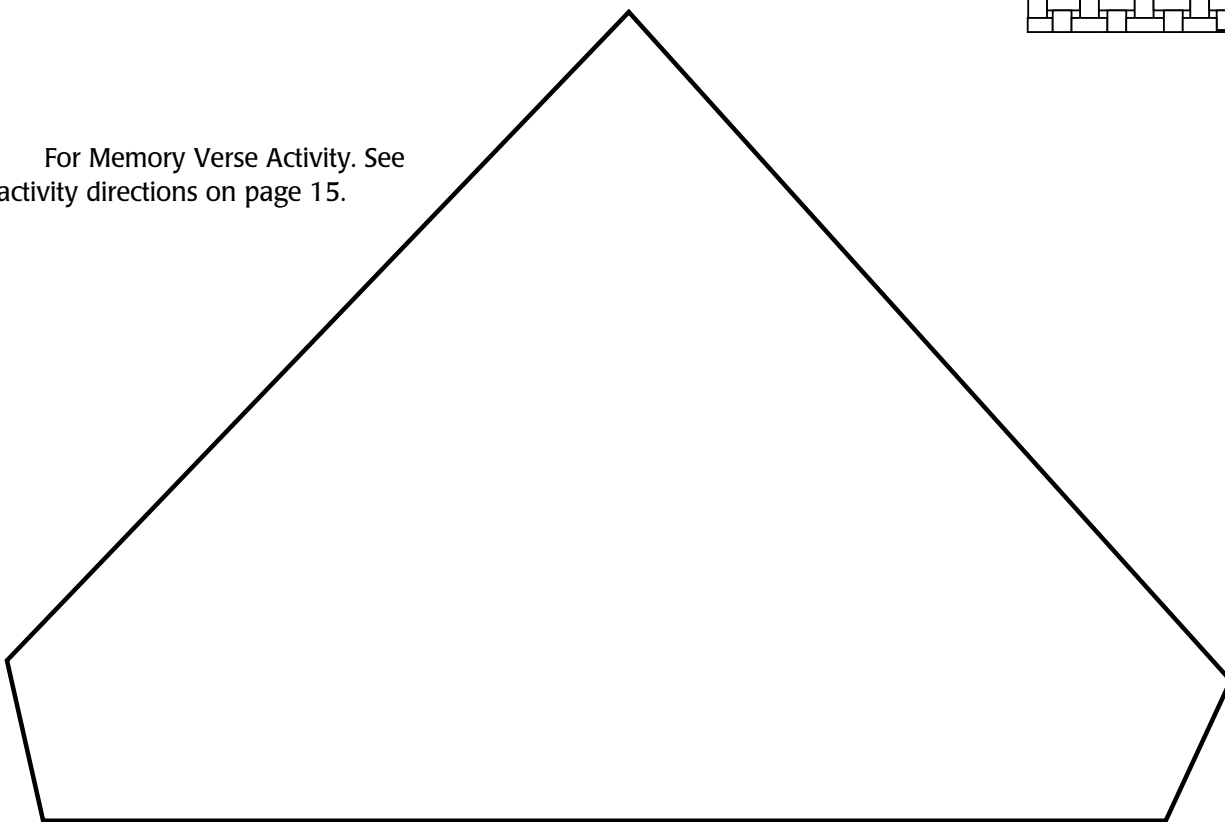
**Note: Prayer and Praise appears on page 16.**

#### **You Need:**

- 1/2" x 8" (1 cm. x 20 cm.) and 1/2" x 4" (1 cm. x 10 cm.) strips of multi-colored paper
- glue
- finished sample of mat
- Bibles



For Memory Verse Activity. See activity directions on page 15.



## 2

# Bible Lesson

### You Need:

- tent(s) (see Welcome and Readiness A)
- two adult Bible-times costumes
- adults to represent Priscilla and Aquila (optional: pillows, sleeping bag, bottle of water)

### Experiencing the Story

**Characters:** Priscilla, Aquila

**Props:** tents, Bible-times costumes for Priscilla and Aquila (optional: pillows, sleeping bag, bottle of water)

As Priscilla and Aquila tell the lesson story, the class can sit in the tent(s). If children are in more than one tent, be sure they sit so they can see Priscilla and Aquila and proceed as follows:

**Aquila:** Hello everyone! I'm Aquila, and this is my wife Priscilla. Do any of you have the same name as one of us? (*Wait for response.*)

**Priscilla:** We heard that you know Paul, a good friend of ours.

**Aquila:** We first met him just after we moved to Corinth. (*Points to Corinth on the map of Paul's journeys displayed in the room.*) He had come to share Jesus with the people there.

**Priscilla:** I could see that Paul needed a place to stay, so we invited him to come home with us.

**Aquila:** Like I said, we had just moved to Corinth because the Roman emperor had made all Jews leave Rome—I am Jewish. So our home wasn't fancy. But we invited Paul anyway.

**Priscilla:** We soon found out that Aquila, Paul, and I had more in common than just being in Corinth. Paul is a tent-maker just as Aquila and I are.

**Aquila:** We like inviting people into our home. We enjoy visiting with them. Having Paul around was extra special. He helped us make tents, and he helped us learn more about Jesus. Do any of you have questions? (*If Priscilla and Aquila*

*are comfortable, let them answer some questions about their home and business.*)

**Priscilla:** We were learning so much from Paul, but we were also busy sharing the good news about Jesus with others, just as Paul had shared with us.

**Aquila:** Then one day it was time to move again, to tell other people in other places about Jesus. Priscilla, Paul, and I sailed to Ephesus. Paul continued his travels, but Priscilla and I set up our home there. (*Point to Ephesus on the wall map.*)

**Priscilla:** When we went to the Jewish synagogue (another name for church) in Ephesus, we heard a very good preacher named Apollos. He was an educated man and knew the Scriptures well. He had learned a little bit about Jesus and was sharing the little he knew in the synagogue and with everyone he met.

**Aquila:** We invited Apollos to our home, fed him, and made him comfortable. We shared with him what we had learned from Paul about Jesus.

**Priscilla:** We enjoyed sharing Jesus with everyone we met. The only reason we made tents was to earn money to buy our food and other necessities. God always led us to people who were ready to learn about Jesus.

**Teacher: Priscilla and Aquila, we are glad that you could visit our class today. Thank you for coming.**

### Debriefing

Ask: **Do you enjoy having guests in your home?** (yes, sometimes, etc.) **How do you feel when someone invites you to their home for a meal or to stay overnight?** (I appreciate it; I feel good about that, etc.)

**How do you think Paul felt when Priscilla and Aquila invited him to stay with them?** (thankful, pleased, etc.)

**In what ways did Priscilla and Aquila serve Jesus?** (They invited people into their home; they told people about Jesus.)

**Can you help your family make guests feel comfortable when they come to your home? Let's say our message together.**



**I SERVE GOD WHEN I INVITE OTHERS INTO MY HOME.**

### Memory Verse

Prepare in advance several large triangle patterns to represent a tent. The children will trace around the triangle, cut out two, staple/glue them at the top, and write the memory verse on the inside of the "tent." Have a completed memory verse tent for the children to see, with the verse already written inside.

Practice closing the tent and saying the verse from memory. Repeat until the children know the verse.

### You Need:

- large triangle patterns (see p. 13)
- pencils
- scissors
- stapler or glue
- copy of memory verse posted for all to see

### Bible Study

Give each child a copy of the "Who Had Open House?" form (see p. 141). Have the children find the texts and write who opened their home for whom. Help them as needed. Correct responses are noted below.

Text	Who opened their home	Person(s) visiting
Genesis 19:1, 2	Lot	Two angels
2 Kings 4:8	Shunammite woman	Elisha
Luke 10:38	Martha	Jesus and His disciples
Acts 16:13-15	Lydia	Paul and his companions
Acts 18:1-3	Aquila and Priscilla	Paul
Acts 18:24-26	Aquila and Priscilla	Apollos

### You Need:

- Bibles
- copy of form on p. 141 for each child
- pencils

### Debriefing

Say: **All these people, and many others, knew how to serve God by opening their homes to visitors. You can do it too. You receive a blessing when you share your home with others. Why do you think that is?** (Allow for responses.) **Always remember:**



**I SERVE GOD WHEN I INVITE OTHERS INTO MY HOME.**

**Say that with me.**

# Prayer and Praise



## Fellowship

Report the students' joys and sorrows (pleased and troubled) as reported to you at the door (as appropriate). Allow time for sharing experiences from last week's lesson study and review the memory verse. Acknowledge any birthdays, special events, or achievements. Give a special warm greeting to all visitors.



## Suggested Songs

"We Are His Hands" (*Sing for Joy*, No. 129)

"Love at Home" (*Sing for Joy*, No. 137)

"This Is My Prayer" (*Sing for Joy*, No. 106)

"The Family of God" (*Sing for Joy*, No. 139)



## Mission

Share a story from *Children's Mission*. Ask: **Where did the characters in today's story serve Jesus? At home? At church? In their city?**



## Offering

Say: **This month our Sabbath School will be about service at home and in all the world. Save your money at home and bring it to Sabbath School to serve people in other parts of our world.**

### You Need:

- offering device decorated to harmonize with 13th Sabbath offering, with illustrations of hands on each side



## Prayer

Ask: **How many of you have had guests in your home for a meal or who have stayed with you for a while? Can you remember some of their names?** (List names on board.) **Let's pray that God will bless and help these people whom you invited into your homes.** Kneel and have the children who mentioned their guests pray for them. Have someone close the prayer time by asking God to help everyone in the class to practice hospitality.

### You Need:

- chalk or white board
- chalk or dry erase marker

### 3

## Applying the Lesson

### Please Feel at Home

Prepare in advance a basket of items, such as those listed, that represent ways to make others comfortable in our homes. Talk about each one and ask the children for their suggestions on how to make their guests feel at home. List their specific suggestions where all can see.

### Debriefing

Allow response time as you ask: **Can you share any pleasant experiences that you have had when guests were staying in your home? How did you help take care of the guests? Did you share your own room?**

**What will you try to remember when someone you meet needs a meal or a place to stay? Let's answer with today's message:**

### You Need:

- basket of home items (flowers, candles, music, soap, towels, house key, etc.)



**I SERVE GOD WHEN I INVITE OTHERS INTO MY HOME.**

### 4

## Sharing the Lesson

### Hospitality Plans

Depending on the circumstances of your students, do one or both of the following activities:

1. Make plans to invite the parents to a potluck to be held on an upcoming Sabbath. Let the children help plan the menu, location, etc. The children will serve their families at the potluck. You will need to send a letter home so parents are aware of the plans and the reason for this time together.

2. Provide a pattern (see illustration) for a doorknob hanger with the message "Welcome to Our Home." Let the children each make one to remind them to open their home to others. Have them think of someone they can invite to their home in the near future.

### Debriefing

Ask: **How did you like planning to serve your parents with a meal?** (Liked it; this will be fun; don't like it, etc.)

**Whom will you invite to your home in the near future?** (Allow for responses.)

**How will you help with the preparation, and what will you do once the guests arrive?** (Help prepare the food; wait on the guests at meal time; take their coats when they arrive, etc.) **Let's say today's message together:**

### You Need:

- letter to parents about parents' potluck
- pens/pencils/markers
- paper
- scissors
- pattern for doorknob hanger



**I SERVE GOD WHEN I INVITE OTHERS INTO MY HOME.**

### Closing

Pray that our homes will be a place filled with God's Spirit, where guests will feel welcome and receive a blessing.

Remind the children to use their Bible Study Guide and do the daily activities.





## Come to Our House!

### References

Acts 18; *The Acts of the Apostles*, pp. 243–254, 269, 270

### Memory Verse

“Share with God’s people who are in need. Practice hospitality” (Romans 12:13, NIV).

### The Message

I serve God when I invite others into my home.


*Think about the last time you had visitors in your home. What did you do to get ready? to make them more comfortable?*

*The Bible has many stories about people who invited guests to their home. Meet Priscilla and Aquila.*

Paul, a servant of God, wanted to tell the world about Jesus. So he took a very long trip—known today as “Paul’s Second Missionary Journey.” He had just arrived in the city of Corinth to share Jesus with the people there. A lot of people lived and worked in Corinth, an important city. Paul wasn’t sure where he would stay, or what he would do. Then he met Priscilla and Aquila.

The Roman emperor had ordered all Jews to leave Rome, and Aquila was a Jew. Having just recently moved to Corinth, Aquila and Priscilla probably were not finished settling in. But they did

not worry about how fancy their home was. They invited Paul to visit them anyway. And they soon



found out that they had more in common than being Jewish in Corinth. They were tentmakers, and so was Paul.

Priscilla and Aquila were very hospitable. That means that they liked to invite people home. They liked to make others feel comfortable, and visit with them. But they didn’t just invite Paul to Sabbath dinner; they invited him to live with them! Paul helped them make tents. And he helped them learn more about Jesus. Paul lived and worked with Aquila and Priscilla for about a year and a half.

Priscilla and Aquila learned much about Jesus from Paul. They also kept busy sharing the good news about Jesus, just as Paul had shared with them.

Then one day it was time to move again, to tell other people in other places about Jesus. All three of them sailed to Ephesus. Paul continued his travels, but Priscilla and Aquila set up their new home in Ephesus.

And wouldn’t you know it, they found someone else to invite to their home. Apollos, another Jew, had moved to Ephesus about the same time. An educated man, he knew the Scriptures well. He had learned a little bit about Jesus and was sharing what he knew with everyone he met. He even preached about Jesus in the Jewish synagogue! Priscilla and Aquila heard him. And just as with Paul in Corinth, they invited him home with them. They fed him, made him comfortable, and talked with him about Jesus.

Priscilla and Aquila shared Jesus with everyone they met. They made and sold tents so they could buy food and other things they needed. They were good business people. But most of all, Priscilla and Aquila are remembered for their hospitality. They served Jesus and those around them by inviting people to their home. They showed others God’s love in a very real, everyday way.

## Daily Activities

### Sabbath

- With your family, look for creatures that “invite” other creatures to their homes.
- Look for a spider web (without the spider). Sprinkle powder on the web. Carefully lift the web with black paper until the web breaks free and sticks to the paper. Spray with pump hair-spray (optional). Or glue white thread or string onto black paper in a web design.
- Find a quiet place and read your lesson story together; then read and discuss Romans 12:13.

### Sunday

- During family worship, read and discuss Acts 18:1–8.
- Look at the spider web art you captured yesterday. Why do you think spiders “invite” other creatures to their home? Why does your family invite people home? How can you be like Priscilla and Aquila?
- Paul, Aquila, and Priscilla were \_\_\_\_\_ (verse 3). Open your tent from Sabbath School and read the memory verse. (Or draw a tent and write the verse on it.)

### Monday

- Read and discuss Acts 18:9–17 with your family. Why was it good that Paul stayed in a loving home while in Corinth? How long did he stay there? \_\_\_\_\_ How many months is that? \_\_\_\_\_
- Talk to your parents about whom you might invite to your house and what you can do to make them comfortable.
- If possible, sleep in a tent or on a bedroll beside your bed tonight.
- Find or make a guest book. Have you invited someone to your home this week? Have your guests sign your guest book.
- Look in your memory verse tent; then say the verse from memory.

### Tuesday

- With your family, read and discuss Acts 18:18–21.
- Make a diagram of the rooms in your house. Draw where the furniture is placed. Write the names of each room. Where do your guests stay? Write “For Guests” on that space.
- How do you think Aquila’s and Priscilla’s home was different from yours? Learn something about people who live in tents today.

### Wednesday

- For family worship, read and discuss Acts 18:22, 23.
- Ask a family member to show you a map of “Paul’s Second Missionary Journey” (in the back pages of a Bible). Find Corinth, Ephesus, and Antioch.
- Say the memory verse without help.
- Ask if you may make a sandwich for lunch. Cut it in quarters diagonally to make triangles. Stand them close together on their base, and you have a made a sandwich tent.

### Thursday

- Read and discuss Acts 18:24–28 during family worship. Say your memory verse together.
- Ask a family member to help you find and read about the word *hospitality* in a dictionary. What does it mean? How did Aquila and Priscilla show hospitality?
- Talk about how to make your home a happy place for guests to visit. Then sing “Love at Home” (*Sing for Joy*, No. 137) before prayer.

### Friday

- For family worship make a tent with a blanket or sheet draped over furniture. Invite your family to sit in your tent. Read Acts 18:1–4, then continue to tell your Bible lesson in your own words. Say your memory verse together.
- Thank God for your home and family. Pray that your home will be a blessing to others. Share with your family what you think about helping others.