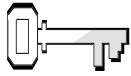


## Please Bring My Coat



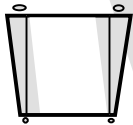
### References

2 Timothy; *The Acts of the Apostles*, pp. 498–508



### Memory Verse

“God . . . will not forget your work and the love you have shown him as you have helped his people and continue to help them” (Hebrews 6:10, NIV).



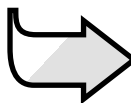
### Objectives

The children will:

**Know** that God wants us to help those who serve Him.

**Feel** eager to help people who serve God.

**Respond** by looking for ways to help and encourage their pastor and other people who serve God.



### The Message

When we help people who serve God, we serve God too.

### Monthly Theme

We begin serving at home.

### The Bible Lesson at a Glance

Paul is in a Roman prison. Many of the believers desert him. But Timothy continues to faithfully serve by caring for the church at Ephesus. Paul longs to see Timothy and determines to send for him. Fearing that he might die before Timothy can reach him, Paul writes the Second Epistle to Timothy. He thanks Timothy for his support, and gives him counsel. He asks Timothy to deliver greetings to his friends, and to come and bring him things he needs.

### This is a lesson about service.

In his letter to Timothy, Paul names people who have assisted him throughout his ministry, both in teaching the gospel and in personal ways. Not all of us feel qualified to teach and preach, but we can help those who do. A kind word, a smile, a simple gift, getting things for them (see 2 Timothy 4:13), will bring gladness and support to those whose lives are devoted to the many responsibilities involved in serving God.

### Teacher Enrichment

It is not clear what led to Paul’s second and final arrest. During his first imprisonment in Rome, Paul had been given many favors. This time he was treated as a common criminal and was chained. Almost everyone deserted him, and he felt very lonely and isolated. Early Christian authors are unanimous in declaring that Paul died under Nero, and tradition says that he was decapitated somewhere on the Ostian Way. He died sometime between A.D. 66 and 68. (See *The SDA Bible Commentary*, vol. 8, pp. 856, 857.)

“Because he was a prisoner in a damp and chilly dungeon, Paul asked Timothy to bring him his cloak. Even more than the cloak, Paul wanted his parchments. These may have included parts of the Old Testament, the Gospels, copies of his own letters, or other important documents” (*Life Application Study Bible Notes and Bible Helps on 2 Timothy 4:13 [NIV]*, [Wheaton, Ill., Tyndale House Publishers, 1991], p. 2051).

### Room Decorations

See Lesson 1.

## Program Overview

Lesson Section	Minutes	Activities	Materials Needed
Welcome	ongoing	Greet students at door; hear pleased/troubled	none
<b>1</b> Readiness Options	up to 10	A. <i>A Special Letter</i> B. <i>Giving Back</i>	letters prepared in advance for each child, mailbox pitcher of water, small paper cups
<b>Any Time</b> Prayer and Praise*	up to 10	Fellowship Songbook Mission Offering Prayer	none <i>Sing for Joy</i> <i>Children's Mission</i> offering container used last week chalkboard or white board, chalk or dry erase marker
<b>2</b> Bible Lesson	up to 20	Experiencing the Story  Memory Verse  Bible Study	yarn (or other "chains"), prison backdrop, blank paper for scroll, pen, picture of your pastor (if available) pens, paper, envelope for each child; memory verse posted for all to see Bibles
<b>3</b> Applying the Lesson	up to 15	<i>Service Tree</i>	"Service Tree" from Lesson 2 or use a large leafless tree or a large tree picture, fruit cutouts in basket (see p. 37), hole punch, paper clips, banner
<b>4</b> Sharing the Lesson	up to 15	<i>Thank You, Pastor!</i>	dowel rod, 1 yard (1 m.) of light-colored cloth, yarn or string, scissors, bright markers, fabric paint and glitter glue (if available)

\*Prayer and Praise may be used at any time during the program.

# TEACHING THE LESSON

## Welcome

Welcome students at the door. Ask how their week has been—what they are pleased/troubled about. Ask them to share any experiences from last week's lesson study. Have them begin the readiness activity of your choice.



## Readiness Activities

Select the activity most appropriate for your situation.

### You Need:

- letters prepared in advance for each child
- mailbox

### A. A Special Letter

Prepare in advance a letter for each child saying, "(name), I appreciate you because. . . ." As you prepare this activity, pray about each child, that God will bring to mind something that individual most needs to hear from you. Make a few generic ones for visitors by writing, "I appreciate your coming to our Sabbath School. Now we have a new friend." Put all the letters in a mailbox. As the children arrive, direct them to the mailbox to discover their sealed envelope.

### Debriefing

After each child has received a letter and is seated, ask: **Isn't it fun to get mail?** (yes; most of the time, etc.) **From whom do you most like to get a letter?** (Allow for responses.) **In our story Paul sends a letter to someone who had helped him. Let's find and read Hebrews 6:10. What does this verse tell us?**



**WHEN WE HELP PEOPLE WHO SERVE GOD, WE SERVE GOD TOO.**

Say that with me.

### You Need:

- pitcher of water
- small paper cups

### B. Giving Back

In advance, fill a pitcher with water and provide a small cup for each child. Label the pitcher "service" and pour a small amount of water into each child's cup.

Explain that the people who serve God are like the pitcher; they are always giving to others. As the pitcher nears empty, explain that we can take care of God's servants by helping to give back to them. Have each of the children pour part of their water back into the pitcher. Say: **One way to give back to those who serve God is to thank them for all that they do. We can let them know that we appreciate their work.**

### Debriefing

Allow response time as you ask: **Do you always remember to thank people for what they do?** (yes, not always, sometimes, etc.) **How do you feel when someone thanks you for helping them? How do you feel when you try your best to help and no one seems to notice? In our lesson today Paul sends a Thank-you letter to someone who helped him. We can be helpers of God's servants too. Today's message tells us:**



**WHEN WE HELP PEOPLE WHO SERVE GOD, WE SERVE GOD TOO.**

Say that with me.

# Prayer and Praise



## Fellowship

Report the students' joys and sorrows (pleased and troubled) as reported to you at the door (as appropriate). Allow time for sharing experiences from last week's lesson study and review the memory verse. Acknowledge any birthdays, special events, or achievements. Give a special warm greeting to all visitors.



## Suggested Songs

"We Are His Hands" (*Sing for Joy*, No. 129)

"This Is My Prayer" (*Sing for Joy*, No. 106)

"I Want to Be" (*Sing for Joy*, No. 124)

"The Family of God" (*Sing for Joy*, No. 139)



## Mission

Share a story from *Children's Mission*. Ask: **If you were living in the place where today's mission story happened, how could you help the people who are serving God in that place?**



## Offering

Say: **Giving an offering is one way to help those who serve God.**

### You Need:

- offering container used last week



## Prayer

Ask the children to help you list for all to see the leaders of your local church. Divide into groups of three or four. Assign parts of the list to each prayer band. Invite them to pray for these church leaders.

### You Need:

- chalkboard or white board
- chalk or dry erase marker

## 2

# Bible Lesson

### You Need:

- yarn (or other “chains”)
- prison backdrop
- blank paper for scroll
- pen
- picture of your pastor (if available)

### Experiencing the Story

Have all the children sit on the floor near the prison backdrop. Those who are dressed appropriately are to draw their knees up to their chest and hold their ankles. Wrap the yarn (or other “chains”) around their hands and feet, asking them to sit without moving till the end of the lesson story. Girls in dresses can keep their legs straight as they wear “chains” around their hands and feet.

### Read or tell the story.

Paul sat on the cold, stone floor, his ankles in chains. Even though he was now one of Jesus’ strongest defenders, Paul remembered how he used to be cruel to people who believed in Jesus. The Roman emperor, Nero, was the one being cruel to Christians now. Paul was certain that he would be put to death by Nero.

Paul smiled, remembering his young assistant, Timothy, who had become like a son to him. Timothy’s family had invited Paul into their home many times. From the time he was a baby, Timothy had been taught about Jesus. Timothy had cried when he and Paul had said good-bye the last time.

Although Paul had been thrown in prison several times for preaching the good news, he had a feeling that he wasn’t going to survive this time. He was old. The weather was getting colder and colder as winter approached. And if the cold weather didn’t kill him, he was quite sure the emperor would.

*[Take up the blank scroll and pen and pretend to write as you read about Paul writing to Timothy.]* Paul took up a sheet of parchment paper and a pen and began

his final letter to Timothy.

“To Timothy, my dear son,” he began. “I constantly remember you in my prayers. Recalling your tears, I long to see you, so that I may be filled with joy.”

Paul was lonely. It seemed as though Christians were losing their faith and becoming silent about their belief in Jesus. Paul felt that everyone in Asia had deserted him. No one had come to his defense when he was on trial. That was why the few people who had encouraged him meant so much to him.

Paul listed the name of one friend who had searched throughout Rome to find him in prison and had visited him. He asked Timothy to deliver his greetings to several others who had served with him and cared for his personal needs. And finally, he asked Timothy to come visit him and bring him his coat, because it was cold in the stone prison.

Pastors also feel lonely sometimes. They spend most of their time thinking about what other people need. Wouldn’t it be a wonderful surprise if you planned a way you could help your pastor? *[Show your pastor’s picture, if available.]* It doesn’t take much to be of service. A smile, or flowers after church, even giving them a drink of water will bring your pastor such joy. And it will make you feel good, too. Why not try it and see for yourself?

### Debriefing

Ask: **What was it like to sit on the floor in chains?** (uncomfortable) **How long do you think you could sit there?** (Accept answers.) **Paul continued to be faithful to God even though he was uncomfortable.**

**God sent Timothy to comfort and help Paul. How was Timothy serving God by helping Paul?** (God loved Paul, and Timothy was helping someone

God loved dearly.) **Let's read Matthew 25:34–40.** Read the text aloud. **When we help people, we serve God. Remember our message:**



**WHEN WE HELP PEOPLE WHO SERVE GOD, WE SERVE GOD TOO.**

**Memory Verse**

Say: **Paul wrote many letters.**

**Today you will write someone a letter to encourage them.** Have the students copy the memory verse, addressing it as a letter to the person sitting to their right.

**You Need:**

- pens
- paper
- envelope for each child
- memory verse posted for all to see

*Dear Name of the child to their right,*

*God will not forget your work and the love you have shown Him as you have helped His people and continue to help them.*

*Your friend,  
Name of child writing*

When they finish, have them place it in an envelope, address it, and give it to the student on their right. Have everyone open their letter, read and repeat the memory verse together.

**Bible Study**

In advance, write the following where all can see.

**You Need:**

- Bibles

<b>WHO</b>	<b>SERVED</b>	<b>WHOM</b>
Martha		Elijah
Samuel		Paul and Silas
Aaron and Hur		Elisha

Philippian jailer	Eli
Shunammite woman	Paul
Timothy	Jesus
Widow of Zarephath	Moses

Have the children read the texts below and tell you who served whom. Then draw a line connecting the two matching names on the board.

Exodus 17:8–13	(Aaron and Hur served Moses.)
1 Samuel 3:1, 4, 5	(Samuel served Eli.)
1 Kings 17:7–15	(The widow of Zarephath served Elijah.)
2 Kings 4:8–10	(The Shunammite woman served Elisha.)
John 12:1, 2	(Martha served Jesus.)
Acts 16:22, 23, 33, 34	(Philippian jailer served Paul and Silas.)
2 Timothy 1:2; 4:9–13	(Timothy served Paul.)

**Debriefing**

Ask: **How do you think you might feel if you were a leader?** (sometimes lonely; tired; happy; sad, etc.) **What needs did each of the people who were served have?** (Elijah was hungry; Elisha needed a place to stay, etc.)

**These leaders all had needs. Your church leaders have needs too, and we can help them. Let's say today's message together.**



**WHEN WE HELP PEOPLE WHO SERVE GOD, WE SERVE GOD TOO.**

# 3

## Applying the Lesson

### You Need:

- "Service Tree" from Lesson 2 (see Lesson 2, Activity A, or use a large leafless tree or large tree picture)
- fruit cutouts in a basket (see p. 37)
- hole punch
- paper clips
- banner

### Service Tree

Have the children take a paper fruit from the basket and write on it the name of a church member and how they serve the church. Ideas include: pianist, secretary, pastor, teachers, deacons, elders, singers, greeters, etc.

Punch a hole in the top of the fruit, insert a paper clip hook and hang it on the tree. Add a banner with the words "Thank you for serving each week." If possible, display the "tree" with its banner in the foyer.

### Debriefing

Allow response time as you ask:

**What do you think about making a "service tree"? How would you like it if someone made a big Thank-you tree**

**for you?**

**How did Paul's friends help him?**

(They gave him friendship, a place to stay, help with preaching, etc.) **We may not be able to do any of those things, but we can help.**

**What are some ways we can show our appreciation for the people who serve us in God's church?** (Help keep the church building clean; help with church programs; invite them home to Sabbath dinner; tell them thank you; cheerfully do what they ask; send Thank-you notes or cards; help them with their work, etc.)

**Remember our message? Let's say it together again.**



**WHEN WE HELP PEOPLE WHO SERVE GOD, WE SERVE GOD TOO.**

## 4

## Sharing the Lesson

### Thank You, Pastor!

Make a banner for your pastor. If possible, arrange to have him or her visit your class a few minutes before the end of Sabbath School.

Fold over about three inches at the top of the cloth to make a pocket. Stitch or glue the fabric and insert the dowel. Cut and attach yarn to both ends of the dowel rod to hang the banner.

Write the words "Thank you, Pastor \_\_\_\_\_, for serving us!" in big letters for the children to trace over with markers or fabric paint. At the bottom of the banner the children may add: "We're praying for you!" They can also trace around their hand on the banner and sign their names on the outline of their hand. Add other decorations with glitter glue or fabric paint.

If the pastor can come at the end of Sabbath School, greet him or her with a standing ovation and present the banner. Ask questions about their work as a pastor. Or arrange to present the banner during announcement time at church.

### Debriefing

Ask: **What did you like about making a Thank-you banner for our pastor?** (It was fun. I want to thank our pastor[s] for all they do for our church.)

**Can you think of some other things that we could do to say thank you to our pastor?** (Help keep the church clean; be quiet in church; invite their family for a meal, etc.) **Let's remember . . .**



**WHEN WE HELP PEOPLE WHO SERVE GOD, WE SERVE GOD TOO.**

### Alternate Activity

Have children honor the pastor or others with a bulletin insert they create. Let them help pass out the bulletins on the Sabbath the insert is to be included.

### Closing

Ask God to continue to guide your church leaders, and pray that the children will find definite ways to help them.

### You Need:

- dowel rod
- 1 yard (1 meter) of light-colored cloth
- yarn or string
- scissors
- bright markers
- fabric paint or glitter glue (if available)



## Please Bring My Coat

### References

2 Timothy; *The Acts of the Apostles*, pp. 498–508

### Memory Verse

“God . . . will not forget your work and the love you have shown him as you have helped his people and continue to help them” (Hebrews 6:10, NIV).

### The Message

When we help people who serve God, we serve God too.

*Have you ever traveled a long way from home? Maybe to visit relatives, or go to camp? How did it feel to sleep in a new place? Did you get a letter or package while you were there? How would getting a letter from home make you feel?*

*Paul knew what it was like to be away from home and friends.*

Four stone walls surrounded him. Up toward the ceiling, a small window tried to light the darkness in that prison cell. The cold, stone floor he was sitting on seemed to be part of his body. His ankles were chained to the floor as though he were a dangerous animal. But he was not dangerous; he was Paul, a servant of God.

Early in his life Paul had cruelly treated people who believed Jesus was God’s Son. He had even ordered some to be put to death by stoning. But God had changed his life, and Paul became one of Jesus’ strongest defenders.

At this time the Roman emperor, Nero, was against Christians. Many Christians had been put to death because they worshiped Jesus. Paul was certain that he would be put to death too.

Paul was thinking

about his young friend, Timothy. Timothy had become like a son to him. The young man had cried the last time they said Goodbye. From the time he was a child, Timothy had been taught about Jesus. His family had invited Paul into their home many times. Now a young man, Timothy often traveled with Paul. Together they had preached and encouraged other Christians.

Paul had been thrown into prison several times for preaching the good news. But he had a feeling that he wouldn’t survive this time. He was older. The weather was turning colder and colder as winter approached. And if the cold weather didn’t kill him, the emperor probably would.

Paul took up a sheet of parchment and a pen. Thoughtfully, he began his last letter to Timothy.

“To Timothy, my dear son,” he began. “I constantly remember you in my prayers. Recalling your tears, I long to see you, so that I may be filled with joy” (2 Timothy 1:2, 3, NIV). He reminded Timothy that Jesus had destroyed death. That was the good news everyone needed to hear so they could be joyful! Paul was not ashamed to suffer for sharing this good news with others. It was such good news. And he was eager to tell everyone!

Paul was so lonely. It seemed that everyone in Asia had deserted him. No one had come to his defense when he was on trial. The few people who had encouraged him meant so much to him.

Paul listed the name of one friend who had searched throughout Rome to find and visit him in prison. He asked Timothy to deliver his greetings to several others who had served with him and cared for his personal needs. And finally, he asked Timothy to come visit him before winter and bring him his coat. It was cold in the stone prison.



Pastors also feel lonely sometimes. They spend most of their time thinking about the needs of others. Wouldn't it be a wonderful surprise if you planned a way to help your pastor? It doesn't take much to be of service. A smile, flowers after church, even a drink of water will bring your pastor joy. And it will make you feel good, too. Why not try it?

## Daily Activities

### Sabbath

- If possible, go on a nature "color walk" with your family. Appoint a leader. Each person looks for nature objects of a certain color. Make a list of the objects you find and give it to the leader, who makes a long list. Thank God for beautiful colors.
- Read your Bible story together. Who was the leader in this week's lesson? Read and discuss Hebrews 6:10. Teach it to your family.

### Sunday

- During family worship, read and discuss the first chapter of 2 Timothy—Paul's last epistle (letter) before he died. What final advice did Paul give to Timothy?
- Make a shoe box model that shows the rooms inside your church. Make cutouts of your church leaders and place them where they usually serve God. Then ask God to bless them as they serve your church. How can your family help them?
- Review your memory verse with your family.

### Monday

- With your family, read and discuss 2 Timothy 2:1–13; then review your memory verse.
- Make a list of the leaders in your church. Make plans to do something special for one of them this week.
- With your family, appoint a leader and play "Follow the Leader."
- Sing "Give Me Oil in My Lamp" (*Sing for Joy*, No. 132) before prayer.

### Tuesday

- Together with your family, read and discuss 2 Timothy 2:14–26. Review your memory verse and draw pictures of what it means to you.
- Try sitting on a cement floor for two minutes. How do you think Paul felt while sitting in

prison?

- In what other places do people serve God besides your church? How can you help the people who work in those places?

### Wednesday

- Read and discuss 2 Timothy 3 with your family. Review your memory verse. What will God *not* forget?
- Have an adult tie your ankles (loosely) together. Then try to walk across the room. What would it be like if it were a chain?
- Being a Christian parent is serving God. Help your parent(s) serve your family today, and you will be serving God too. Pray for your parents today.

### Thursday

- For family worship, read and discuss 2 Timothy 4. Paul depended on Timothy. What personal favors did Paul ask of him? (See verses 9, 11, 13, 19, and 21.)
- Make a coat out of newspaper. Tape or staple it together. What kind of coat did Paul need? Thank God for warm clothes.
- Say today's memory verse as you think about Timothy's helpfulness. Does this verse tell about you also?

### Friday

- Use cushions or pillows to make a "prison." Sit in your "prison" with your family and tell them about Paul and Timothy.
- Read Hebrews 13:7. How has your pastor served your family? Make a special card for him or her, and sign it as a family. Give it to your pastor in church tomorrow.
- What else can your family do tomorrow to help live out your memory verse? Say your memory verse together before prayer.
- Sing "This Is My Prayer" (*Sing for Joy*, No. 106).