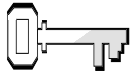


## Can't Wait to Tell!



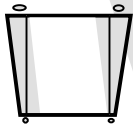
### References

Luke 1:26–56;  
*The Desire of Ages*,  
 p. 81 (paragraph 6),  
 p. 82 (paragraph 1); *The SDA  
 Bible Commentary*, vol. 5, p. 1128



### Memory Verse

“My soul glorifies the  
 Lord and my spirit  
 rejoices in God my  
 Savior” (Luke 1:46, 47, NIV).

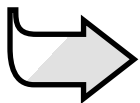


### Objectives

The children will:  
**Know** that telling  
 others about their love  
 for God is a part of worshipping Him.

**Feel** eager and  
 prepared to tell others  
 about their personal love for God.

**Respond** by sharing  
 their love for God with  
 those around them.



### The Message

I worship God when I  
 tell others about my  
 love for Him.

### Monthly Theme

Worshiping is sharing our love for Jesus.

### The Bible Lesson at a Glance

The angel Gabriel visits Mary and tells her of God’s plan for her life, that she will be the mother of Jesus. Mary is both troubled and amazed. Gabriel tells her that her elderly relative, Elizabeth, will also have a child. Mary goes to visit Elizabeth, who pronounces a blessing upon Mary, saying, “Blessed are you among women and blessed is the Child you will bear!” Mary responds with beautiful words of praise.

### This is a lesson about worship.

Both Mary and Elizabeth had much for which to praise God. And they shared their wonderful news with each other as an act of worship. Mary’s song of praise (known to many Christians as *The Magnificat*) tells of her personal love for God, and her praise to Him for the great things He has done for her. *The Magnificat* still inspires people around the world today.

### Teacher Enrichment

“Opinion differs as to whether the expression ‘of the house of David’ [Luke 1:26, 27, KJV] . . . refers to Mary or to Joseph. The repetition of the word ‘virgin’ in the last clause of the verse implies that the phrase in question refers to Joseph rather than Mary. In any event, Joseph’s Davidic descent is clearly stated in Luke 2:4. But Mary was also ‘of the house of David’ (Matt. 1:16; Luke 1:32; DA 44). It was through Mary that Jesus was literally ‘of the seed of David according to the flesh’ (Rom. 1:3). That Mary was a descendant of David seems to be taken for granted in Luke 1:32, 69. These and other statements of Scripture would lose much of their force and meaning unless Mary could claim David as an ancestor” (*The SDA Bible Commentary*, vol. 5, pp. 679, 680).

### Room Decorations

See Lesson 10.

## Program Overview

Lesson Section	Minutes	Activities	Materials Needed
Welcome	ongoing	Greet students at door; hear pleased/troubled	none
<b>1</b> Readiness Options	up to 10	A. <i>A Secret</i> B. <i>God's Graffiti</i>	none large paper wall banner started in Lesson 10, pencils, markers, crayons, baby pictures (optional)
<b>Any Time</b> Prayer and Praise*	up to 10	Fellowship Songbook Mission Offering  Prayer	none <i>Sing for Joy</i> <i>Children's Mission</i> container decorated with musical notes and the words "Praise Him!" none
<b>2</b> Bible Lesson	up to 20	Experiencing the Story  Memory Verse Bible Study	three children to act out the story, Bible-times costumes (including an angel robe), padding to simulate pregnancy three helpers Bibles
<b>3</b> Applying the Lesson	up to 15	<i>Pass It On!</i>	none
<b>4</b> Sharing the Lesson	up to 15	<i>Angel Bookmark</i>	angel bookmarks (see p. 142), crayons, markers, pencils

\*Prayer and Praise may be used at any time during the program.

# TEACHING THE LESSON

## Welcome

Welcome students at the door. Ask how their week has been—what they are pleased/troubled about. Encourage them to share any experiences from last week's lesson study. Have them begin the readiness activity of your choice.

1

## Readiness Activities

Select the activity most appropriate for your situation.

### A. A Secret

Allow the children to come forward one at a time. Whisper a word about an emotion to them. Emotions may include: sadness, happiness, love, fear, excitement, shyness, loneliness, etc. Each child will take their turn acting out the emotion until someone is able to guess what their secret emotion is.

### Debriefing

Ask: **How hard is it for you to keep a secret?** (hard, not so hard) **How did the others know what your secret emotion was?** (I told it by acting it out.) **A young woman had a joyful secret that she couldn't wait to tell her cousin. Our memory verse tells how she felt.** Read Luke 1:46, 47 aloud. **God has done such wonderful things for us. Let's tell the world! Our message today says . . .**



**I WORSHIP GOD WHEN I TELL OTHERS ABOUT MY LOVE FOR HIM.**

Say that with me.

### You Need:

- large paper wall banner started in Lesson 10
- pencils, markers, crayons
- baby pictures (optional)

### B. God's Graffiti

Continue adding pictures, color, and words of praise to the wall banner you started last week. Encourage the children to write something about their personal love for God. Optional: In advance, arrange with parents for children to bring baby pictures to add to the banner. NOTE: THIS BANNER WILL BE USED AGAIN NEXT WEEK.

### Debriefing

Ask: **Did you enjoy making and adding more to the banner today?** (Wait for responses.) **What pictures or words of praise did you add to the banner?** (Wait for responses.) [If it applies, ask: **What did you express by putting your baby picture on the banner?** (that I love Jesus, want to praise Him)] **Did you write something about how you feel about God?** (yes, no) **Our memory verse tells us how a young mother-to-be felt about God.** Read aloud Luke 1:46, 47. **Mary told others what God had done for her. We want to do that too. Our message for today says . . .**



**I WORSHIP GOD WHEN I TELL OTHERS ABOUT MY LOVE FOR HIM.**

Say that with me.

# Prayer and Praise



## Fellowship

Report the students' joys and sorrows (pleased and troubled) as reported to you at the door (as appropriate). Allow time for sharing experiences from last week's lesson study and review the memory verse. Acknowledge any birthdays, special events, or achievements. Give a special warm greeting to all visitors.



## Suggested Songs

- "Holy, Holy" (*Sing for Joy*, No. 6)
- "God Is So Good" (*Sing for Joy*, No. 13)
- "Lord, We Praise You" (*Sing for Joy*, No. 17)
- "Father, I Adore You" (*Sing for Joy*, No. 21)



## Mission

Use a story from *Children's Mission*.



## Offering

Say: **We worship and praise God when we tell others about our love for Him. We also tell our love for Him by giving Him an offering.**

### You Need:

- container decorated with musical notes and the words, "Praise Him!"



## Prayer

Take prayer requests. Then allow time for silent prayer when each child can tell God about their love for Him. Ask one or two volunteers to pray out loud after the silent prayer.

## 2

# Bible Lesson

### You Need:

- three children to act out the story
- Bible-times costumes (including an angel robe)
- padding to simulate pregnancy

### Experiencing the Story

**Characters:** Mary, Gabriel, Elizabeth

**Props:** Bible-times costumes (including an angel robe)

Your actors will act out the story as you read it to the class. Prompt them at the appropriate times. Introduce the story by saying the following:

**Good morning, everyone. I am so excited! I have a special secret and I can't wait to hear you tell me what it is! Who knows? (Allow time.) Doesn't anyone know what my secret is? (Act disappointed.) I haven't told anyone, but I still expected that someone here would already know it. After all, in our story today, Mary had a special secret that she hadn't told anyone yet either. But as soon as she went to see her cousin Elizabeth, her cousin said she already knew what the secret was! Let's find out what else happened.**

### Read or tell the story.

Plans were being made for the wedding of young Mary and her husband-to-be, Joseph. Joseph was a good man. Both Mary and Joseph were descended from King David. *[Bring Mary to the front.]*

Mary may have been thinking about how many date cakes she had to make before the wedding, and how much grape juice she and her mother would have to prepare for the feast. We'll never know just what Mary was thinking or doing that day, when she turned around and saw an angel in the room with her. *[Mary turns around and sees Gabriel.]* The Bible says it was Gabriel, the same angel

who visited Zechariah. But Gabriel never told Mary his name. He just gave her a message. *[Gabriel gestures and moves his lips as you read his message.]* "Congratulations, favored lady! The Lord is with you!" (Luke 1:28, TLB).

Mary wondered what the angel was talking about. *[Mary puts her hand to her chin.]* Maybe she didn't know what he meant by the words "favored lady."

Gabriel went on.

"Don't be frightened, Mary," he said. "God is pleased with you and He has chosen to bless you wonderfully! Very soon now, you will become pregnant and have a baby boy. You are to name the Baby Jesus." Gabriel gave Mary the promise that this Baby would save His people from their sins and would reign over Israel forever. Then Gabriel told Mary about her cousin, Elizabeth, who was also pregnant with a miracle baby. Elizabeth's baby would be born in just three months.

Mary was worried about what Joseph would think when he found out she was going to have a baby, since they weren't married yet. *[Mary shakes her head.]* But, before the angel disappeared, she told him, *[Mary talks to angel.]* "I am the Lord's servant, and I am willing to do whatever he wants. May everything you said come true" (Luke 1:38, TLB). *[Gabriel "disappears."]*

After Gabriel left, Mary must have sat down to think over the news *[Mary sits down and thinks.]* and how she would tell Joseph. It may have been hard to believe she had actually spoken with an angel! It was incredible that her cousin Elizabeth was also pregnant; Elizabeth was so old! Quickly, Mary decided to visit Elizabeth and talk to her about the angel's visit. Having experienced a miracle herself, Elizabeth would understand how frightening and yet exciting it was. Mary gath-

ered a few things together and took a trip alone to see Elizabeth. *[Mary "packs" and walks to another part of the room.]*

*[Bring Elizabeth to the front.]* Elizabeth was large and round with the growing baby. She heard a knock at the door and walked slowly to open it. *[Elizabeth goes to the imaginary door to meet Mary.]* She heard a voice on the other side call out, "Elizabeth?" and recognized the voice of Mary.

All at once, the baby kicked and squirmed inside her. *[Elizabeth looks surprised as she holds her padded stomach.]* Elizabeth threw open the door and welcomed her cousin, giving Mary a huge hug. *[Elizabeth opens the imaginary door and joyfully hugs Mary.]* "The baby inside me just jumped for joy!" she said happily.

Then she said to Mary, "You are favored by God above all other women, and your child is destined for God's mightiest praise. What an honor this is, that the mother of my Lord should visit me!" (Luke 1:42, 43, TLB).

And Mary said, *[Mary gestures and smiles as you read the following.]*

"My heart praises the Lord;  
my soul is glad because of God my Savior,

for he has remembered me, his lowly servant!

From now on all people will call me happy,

because of the great things the Mighty God has done for me" (Luke 1:46-49, TEV).

The two women sat down together and shared with each other their trust in God. *[Mary and Elizabeth sit down and mime talking.]* Mary must have believed even more that her Baby was a miracle baby, since her cousin knew about it before Mary even told her.

Mary stayed with Elizabeth for three months. She left just before Elizabeth's baby, John, was born. But when she went

home, she must have felt that no matter what anyone said about her Baby, it was a very special baby and these were very special times for her and Joseph.

Elizabeth's worship and trust in God made Mary's faith even stronger. That's how it is with telling others that you trust God and love Him: both you and the other people love God even more. Worshiping God aloud helps everyone.

### **Debriefing**

Ask: **How do you think Mary felt when Elizabeth blessed her and told her that she was chosen by God for something really special?** (happy, better than before, excited, close to God)

**What made Mary speak such wonderful words that told of her love for God?** (the Holy Spirit) **Do you ever feel as if you can't keep silent about your love for God?** (yes, sometimes) **Like Mary and Elizabeth, don't keep it inside. Let the world know! The Holy Spirit will help you. Remember our message:**



**I WORSHIP GOD WHEN I TELL OTHERS ABOUT MY LOVE FOR HIM.**

**Say that with me.**

### **Memory Verse**

Prepare in advance: Have three helpers waiting outside the room for your signal. As you begin to tell the children something, signal one helper to burst into the room and say, "Stop, wait, I have something that I just can't wait to tell you. It is so exciting I just have to say it now: 'My soul glorifies the Lord and my spirit rejoices in God my Savior!' " Luke 1:46, 47.

The helper then runs out of the room. Repeat the scenario twice more with two other helpers. Then say: **Well, I guess those are some pretty important**

#### **You Need:**

- three helpers (not class members)

**words if three people couldn't wait to share them with us. Let's see if we can learn them so that we can be ready to share them with someone else.**

Repeat the memory verse ("**My soul glorifies the Lord and my spirit rejoices in God my Savior**") until the children can say it without help.

**Bible Study**

Have the children look up the texts in the box below to review the times angels were involved with the families of Mary and Elizabeth. Ask them to discover who received the message, what the angel told them, and be ready to share it with the class.

**You Need:**  
• Bibles

**Debriefing**

Ask: **What do you think you would do if God sent an angel to see you and give you a message? How would you feel?** (scared at first; very loved; excited; closer to God; wanting to tell someone about it)

**How do you think God must feel when you send Him messages that you love Him?** (happy) **How do you think God feels when you tell others about your love for Him?** (also very happy) **That is what Mary did after the angel visited her. Remember ...**



**I WORSHIP GOD WHEN I TELL OTHERS ABOUT MY LOVE FOR HIM.**

<b>Text:</b>	<b>Who received the angel's message:</b>	<b>What the angel told them:</b>
Luke 1:8-13	Zechariah	His wife, Elizabeth, would bear a son, and they were to name him John.
Luke 1:26-31	Mary	Mary would give birth to a son, and she was to name Him Jesus.
Matthew 1:18-21	Joseph	Don't be afraid to marry Mary.

## 3

## Applying the Lesson

### Pass It On!

Have the children form a circle. Tell them that the object of this activity is to make sure that every word comes around the circle exactly as you say it to the first person.

Quietly whisper a short message about your love for God, such as: "I love Jesus more than anything," "God is so good to me", or "Jesus is my best Friend." Each child should quietly whisper the exact message into the ear of the next person until the final child whispers the message to the teacher, who then says it aloud.

### Debriefing

Ask: **Did you enjoy sharing your message about your love for God with the person next to you? (yes) Did the message get mixed up?** Wait for response.

Say: **When we tell others about our love for God, they may pass it on to someone else, and soon many people will hear about how wonderful God is. This is one way to worship God.**

**Do you have something about your love for God that you can share with someone? What is it?** (Allow each child to answer that question privately.)  
**What is our message?**



**I WORSHIP GOD WHEN I TELL OTHERS ABOUT MY LOVE FOR HIM.**

Say that with me.

## 4

## Sharing the Lesson

### Angel Bookmark

In advance, prepare angel bookmark cutouts (see page 142). Distribute markers and/or pencils. Each child should color and decorate their bookmark, writing on the back a message about their love for Jesus. Provide help where needed.

### Debriefing

Say: **What are angels?** (messengers for God) **Who else can be God's messengers?** (We can.) **Be a messenger this week and give away your bookmark to someone you want to tell about**

**God's love. When they read your message about loving God, they might want to worship Him too.**

**Always remember that . . .**



**I WORSHIP GOD WHEN I TELL OTHERS ABOUT MY LOVE FOR HIM.**

Say that with me.

### Closing

Let each child silently join you in praying that God will provide the perfect time and place for them to share their angel bookmark and their love for Him.

### You Need:

- angel bookmark cutouts (see p. 142)
- crayons, markers, pencils



## Can't Wait to Tell!

### References

Luke 1:26–56; *The Desire of Ages*, p. 81 (paragraph 6), p. 82 (paragraph 1); *The SDA Bible Commentary*, vol. 5, p. 1128

### Memory Verse

“My soul glorifies the Lord and my spirit rejoices in God my Savior” (Luke 1:46, 47, NIV).

### The Message

I worship God when I tell others about my love for Him.

*Natasha had just learned to love and worship God. In some meetings that were held in her city, she learned that God had a special plan for her life. How happy she was! She couldn't wait to tell her family and friends about God's love! A long time ago another woman also wanted to share her love for God.*

Wedding plans were being made for Mary, a young woman, and Joseph her husband-to-be. Mary may have been thinking of how many date cakes she had to make before the wedding. Or how much grape juice would be needed for the feast.

We'll never know just what Mary was thinking or doing that day. We do know she suddenly saw an angel in the room with her. The Bible says it was Gabriel, the same angel who visited Zechariah (Luke 1:26). But Gabriel didn't tell Mary his name. The angel went to her and said, “Congratulations, favored lady! The Lord is with you!” (Luke 1:28, TLB).

Mary was troubled and confused. She wondered what the angel was talking about.

“Don't be frightened, Mary,” he said. “God is pleased with you! Very soon now, you will become pregnant. You will have a baby boy, and you are to name the Baby Jesus.” (See Luke 1:30–32.) The angel continued, “Your Baby will save His people from their sins.” And then Gabriel told Mary about her cousin, Elizabeth, who was also expecting a miracle baby. Elizabeth's baby was to be born in just three months.

Before the angel disappeared, Mary

said, “I am the Lord's servant, and I am willing to do whatever He wants. May everything you said come true” (Luke 1:38, TLB).

After Gabriel left, Mary must have sat down to think about this news. It was probably hard to believe she had actually spoken with an angel! And it was hard to believe that her cousin Elizabeth was pregnant! Elizabeth was so old!

Mary decided to visit Elizabeth. She wanted to talk to her about the angel's visit. Perhaps Elizabeth would understand how frightening and yet exciting it was. So Mary gathered a few things together and went to see Elizabeth.

Elizabeth was large and round with the growing baby. As soon as she heard Mary's voice, her baby kicked and squirmed inside her. Elizabeth

welcomed her cousin, giving Mary a huge hug. “The baby inside me just jumped for joy!” she said happily.

Then she said to Mary, “You are favored by God above all other women, and

your child is destined for God's mightiest praise. What an honor this is, that the mother of my Lord should visit me!” (Luke 1:42, 43, TLB).

And Mary said,

“My heart praises the Lord; my soul is glad because of God my Savior,

for he has remembered me, his lowly servant!

From now on all people will call me happy, because of the great things the Mighty God has done for me” (Luke 1:46–49, TEV).

The two women sat down together. They shared with each other their trust in God. Mary must have been surprised because Elizabeth knew about Mary's



Baby before Mary could tell her.

Mary stayed with Elizabeth for three months. She left just before Elizabeth's baby, John, was born. Mary must have believed that her own Baby was a very special baby too. And these were special times for her and Joseph.

Elizabeth's trust in God made Mary's faith even stronger. That's how it is with telling others that you trust God and love Him. Both you and the other people love God even more. Worshiping God aloud helps everyone.

## Daily Activities

### Sabbath

- With your family, look for something that you really like in God's out-of-doors: a beautiful flower, leaf, waterfall, bird, etc. (If the weather is bad, look in nature books.) Have a "praise God" time. Tell or show each other what you found, and why you like it. Then sing praise songs together. Thank God for beauty in nature.
- Read your Bible lesson story together. Close family worship by reading Luke 1:46, 47.

### Sunday

- Read and discuss Luke 1:26–38 during family worship.
- Sing "Praise Him" (*Sing for Joy*, No. 15).
- Draw a pair of lips to represent the way we praise God with our voices. Copy the memory verse onto the lips and put it where you will see it every day. Ask God to help you speak only words of praise.

### Monday

- With your family, read and discuss Luke 1:39–45. Baby John jumped for joy before he was born. Why?
- Other creatures that God has made also jump. Name some. Learn two new things about one. Jump like it. Draw a picture, or make it from clay.
- Say your memory verse without help.
- Sing "Make a Joyful Noise Unto the Lord" (*Sing for Joy*, No. 18) before prayer.

### Tuesday

- For family worship, read and discuss Luke 1:46–55. Say Mary's song in your own words. Draw a picture about the song. Make your memory verse into a praise song to Jesus. Sing it with rhythm instruments.
- Today would be a good day to give away the angel bookmark that you made in Sabbath

School. (If you were not in Sabbath School, make a bookmark in the shape of an angel and write on the back a message about your love for Jesus.) Pray for the person you give it to.

### Wednesday

- During family worship, read and discuss Luke 1:24, 26. How long had baby John been growing inside his mother when Mary was visited by the angel? \_\_\_\_\_ months. Read Luke 1:56. How long did Mary stay with Elizabeth? \_\_\_\_\_ months. Count that many months on a calendar. What will you be doing then?
- Sing your memory verse. Then say it in your own words. Thank God for babies.

### Thursday

- With your family, read Luke 1:26 and 1:39 again. Look at a Bible map together. Circle the country and town where the angel visited Mary. Find the place where Elizabeth lived. How far did Mary travel to see Elizabeth? Mary made this trip all alone to share the good news about Jesus. Where will you go to tell others about Him?
- Pray for people who travel to tell others about Jesus.

### Friday

- For family worship, prepare a broadcast about Mary's good news. Use a tape recorder or video camera, if available. Report on the Bible story as it happens. Ask a member of your family to be an "eyewitness." Have them tell what they saw as the story unfolded. Then have someone be a commentator and tell what the story means to them. Then watch or listen to the recording.\*
- Mary told others about her love for God. Have you done the same? Read together Psalm 34:3. Then sing your memory verse.

\*Adapted from Lisa Flin & Barbara Younger, *Making Scripture Stick* (Loveland, CO: Group Books, 1992), pp. 94, 95.