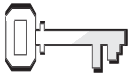


Flames of Fire



References

Acts 1:4–11;
Acts 2; *The Acts of the Apostles*, pp. 35–46



Memory Verse

“How good and pleasant it is when brothers live together in unity!”
(Psalm 133:1, NIV).

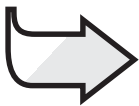


Objectives

The children will:
Know that members of God’s family unite in worship and work for Him.

Feel a desire to be an active part of the fellowship of believers.

Respond by praying and worshiping with other believers at home, school, and church.



The Message

The Holy Spirit helps us enjoy worshiping with others.

Monthly Theme

We are active in God’s family.

The Bible Lesson at a Glance

On the Day of Pentecost, the disciples, together with some other believers, gather together to pray. As they pray, there is the sound of a great wind. The Holy Spirit comes from heaven and fills the whole house. He rests on each of them in a form of what seems to be tongues of fire. The disciples begin to speak in different languages. Jews from other nations who are in Jerusalem understand because they hear about Jesus in their own language. Peter speaks to the crowd, and 3,000 people join the believers.

This is a lesson about community.

In the same way that the believers came together to pray and wait for the Holy Spirit to come upon them, we can expect to be blessed as we worship together with other believers.

Teacher Enrichment

Pentecost was a Jewish holiday celebrated 50 days after Passover. It came just 10 days after Jesus ascended to heaven. “This was one of the 3 festivals at which all Hebrew men were required to ‘appear before the Lord’ (Ex 23:17), that is, they were required to journey to the sanctuary” (*The SDA Bible Dictionary*, p. 839).

“The Holy Spirit, assuming the form of tongues of fire, rested upon those assembled. This was an emblem of the gift then bestowed on the disciples. . . . The appearance of fire signified the fervent zeal with which the apostles would labor and the power that would attend their work” (*The Acts of the Apostles*, p. 39).

“[The Holy Spirit] was an emblem of the gift then bestowed on the disciples, which enabled them to speak with fluency languages with which they had heretofore been unacquainted. . . . Every known tongue was represented by those assembled. . . . From this time forth the language of the disciples was pure, simple, and accurate, whether they spoke in their native tongue or in a foreign language. . . .

“The priests and rulers . . . had put the Nazarene to death; but here were His servants, unlettered men of Galilee, telling in all the languages then spoken, the story of His life and ministry. . . .

“The veil that had prevented them [the disciples] from seeing to the end of that which had been abolished, was now removed, and they comprehended with perfect clearness the object of

Christ's mission and the nature of His kingdom" (*The Acts of the Apostles*, pp. 39, 40, 44).

"They [priests and rulers] had thought to find the apostles cowed with fear under the strong hand of oppression and murder, but they find them lifted above all fear and filled with the Spirit, proclaiming with power the divinity of Jesus of Nazareth" (*ibid.*, p. 42).

Room Decorations

See Lesson 1.

Program Overview

Lesson Section	Minutes	Activities	Materials Needed
Welcome	ongoing	Greet students at door; hear pleased/troubled	none
1 Readiness Options	up to 10	A. <i>Language Hunt</i> B. <i>Wind Machine</i>	3 x 5 cards or small pieces of paper sheet of paper per child, markers or pencils, scissors
Any Time Prayer and Praise*	up to 10	Fellowship Songbook Mission Offering Prayer	none <i>Sing for Joy</i> <i>Children's Mission</i> offering box from Lesson 1 none
2 Bible Lesson	up to 20	Experiencing the Story Memory Verse Bible Study	man in Bible-times costume, flame-shaped pieces of paper (see p. 27), wind machines from Readiness B, large fan (optional), small cubes of bread/fruit (optional) Bible, two sheets of paper Bibles
3 Applying the Lesson	up to 15	<i>Missing Piece</i>	simple puzzle
4 Sharing the Lesson	up to 15	<i>Worshiping Together</i>	flame-shaped papers (see p. 27), art supplies

*Prayer and Praise may be used at any time during the program.

TEACHING THE LESSON

Welcome

Welcome students at the door. Ask how their week has been—what they are pleased/troubled about. Ask if they have something to share from last week's lesson study. Have them begin the readiness activity of your choice.

1

Readiness Activities

Select the activity most appropriate for your situation.

You Need:

- 3 x 5 cards or small pieces of paper

A. Language Hunt

In advance: write the following words on 3 x 5 cards: *Dutch, French, Japanese, Spanish, Swahili, Swedish*. Make sure to have at least two of each language. Each child is to have a card. Have some spares for visitors.

Give out the cards. Help nonreaders discover the word on their card. Say: **When I say "go," I want you to walk around, calling out the language on your card. Form a group with others who have the same language.**

Debriefing

Allow response time as you ask: **How did you feel before you found someone else who "spoke" your language? What made it difficult to find your language?** (noise, confusion) **How did you feel when you found others "speaking" your language? Today, we will hear how the Holy Spirit helped some people learn about Jesus in their own language, and how they enjoyed worshipping together. Today's message teaches us that:**



THE HOLY SPIRIT HELPS US ENJOY WORSHIPING WITH OTHERS.

Say that with me.

You Need:

- sheet of paper per child
- markers/pencils
- scissors

B. Wind Machine

Give each child a piece of paper. Leaving a 3-inch (7 cm) band at the top, have them make a fringe by cutting long strips about half an inch (1 cm) apart. Write the memory verse on the top band. Children who finish first may like to decorate their wind machine. Say: **As I point to you one by one, I would like you to shake your wind machine gently by holding it at the top.** Allow time, then say: **Now let's all shake our wind machines together.** Save these for use later today.

Debriefing

Allow response time as you ask: **What was the difference between one wind machine shaking and all the wind machines shaking at the same time? In our story today we will hear how God sent a great wind when the Holy Spirit came to the disciples and some other believers. Today's message teaches us that:**



THE HOLY SPIRIT HELPS US ENJOY WORSHIPING WITH OTHERS.

Say that with me.

Prayer and Praise

Any
Time



Fellowship

Report the students' joys and sorrows (pleased and troubled) as reported to you at the door (as appropriate). Allow time for sharing experiences from last week's lesson study and review the memory verse. Acknowledge any birthdays, special events, or achievements. Give a special warm greeting to all visitors.



Suggested Songs

- "Father, I Adore You" (*Sing for Joy*, No. 21)
- "Holy, Holy" (*Sing for Joy*, No. 6)
- "The Family of God" (*Sing for Joy*, No. 139)
- "I Have Heard Good News Today" (*Sing for Joy*, No. 33)
- "Praise Him, Praise Him" (*Sing for Joy*, No. 57)



Mission

Use a story from *Children's Mission*. Emphasize the community aspect of the story. We are all part of and can influence our community.



Offering

Say: **We bring our offerings as an act of worship to God. Our gifts will be used to tell others about His love.** In a short prayer, thank God that you can bring gifts to share His love with others. Use the offering box from last week.

You Need:

- offering box from Lesson 1



Prayer

Say: **We are learning about our community today. Our community includes the people who are closest to us—our neighbors, friends, relatives, church members, classmates. Not all of them know about Jesus. Think about someone in your community who may not know about God's love, and we'll ask Jesus to send the Holy Spirit to show you just the right time and place to share God's love with them.** Pray a simple short prayer.

2

Bible Lesson

You Need:

- man dressed in Bible-times costume
- flame-shaped pieces of paper (see p. 27)
- wind machines from Readiness B (optional)
- large fan (optional)
- small cubes of bread/fruit (optional)

Experiencing the Story

Invite a man to come and tell the story from Peter's perspective. When he says the words *Holy Spirit*, the children should shake their wind machines made in Readiness B. If you did not do Readiness B, instruct the children to take a deep breath and then blow out to make a wind sound when the *Holy Spirit* is mentioned.

Read or tell the story.

My name is Peter. I want to tell you what happened after Jesus went back to heaven. We stood looking up for a long time. I felt sad and yet excited because Jesus had promised to send us the **Holy Spirit**. He told us that when the **Holy Spirit** came, He would give us the strength and the power to tell others about Jesus, His death, and resurrection.

Jesus told us to wait in Jerusalem. I think other people were surprised. They thought that after what had happened at the Passover when Jesus was crucified, we would hide and be frightened of the priests and scribes. We were no longer afraid. Even I, who had denied knowing Jesus, was not afraid.

Every day we met to talk, study, and pray. We asked each other for forgiveness for unloving actions and selfish thoughts. We went to the temple and sang praises to God. Some of the believers did not have a lot of food, so we shared what we had with each other. [**Optional:** hand out small cubes of fruit/bread.] Most of the time we talked about the things Jesus had told us, and what He did when He was here on earth. Every day we grew closer to each other. We were really united in

our love for Jesus.

Ten days after Jesus had gone to heaven, it happened. More than 100 of us had met and were praying together. Suddenly there was the sound of rushing wind. It filled the whole house. [*Lead the children in shaking their wind machines. If possible, have a fan that can also blow across the room.*] For a few minutes we could actually see the wind. Then it turned into tiny, golden flames and glowed over the head of each person in the room. [*Place tiny paper flames on each of the children.*]

Suddenly, we felt we had the confidence to share Jesus' love with everyone. We just could not wait. Everyone knew that this was the special blessing that Jesus had promised. Then the strangest thing happened. As we started to praise God out loud, we found we could speak different languages.

People in the street heard the noise and the commotion of the wind and wanted to know what was happening. It was the time of one of the Jewish festivals, and there were many visitors in Jerusalem. Before, we could not share the good news about Jesus because we did not speak their language. Now it wasn't a problem. We could speak their language clearly. They could hear the good news of Jesus' love and understand us.

I preached my first sermon that day, and 3,000 people were baptized. I knew that it was the **Holy Spirit** working through me to reach others. The **Holy Spirit** helped us to praise and worship God. Since then we have called the day that the **Holy Spirit** came the Day of Pentecost.

Debriefing

Allow the children to ask "Peter" their own questions. Then ask the children:

What do you think the disciples thought about while they were waiting for the Holy Spirit? Accept answers.

Why do you think Jesus told them to wait in Jerusalem? Why did the Holy Spirit not come immediately after Jesus went back to heaven? (The disciples needed time to prepare.)

What difference did the Holy Spirit make? One of the things that the Holy Spirit did was to help them enjoy worshipping together. The Holy Spirit does the same thing today. Remember our message:



THE HOLY SPIRIT HELPS US ENJOY WORSHIPING WITH OTHERS.

Memory Verse

Write the memory verse (see below) on two sheets of paper and place them where the children can see them.

Form two groups, facing each other, and have each repeat their phrase.

Group 1: How good and pleasant it is

Group 2: when brothers live together in unity!

Unison: Psalm 133:1

When each group knows their part, switch the groups and repeat. Finally, say the verse in unison.

Bible Study

Say: **In our lesson we heard how Jesus promised**

You Need:

- Bible
- two sheets of paper

You Need:

- Bibles

the Holy Spirit to His disciples and to the Christians who would come after them. Let's discover more about the work of the Holy Spirit, and what it does to help us today.

Form six groups and give a reference to each. Have each group read their text and report to the class what they learned about the Holy Spirit.

John 14:16 He is a Comforter (NOTE: KJV refers to Comforter, NIV says "Counselor.")

John 14:17 He is the Spirit of truth.

John 14:26 He will teach us all things, and will remind us of the things Jesus said.

John 15:26 He is the Spirit of truth and will testify (tell about) of Jesus.

John 16:13 He will guide us in truth, and tell us what is to come.

John 16:14 He will bring glory to Jesus.

Debriefing

Allow response time as you ask:

What does it mean to you to know that the Holy Spirit will be a guide? How does the Holy Spirit teach us?

(Through our study, through other people. Point out that Peter's sermon led 3,000 to be baptized.)

In what way does the Holy Spirit remind us of Jesus? The Holy Spirit is also with us when we worship and praise God. Let's remember our message:



THE HOLY SPIRIT HELPS US ENJOY WORSHIPING WITH OTHERS.

3

Applying the Lesson

You Need:

- simple puzzle (several may be needed for a large group)

Missing Piece

Provide the children with a simple puzzle. (It can be a picture that you have cut into different shaped pieces.) Before the children arrive, remove one piece and put it where it cannot be seen. Ask the children to put the puzzle together.

Debriefing

Ask: **Why can't you finish your puzzle?** (A piece is missing.) Give the children the missing piece. **What did you think when you realized a piece was missing? What do you think now**

that it's complete?

When Jesus went back to heaven the disciples were like the puzzle with a piece missing. Who was missing? We also have something missing if we do not have the Holy Spirit in our lives. What does the Holy Spirit do when He comes into our lives? Remind the children of the things you learned in the Bible Lesson. **Our message reminds us that:**



THE HOLY SPIRIT HELPS US ENJOY WORSHIPING WITH OTHERS.

Say that with me.

4

Sharing the Lesson

You Need:

- flame-shaped papers (see p. 27)
- art supplies

Worshiping Together

Plan an act of worship for next week. Practice a song for another Sabbath School group or for the main service.

Say: **Our message tells us that the Holy Spirit helps us to enjoy worshiping with others. Now that we have planned our act of worship, let's make an invitation to give to someone who might enjoy being with us next week.**

Have the children make flame-shaped invitations by cutting out the shapes, coloring them, and adding a sentence to invite people to hear their song.

Debriefing

Ask: **Who wants to tell who will receive their invitation? Whom can we ask to help us as we give the invitation? Can we ask the Holy Spirit to help the person to be open to accept the invitation? Why? Let's say our message together again.**




THE HOLY SPIRIT HELPS US ENJOY WORSHIPING WITH OTHERS.

Closing

Say: **Even though we cannot see the Holy Spirit, He is with us as a Counselor, Guide, and Friend. Let's pray together that He will always be with us.** Close with a short prayer.

For Lesson 2, pages 24 and 26. Experiencing the Story and Sharing the Lesson.



Flames of Fire

References

Acts 1:4–11; Acts 2; *The Acts of the Apostles*, pp. 35–46

Memory Verse

“How good and pleasant it is when brothers live together in unity!” (Psalm 133:1, NIV).

The Message

The Holy Spirit helps us enjoy worshiping with others.

Have you ever had to wait for something that you really wanted? Did time seem to drag, or did it fly by? Jesus promised His disciples that He would send them the Holy Spirit, but He didn't tell them when. He just told them to wait in Jerusalem. While they waited, time passed slowly. They wanted to tell others about Jesus, but something was missing.

Peter stood in the window. The bright morning sunshine warmed his face. *I wonder if it will happen today*, he thought. He turned around. He looked at his friends behind him in the big room. Some of them were praying together. Some were talking quietly. All of them were waiting. Waiting for what Jesus had promised.

“Do not leave Jerusalem. Wait for the gift I told you about,” Jesus had said. “In a few days you will be baptized with the Holy Spirit.”

That was one of the very last things Jesus had told His disciples before He went back to heaven. Peter would never

forget that day! One moment he had been listening to his beloved Jesus. The next, Jesus was just taken away! Taken away

to heaven! Peter and his friends had just stood there with their mouths open. And then suddenly two angels had been there beside them. “Don't stand staring up into the sky like that!” the angels said with smiles on their faces. “Jesus is going to come back again one day in the same way you saw Him go.”

And so Peter, and James, and John, and Mary (Jesus' mother), and Jesus' brothers, and the other believers were waiting. They weren't exactly sure what would happen. “When the Holy Spirit comes, you will be filled with power,” Jesus had said. But what did that mean?

Suddenly Peter grabbed the windowsill. What was that? The whole house filled with the sound of a strong, rushing wind! Peter's eyes opened wide in astonishment. What looked like flames of fire appeared in the room. Little flames touched each person. Everyone there was filled with the Holy Spirit. Everyone began to speak in other languages!

There were many strangers from other countries in the city that day. They had come to celebrate the Feast of Pentecost in Jerusalem. A huge crowd quickly gathered outside around the house. They had heard the roar of the mighty wind. And now they heard the people inside the house speaking in their very own languages! “How is it that these people can speak our languages?” they asked one another.

Peter stood in front of the crowd and began to speak to them. He told them about Jesus. He told them about Jesus' life. He told them about Jesus' death. He told them about Jesus' resurrection. “Turn away from your sins and be baptized in the name of Jesus!” Peter urged the crowd.

And 3,000 people did just that. And from then on, Peter became a mighty voice for God.



Daily Activities

Sabbath

- If possible, go with your family to a windy place. Stand and let the wind blow around you. Imagine what it was like when the Holy Spirit came with the wind.
- Read and discuss Acts 2:1–4 together.
- Pray that the Holy Spirit will help you understand more about Him this week.
- Sing together “We Are the Church, Everyone” (*Sing for Joy*, No. 143).

Sunday

- For family worship today, read and discuss Acts 2:5–11. See how many of the places mentioned in the text you can find on a Bible map.
- Pray that the Holy Spirit will help you find ways to talk to people in your community.
- Copy your memory verse and cut it up into a puzzle. Try to put it back together without looking at your Bible. What does the word *unity* mean?

Monday

- During family worship today, ask someone to help you find the modern equivalents of the places mentioned in Acts 2:9–11.
- Ask your family members to tell about a time when the Holy Spirit helped them. Pray that you will hear and listen when the Holy Spirit speaks to you.
- Although you cannot see the wind, count the number of times today you have seen the effect of it.

Tuesday

- During family worship ask your family to draw a picture of two ways that the Holy Spirit helps them. (Comforter, Helper, Teacher, Encourager,

Friend, etc.) Pray that the Holy Spirit will be with you everywhere you go.

- How many things around the house can you name that create wind? How does the wind remind you of the Holy Spirit? Sing a song about the Holy Spirit before prayer.

Wednesday

- During worship, ask your family to light a fire, if possible (inside or outside). Or light a candle. Look at the flames. How do they remind you of the Holy Spirit? Ask what reminds them most about the work of the Holy Spirit.
- Practice your memory verse puzzle.
- Pray that the Holy Spirit will show you how to tell others about Jesus.

Thursday

- During worship today think of something practical your family can do in your community to contribute to unity. Discuss together: How does the Holy Spirit bring unity? Pray for the Holy Spirit’s help in your “unity project.”
- Make a flag or banner with a symbol for the Holy Spirit. Hang it where the wind blows to remind you of the Holy Spirit.
- Try to find out how to greet people in at least three different languages.

Friday

- Make “flames” out of paper and, if possible, bring a fan or hair dryer to family worship. Greet your family in different languages. Ask your family to help you act out what happened on the Day of Pentecost. Use your paper flames and fan.
- Sing songs about the Holy Spirit. Pray that the Holy Spirit will be with your family as you worship in church tomorrow.