



GLOBAL RECORDINGS NETWORK
PO Box 899
SEVEN HILLS NSW 1730
AUSTRALIA
Phone: +61 2 98992211
Email: au@globalrecordings.net
Web: globalrecordings.net/au

Look, Listen and Live

Book 1

Beginning with GOD

Sunday School Lessons

from Genesis and Job

Look,
Listen & Live



Book 1
Beginning with GOD

Based on the Sunday School Lessons published by the AIC Sunday School Committee, Juba, Southern Sudan.

Adapted for general use by Global Recordings Network Australia, with permission of the Africa Inland Church, Sudan.

This lesson is for use with “Look, Listen & Live” picture book 1 from Global Recordings Network.

Copyright © 2001 by Global Recordings Network Australia. All Rights Reserved.

No part of this material (in printed text, recorded form or software files) may be changed, reproduced or distributed for profit, without permission of Global Recordings Network Australia.

CONTENTS

Lesson 1.....	How Everything Began
Lesson 2.....	Everything Man Needed
Lesson 3.....	Sin Begins
Lesson 4.....	The Results of Sin
Lesson 5.....	Noah, a Righteous Man
Lesson 6.....	The Flood
Lesson 7.....	The Rainbow - God's Promise
Lesson 8.....	The Tower of Babel
Lesson 9.....	Righteous Job
Lesson 10.....	A Time of Great Trouble
Lesson 11.....	Job Suffers
Lesson 12.....	Job is Restored
Lesson 13.....	Abraham Obeys God
Lesson 14.....	Lot's Choice
Lesson 15.....	Abraham Rescues Lot
Lesson 16.....	God's Promise to Abraham
Lesson 17.....	Ishmael is Born
Lesson 18.....	God's Promise Renewed
Lesson 19.....	Abraham Prays for Sodom
Lesson 20.....	God Tests Abraham
Lesson 21.....	A Wife for Isaac
Lesson 22.....	God Sends His Promised Son
Lesson 23.....	Jesus Died for Us
Lesson 24.....	Thomas Meets the Risen Jesus

INTRODUCTION

These lessons were written in response to some cries for help from young people who had been asked to teach in Sunday Schools. They are based on the Look, Listen and Live set of pictures (Book 1, red cover) published by Language Recordings International (formerly Gospel Recordings), whom we would like to thank for permission to use their material and encouragement to go ahead with the project. These pictures are an all important visual aid in the lessons. A reproduction of the main picture or pictures needed in each lesson has been printed at its beginning.

This book deals only with the lesson section of the Sunday School and each is planned to last about twenty minutes. The rest of the Sunday School time, composed of singing, prayer, Bible reading, quizzes and other activities, is left to the teachers to plan. We recommend that each lesson should end with a short prayer and song based on that week's teaching. The lessons are aimed at a fairly wide age range of children from 7 to 12 years.

When they were first tried out, the teachers wrote each lesson out week by week in an exercise book so they were purposely kept quite short. Some lessons have been expanded but the idea was to give a fairly brief but comprehensive outline for the teacher to fill out during their own preparation.

The aim printed at the top of each story directs the teaching of that lesson. To make the lessons suitable for children, we cannot teach the whole truth about God in each lesson. Instead the teacher should concentrate on one or two truths in each lesson so that children gradually come to know more about God.

The lesson is not meant to be read to the class from the book. It aims to be the teacher's walking stick and not a pair of crutches.

AIC Sudan Sunday School Committee.

TEACHER INSTRUCTION

READ THIS BEFORE EVERY LESSON

Teacher's Preparation

Ask yourself these questions:

1. Have you prayed and asked GOD to help you prepare the lesson?
2. Have you read the plan of the lesson and learned the aim?
3. Have you read the Bible passage and do you know the story thoroughly?
4. Do you have your pictures, objects, questions and other teaching aids ready?
5. Have you planned your revision step?

Revision

This is where you make strong the meaning of the lesson. Do not take longer than 4 minutes. Use some of these ideas or plan your own ideas.

1. Show the picture again and get the children to tell you the story.
2. Plan a quiz.
3. Tell the students again the aim of the lesson.

Lesson 1 How Everything Began

Picture 1

Aim

To teach that God made us and the world we live in.

Reading: Genesis 1:1-27

Memory Verse: Genesis 1:1

In the beginning God created the universe.



Lesson Plan

Introduction

Ask the class to name all the different things they can see around them; chairs, benches, trees, sky, people, etc. All these things had to be made by somebody. Who made them?

Main Points of the Lesson

1. God, the great Spirit who is everywhere and who knows all things, created everything around us. A carpenter may have made the benches and chairs, but God made the trees for the wood, and gave man the skill to do the work.
2. Ask the class to put their hands over their eyes. What do they see? Nothing. God, who is the all-powerful Spirit, created everything out of nothing. No one else can do that. The carpenter can make the bench, but he has to start with some wood.
3. *Show picture 1.* God created all the things you see in the picture. Point out the different objects and have the class name them.
4. Before God began His work of creation, everywhere was dark. God said, "Let the daylight come." When God spoke, there was daylight everywhere. God was very pleased with what He had created. On the first day there was light during the day and darkness during the night.
5. On the second day God gave the earth its shape, which is like an orange. (Show the class an orange.) He separated the earth from the sky.

In the same way describe what was created on the other days. Repeat, as the Bible does, that God was pleased with what He created. It was good.

6. On the third day the lands, seas, plants and trees were created.
7. On the fourth day the sun, moon and stars were created.
8. On the fifth day, birds and fish were created.
9. On the sixth day, animals and the first man were created. God breathed the spirit of life into the man, who was called Adam.

Teach Memory Verse

Keep picture 1 in front of the class as they learn the verse.

Our Response to the Story

God created the world for us to look after. How can we do this? Ask the class and give some examples yourself. Here are some suggestions:

- Plant two trees when you cut one down.
- Throw water you have finished with, on plants.
- Make compost out of vegetable peelings and ashes and leaves.
- Put rubbish, like broken glass and plastic, in a special place so no one will be cut by it.

Lesson 2 Everything Man Needed

Picture 2

Aim

To teach that God created Adam and Eve to live together with Him in a perfect world.

Reading: Genesis 2:7-25

Memory Verse: Genesis 1:27

God created human beings, making them to be like Himself. He created them male and female.



Lesson Plan

Introduction

Ask the class what they really need in order to live. Some of our basic needs are air, clean water and food.

Main Points of the Lesson

1. God made man out of dust and breathed life into him, 2:7.
2. God put Adam, the man He had made, into a beautiful garden, which had everything he needed, 2:8-14.
3. Adam's work was to look after the garden. It was a wonderful job, as everything grew well and in the right place. There were no weeds or thorns. Adam gave names to all the animals. None of them harmed each other or Adam. There was no fear. 2:15-17, 19, 20.
4. But there was no suitable helper or companion for Adam. The animals and birds could not be this completely, so God made Eve. Describe how God made her from part of Adam's body, 2:18,20-24.
5. Adam and Eve were happy together in the beautiful garden. *Show picture 2.* They did not wear clothes because they were not embarrassed by each other's bodies. They could speak with God like friends, and there was no sadness, evil or death in that perfect place.

Teach Memory Verse

Our Response to the Story

God created us to enjoy His beautiful world. Check up with the class whether they have begun to do any of the things in their compounds that were suggested in this section in the first lesson.

God gave us our bodies. With the class, make up two or three simple health rules that will keep the body fit and strong. The rules should be about body cleanliness, balanced diet, clean water, sufficient exercise, and sleep.

Lesson 3 Sin Begins

Picture 3

Aim

To teach that when Adam and Eve disobeyed God, sin came into the world.

Reading: Genesis 3:1-13; Isaiah 14:12-15

Memory Verse: Romans 5:12

Sin came into the world through one man, and his sin brought death with it. As a result, death has spread to the whole human race, because everyone has sinned.



Lesson Plan

Introduction

Talk about a time when you produced something perfect and very beautiful (or make up a story). It could be a perfect page of writing with no mistakes. Then something happened — a glass of tea was spilt on that page; all the writing ran and it was completely spoilt.

Main Points of the Lesson

1. Adam and Eve had been placed in a perfect garden by God. *Show picture 2.* Briefly review Lesson 2 by asking the class questions about the picture.
2. One day a visitor came to the garden. It was Satan disguised as a snake. He had been an angel of God but he had rebelled or turned against his creator. He wanted to become greater than God, so he was thrown out of heaven and became the enemy of God. Genesis 3:1; Isaiah 14:12-15.
3. God had told Adam and Eve they could eat the fruit of every tree in the garden except one — the tree of the knowledge of good and evil. If they ate that fruit they would die and lose their close friendship with God. Genesis 2:16,17.

Tell the story of Genesis in your own words. It will be very effective if the teacher acts the part of each one in the story.

4. Satan, disguised as a snake, said to Eve, “Did God really say you must not eat any fruit from the trees in the garden?” 3:1.

Eve said, “We can eat any of the fruit except from the tree in the middle of the garden. If we eat that we will die,” 3:2,3.

5. Satan said, “You won’t die. You will be like God if you eat it,” 3:4. Eve had to choose. She could believe what God said or what Satan said. They were completely different. She chose to believe Satan, as if God were a liar. But it is Satan who is always the liar. Eve looked at the fruit. She liked what she saw, so she ate it and gave some to Adam, 3:6,7. *Show picture 3.*

6. As soon as Adam and Eve ate they knew they had disobeyed God and had lost their close friendship with Him. They hid from God, 3:8-13.

Teach Memory Verse

This is a long verse. If the children are young, teach only the first half (up to “... death with it.”)

Our Response to the Story

Remind the class of the introduction story, when something perfect was spoilt. God created man perfect, but this friendship has been spoilt by disobedience. This is called sin. Finish the lesson with a story about a goat who would not keep with the herd, but ran off and therefore got lost. Sin means we have lost our way. We are trying to live our lives away from God. This is not how we were created.

Lesson 4 The Results Of Sin

Picture 4

Aim

To show the results of sin.

Reading: Genesis 3:14 - 4:16

Memory Verse: Romans 3:23

Everyone has sinned and is far away from God's saving presence.



Lesson Plan

Introduction

Tell the class to look around them (if they are sitting out in the open) or outside (if they are sitting in a building). Perhaps they can see where someone has tried to cultivate. Ask them what makes cultivation so difficult. (Weeds, lack of water, etc.) It is very hard work.

Main Points of the Lesson

1. Cultivation wasn't always hard like this. *Show picture 2.* God put Adam and Eve in a beautiful garden where all the trees and plants grew wonderfully, and produced abundant fruit. *Show picture 3.* By asking questions, briefly review the previous lesson. It is important to show that Adam and Eve sinned. They disobeyed God, so they had to be expelled from the garden, 3:21-24.
2. *Show picture 4.* Point out that Adam and Eve do not look very happy. Adam had to work hard to grow food. There were thorns and weeds and sometimes too much sun. All creation suffered when sin came into the world, 3:17-29.
3. Adam and Eve had two children called Cain and Abel, 4:1,2. Eve looks very tired in the picture. It is hard work having and caring for children. God said this would happen as a result of sin, 3:16.
4. The snake is in the picture too. God cursed the snake and condemned it to crawl along the ground and be the enemy of man, 3:14,15.
5. Cain and Abel grew up and were taught to worship God. But Cain thought he knew best and did not bring the right offering, so God could not accept it, 4:2-5.
6. Cain was proud and became angry. God told him to get rid of his anger and bring the right offering. Cain was too proud to admit his disobedience, 4:5-7.
7. Instead Cain became jealous of his obedient brother, and killed him. This made his situation worse, 4:8-16. He was sent away from God's presence.

Teach Memory Verse

Our Response to the Story

Disobedience, which the Bible calls sin, cuts us off from God's presence. Adam and Eve had to be sent out of the garden, and Cain had to be sent away. God is holy and perfect, so sin cannot come near Him. But God is a wonderful Father. He promised that one day He would send a Man, born of a woman, who would defeat Satan who caused us to sin. That Man is Jesus Christ, 3:15.

Finish the lesson with prayer, asking God's forgiveness, and thanking Him for sending His Son, Jesus Christ, to bring that forgiveness.

Lesson 5 Noah, A Righteous Man

Picture 5


Aim

To teach that God saved Noah because he was obedient.

Reading: Genesis 6:5-22; 7:1-3

Memory Verse: Hebrews 11:7

Noah obeyed God and built a boat in which he and his family were saved.



Lesson Plan

Introduction

Talk to the class about boats. Why do we need boats? What different kinds have the children seen? Who has been in a boat? What did it feel like?

Main Points of the Lesson

1. God gave orders for the first boat to be built. No one had ever seen one before. *Show picture 4.* After Adam's family, people on the earth became very evil. They forgot God and grew proud. They sinned, 6:5,12. Ask the class what sin is. Review the memory verses: Romans 3:23 and 5:12.
2. One man loved God. His name was Noah. God planned to destroy all the evil in the earth, but He would save Noah and his family, 6:8-13.
3. God instructed Noah to build a wooden boat. He gave careful instructions, 6:14-16. The class will be able to understand how large the boat was if the teacher can organize them to walk 137 metres to show its length and 23 metres to show its width.
4. The boat took Noah and his sons many years to build. During this time he preached to all the people (1 Peter 3:20), but no one would listen. They just laughed at him. They just would not believe that God would punish them for their sin. But Noah believed what God said, 6:17,18.
5. When the boat was finished, Noah was instructed to fill it with two of every kind of animal and seven of some special kinds. *Show picture 5.* He was to take in food also, 6:18-21; 7:2,3. Noah obeyed God in everything. His family and all the animals went into the boat even though there was no sign of rain. Noah knew that God would keep His word and punish sin.

Teach Memory Verse

Our Response to the Story

It is not easy to be obedient like Noah. The world pulls us the other way. It is difficult to be different. But God saved Noah, and God blesses obedience to Him. An example from the teacher's own spiritual life would be helpful at this point.

Lesson 6 The Flood

Picture 6


Aim

To teach that God, because He is holy, must punish sin.

Reading: Genesis 7:1-24

Memory Verse: John 3:36

Whoever believes in the Son has eternal life. Whoever disobeys the Son . . . will remain under God's punishment.



Lesson Plan

Introduction

Before Sunday school prepare a short play to act before the class. In it a mother warns a child to be careful not to touch a cooking pot. But the child takes no notice and knocks the pot over. The mother punishes the child.

Main Points of the Lesson

1. God warned the people on earth that their disobedience and evil ways would result in death. But only Noah listened and followed God's instructions. *Show picture 5.* Noah gathered his family and all the chosen animals into the boat he had built. God shut the door, 7:1-9,16.
2. The teacher could introduce some activity into the lesson at this point by marking off a certain area and calling it the boat. The children should then walk into that area in pairs, saying what animal they are, and sit down there. The teacher could be Noah.
3. After seven days the rain began to fall. Describe how the rain came, 7:10,11.

Show picture 6. This is a very sad picture. God always keeps His promises, which means He does what He says. But people will not believe Him.

4. The rain fell for 40 days and nights. Everything on the earth died, but the boat with Noah and his family and the chosen animals floated safely on the water, 7:17-23.

Teach Memory Verse

Our Response to the Story

Make a story or use an account of something that really happened which shows that disobedience brings punishment, if not now, then later. For example, children are warned not to play near the river or go there alone. But children are drowned every year in the River Nile because they ignore this rule. We need to follow the example of Noah who obeyed God.

God sent His Son to take the punishment we deserve. Obeying Him means life.

Lesson 7 The Rainbow - God's Promise

Picture 7

Aim

To teach that when God makes a promise, He always keeps it.

Reading: Genesis 8:1-22; 9:8-12

Memory Verse: Genesis 8:22

As long as the world exists there will be a time for planting and a time for harvest.



Lesson Plan

Introduction

Talk to the class about promises. Give examples of promises that have been made and kept as well as promises that have been broken.

Main Points of the Lesson

1. God made promises to Noah. He would be kept safe if he followed God's plan and built a boat for his family and some chosen animals to live in. *Show picture 5.* Noah obeyed God and he was kept safe in the boat. But everything else died. *Show picture 6.*
2. Noah and his family and the animals were shut up in the boat for many months. Had God forgotten them? The rain stopped, and after seven months the boat came to rest on some mountains, 8:1-5.
3. After eleven months in the boat Noah let out a raven, a large black bird that feeds on dead meat, 8:6.
4. Then Noah sent out a dove, but at first it did not find anywhere to rest. Describe what the dove did, 8:8-12.
5. A year after he had taken his family and the animals into the boat, Noah let everything out. The first thing Noah and his family did was to worship God. They thanked Him for keeping His promise. *Show picture 7.* They built an altar and made a sacrifice. God was pleased, 8: 13-19.
6. God promised He would never destroy the earth by water again. He promised there would always be planting and harvest. God gave Noah the sign of the rainbow to show that He would always keep His promise. We are reminded that God keeps His promises when we see the rainbow when the rain falls.

Teach Memory Verse

Our Response to the Story

Ask the class to look around them and say the names of different natural things that are one of the colours of the rainbow. These can remind us that God always keeps His promises. He does what He says.

Lesson 8 The Tower Of Babel

Picture 8

Aim

To show that man's pride separates him from God. Pride also separates men from each other.

Reading: Genesis 11:1-9

Memory Verse: Proverbs 11:2

People who are proud will soon be disgraced.

NOTE: The word Babylon has two meanings: (1) the court or gate of God, and (2) confusion. In English, "babble" means a noise without any meaning.



Lesson Plan

Introduction

Get the class to talk at once so there is a good noise! Stop them and ask if they could hear what everyone was saying. No! They could not because there was so much noise and confusion.

If it is possible ask the children to greet the class in their own language. Stop when you have had about six different languages. Ask the class if they could understand every language. Many people can speak several languages, but no one can speak all the languages of South Sudan.

Main Points of the Lesson

1. Today's story is about the coming of different languages. *Show picture 5.* Ask the class if they remember what Noah did. He obeyed God, built the first boat and saved his family from God's judgement.

Noah's family grew. They became many people but they all spoke one language, 11:1.

2. Men learned to bake bricks like we do today, and decided to build a city. The builders wanted to show how clever they were. They forgot it was God who had given them their building skills, 11:1-4.

3. God had to cut down their pride and limit their evil. He did this by mixing up their language so that they could not understand each other. *Show picture 8.* Point out the confusion and anger on the builders' faces, 11:5-7.

4. The work on the building stopped and the people spread out again to inhabit the earth as God had originally said, 1:28; 11:8,9.

Teach Memory Verse

Our Response to the Story

When a baby has just learned to walk he is very proud of his achievement. He will run off in one direction even though it may be into danger and refuse to come back. Someone has to go and collect him. We are often like that baby, very proud of ourselves. We want to be independent of God. But God did not make us that way. He wants us to have fellowship with Him by being obedient to Him.

Lesson 9 Righteous Job

Picture 9

Aim

To teach that God reigns.

Reading: Job 1:1-12

Memory Verse: Psalm 34:8

Find out for yourself how good the Lord is. Happy are those who find safety with Him.



Lesson Plan

Introduction

Ask the class what they think a man needs to have a happy life.

Main Points of the Lesson

1. Job is a man in the Bible who, when our story begins, lived a very happy life. First of all he was a good and honest man who worshipped God, 1:1.
2. Job had a family. He was married and had seven sons and three daughters, 1:2.
3. Job was a very rich man who owned large herds of animals and had many servants, 1:3.
4. Job had a very happy family who often met together and enjoyed holiday feasts, 1:4.
5. Job was a loving father. He made offerings to God on behalf of his family. *Show picture 9.* He wanted God to forgive if they had sinned, 1:6.
6. But one day in heaven, Satan came before God. God praised Job before Satan but Satan said that Job only worshipped God so that he could be rich, 1:6-11.
7. God knew that Job was a righteous man who only wanted to please Him. So God allowed Satan to take everything except Job's life away from him, 1:12.

Teach Memory Verse

Our Response to the Story

Many things that we do not understand happen in our lives. The teacher should give current examples of this. In the next three lessons we shall see how Job responded to the suffering in his life that he did not deserve and did not understand. Take courage. God is ultimately in control and He limits what Satan can do.

Lesson 10 A Time Of Great Trouble

Picture 10

Aim

To show that great suffering did not turn Job away from God.

Reading: Job 1:13-22

Memory Verse: Job: 1:21

Job said, "I was born with nothing and I will die with nothing. The Lord gave and now the Lord has taken away. May His name be praised!"



Lesson Plan

Introduction

Ask the class if they can remember some happy days in their lives. Perhaps they can also remember some sad ones.

Main Points of the Lesson

1. Job was a very happy man. *Show picture 9.* By asking questions about it, review the previous lesson. Bring out the fact that Job was a rich, honest and happy family man. He worshipped God without expecting any reward. He had many very happy days. But Satan was allowed to test him. There came one day in his life when much terrible news was brought to him.
2. Job's sons and daughters were having a feast together. A messenger came to Job's own home and told him that enemies had killed his servants and stolen all his donkeys and oxen, 1:13-15.
3. A second servant arrived with the news that lightning had struck all the sheep and the shepherds, 1:16.
4. A third servant came and told Job that a neighbouring tribe had taken his camels and killed their keepers, 1:17.
5. A fourth servant brought the worst news. A "haboob" (great wind) had destroyed the house his children were in and killed them all, 1:18,19.
6. Job accepted the bad news his servants brought. He did not punish the servants. It was not their fault. Nor was he angry with God. *Show picture 10.* Job was very sad as his actions show, 1:20-22.

Teach Memory Verse

Our Response to the Story

Trouble can often drive us away from God. But Job knew that God is sovereign and controller of all things, 1:21. Job's troubles brought him closer to God. Job is an example to us.

Lesson 11 Job Suffers

Picture 11

Aim

To show that God allows suffering to come to us and we may never know the reason for it.

Reading: Job 2:1-13, 4:1-11

Memory Verse: Job 5:17

Happy is the person whom God corrects! Do not resent it when He rebukes you.



Lesson Plan

Introduction

The students in the class will all know someone who suffers pain because of illness. Some people's suffering and pain makes them very bitter and unpleasant. Others seem to be able to draw on God's strength to endure their pain and so have a very close walk with God.

Main Points of the Lesson

1. Job suffered when all his children were killed and all his herds of animals were taken, but he did not get angry with God. *Show picture 10, 1:22.*
2. Satan saw that Job still honoured God. So he told God "If you hurt his body, Job will curse you." God allowed Satan to test Job again, but he was not to kill him, 2:1-6.
3. Satan brought a terrible skin disease to Job. He sat in the ashes outside his house and scraped his body with a piece from a broken pot. Even his wife told him to curse God and die, so that he would be free from his pain and misery. But Job refused. He would not take his own life because he knew God was still in control, 2:6-11.
4. Three friends came to see him. Job looked so terrible that at first they did not recognise him. They just sat silently with him for seven days and nights, which was a very good thing to do, 2:11-13.
5. But then Job's friends began talking to him. They were convinced that Job was suffering so much because he had done something very wicked and God was punishing him, 4:1-11. *Show picture 11.*

NOTE: All of the speeches of Job and his friends are in the form of Hebrew poetry.

6. Job knew all that had happened to him was not because he had been wicked. He still trusted God, 5:17.

Teach Memory Verse

Our Response to the Story

Job was never told why God allowed him this suffering. It was not a punishment. It drew him closer to God. In the last 40 years, war, famine and displacement from their homes has come to many people in Africa. This has happened to many Christians also. Despite this suffering the Christian Church has grown as it never has before in these areas.

Lesson 12 Job Is Restored

Picture 12

Aim

To show that God reigns. He allowed Job to suffer, but He brought Job many blessings afterward.

Reading: Job 38:1-4; 42:1-7

NOTE: In chapters 38-41 God reveals Himself to Job. Through reading them the teacher will glimpse a picture of the greatness of God. In this lesson use some of the examples of God's power in creation to show God taught Job.

Memory Verse: Job 42:2

I know, Lord, that you are all powerful, that you can do everything you want.



Lesson Plan

Introduction

If you are sick and go to the clinic, the doctor may order a blood test. A drop of blood is put under the microscope (a glass which makes something look much bigger). The laboratory technician can now see things in the blood which cannot be seen by the naked eye.

Main Points of the Lesson

1. Job was going through a lot of suffering and he did not know why. *Show picture 11.* Job was very sad and miserable. He wondered why he had been born, 3:11. His wife and friends were no help to him.
2. Then God spoke to Job. God showed that He alone knows all things. He is the creator. Man cannot understand God's amazing ways. God asked Job many questions about His creation which Job could not answer, 38:1-41. Job realised how great God is and was ashamed that he had complained, 42:3-6. Like the technician looking through the microscope at the blood, Job saw and learnt about some of God's hidden actions and wisdom.
3. God directed Job to pray for his friends. They had to ask God to forgive them. These four men had tried to convince Job he was suffering because he had done something very wicked. They were wrong. (See Lesson 11 numbers 5 and 6) 42:7-9.
4. Now God chose to bless Job; He made him well again and twice as rich as he was before. *Show picture 12.* Everyone came to a feast for him and brought him gifts, 42:10,11.
5. God continued to bless Job even more than He had before. He had seven more sons and three beautiful daughters. He lived to see many of his descendants, 42:12-17.

Teach Memory Verse

Our Response to the Story

Job is an example of patient trust in God in suffering and in blessing. He knew that God wanted what was best for him.

We must remember that God loves us and controls all things. He only wants what is best for those who honour Him.

Joni lives in America. When she was 17 she had an accident and for over twenty years she has not walked or used her hands. She has learnt many things like typing, driving a car, painting beautiful drawings and pictures by holding a stick in her mouth. She has had to learn to trust God and to be very patient through all her suffering. She has said that her great handicaps have deepened her love for God.

Lesson 13 Abraham Obeys God

Picture 13

Aim

To show that obedience to God keeps us under God's care.

Reading: Genesis 12:1-20; 13:1-4

Memory Verse: Hebrews 11:8

It was faith that made Abraham obey when God called him to go to a country God had promised to give him.



Lesson Plan

Introduction

Ask the class what you do to prepare to go on a journey. Encourage answers like these: prepare your clothes; say goodbye to your family and friends.

Main Points of the Lesson

1. Abraham was a man who probably lived about the same time as Job. He first lived in a big town. He had a wife named Sarah but had no children. They were very wealthy and comfortable. Abraham was not expecting to go off on a journey, but one day God told him to leave his home, 12:1.
2. When you leave home people ask you where you are going. But Abraham (or Abram as he was called then) was not told by God the name of the place he was going to. He was only told God would show him the place. If Abraham obeyed God he would receive many blessings, 12:1-3.
3. So Abraham packed everything. *Show picture 13.* When he arrived in a country called Canaan along the eastern edge of the Mediterranean Sea, God told him this was to be his new land even though it was full of other tribes. Abraham thanked God by worshipping Him, 12:4-8.
4. Life was hard in the new land. There was a famine, so Abraham left to find food in Egypt. But this was not Abraham's land, and because he was frightened, he lied to the king about his beautiful wife Sarah. Describe how Abraham's disobedience led to trouble, 12:10-20.
5. Abraham returned to Canaan, the land God had promised him, and worshipped God, 13:1-4.

Teach Memory Verse

Our Response to the Story

God has promised us a new life and a place in heaven where He rules. But we must obey Him in order to receive His promises.

Lesson 14 Lot's Choice

Picture 14

Aim

To show how, as Abraham continued to trust God, he was able to settle a quarrel wisely.

Reading: Genesis 13:5-18

Memory Verse: Psalm 37:6

Give yourself to the Lord; trust in Him, and He will help you.



Lesson Plan

Introduction

Choose two teachers or two students who came early to class. Make up a little play about a quarrel. Practice it before class so you are ready to do it in front of the class at the beginning of the lesson.

- 1st person You have my pen!
2nd person Oh no I haven't. This one's mine.
1st person No it isn't. I saw you pick it up from my table.
2nd person . . .

Stop the play before a fight begins!

Ask the class what has been happening. There has been a quarrel about a lost pen.

Main Points of the Lesson

1. Abraham, who took his family to a new land, obeyed God's command. *Show picture 13.* Abraham and Lot (his nephew) were very rich. They owned large numbers of animals. They found there was not enough land for grazing all these animals. The herdsmen of Abraham and Lot began to fight over grazing land, 13:5-7.
2. Abraham, the older and wiser man, called Lot to discuss the problem. They needed to separate so that all the animals would have enough grazing, 13:4-9.
3. *Show picture 14.* Abraham let Lot choose where he wanted to go. Usually younger people give way to older ones. Lot chose the beautiful fertile valley of the River Jordan. There were cities to live in and life was easy. But the city of Sodom, close to where Lot lived, had many wicked men, 13:10-13.
4. Abraham stayed in the land of Canaan in a hilly, less fertile area. God honoured Abraham and promised him land and many descendants. But so far Abraham owned no land and had no children, 13:14-18.

Teach Memory Verse

Our Response to the Story

If we look around us we can see people who seem to have an easy life but who do not seem to worship God at all. They look for and find the easy way, like Lot. They have their reward. Abraham continued to trust God's promises. His life was not easy but he knew trust in God was the best way. It is still the best way.

Lesson 15 Abraham Rescues Lot

Picture 15

Aim

To show that Lot's friends led him into trouble but Abraham's holy life was honoured by God.

Reading: Genesis 14:8-24

Memory Verse: Psalm 34:15

The eyes of the Lord are on the righteous and His ears are open to their cry.



Lesson Plan

Introduction

Teach the class about friends. Some friendships are good and helpful. Others can have a bad influence on us.

Main Points of the Lesson

1. Lot lived in the valley of the River Jordan where kings or chiefs of tribes were at war with each other. It is not necessary to teach the different names of these rulers. They were evil men and as Lot lived near them he was caught up in the fighting and taken prisoner, 14:11,12.
2. A messenger ran and told Abraham about Lot's capture. Perhaps Lot deserved to get into trouble, as he had chosen to live in that bad area (Lesson 14). But Abraham went at once to rescue him, 14:13.
3. Abraham now showed he was a very good soldier as well as a good animal husbandman (keeper). He took over 300 of his armed men and marched them during the night to the place where Lot had been taken. He defeated the enemy kings and got back all the property and people they had taken, 14:14-16.
4. The king of Sodom led the other kings out to honour Abraham and reward him for saving the people. They wanted to give him many gifts, but Abraham refused. He would not accept even a sandal strap from them for himself. He would not be under obligation to evil kings, 14:17,21-24.
5. Another king also came to meet Abraham. His name was Melchizedek, King of Salem (Peace). He was a very different leader from the wicked king of Sodom. He worshipped God. *Show picture 15.* Melchizedek brought simple gifts of food and drink to Abraham and blessed him. Abraham respected Melchizedek and gave gifts to him, 14:18-20.

Teach Memory Verse

Our Response to the Story

Abraham and Lot had different friends. The people whom Lot mixed with were evil and led him into trouble. Abraham refused to accept gifts that evil people wanted to give him. Abraham's friendship with Melchizedek was one which honoured God. Melchizedek also taught Abraham that God had given him the victory, 14:20. The best friendships are like this.

Lesson 16 God's Promise To Abraham

Picture 16

Aim

To show that God is not in a hurry to fulfil His promises. His timing is always perfect.

Reading: Genesis 15:1-21

Memory Verse: Genesis 15:1

Do not be afraid Abraham. I will shield you from danger and give you a great reward.



Lesson Plan

Introduction

Ask if any member of the class has ever gone outside on a dark night when there was no moon and tried to count the stars. It is impossible. There are so many of them!

Main Points of the Lesson

1. God once told Abraham to go outside and count the stars. Abraham was feeling very sad even though he had won a great battle and rescued Lot (Lesson 15). He still had no children, and the heir of all his riches would be a servant. *Show picture 16.* Still God told him that his descendants would be like the stars in the sky — so many they could not be counted. Abraham believed God, 15:1-5.
2. God was pleased with Abraham and renewed the promise of the land, 15:6,7.
3. God made a special agreement or covenant with Abraham to show He meant what He had promised. God told Abraham to prepare a special sacrifice of a young cow, goat, ram, a dove, and a pigeon, cutting each animal in half, 15:8-11.
4. When the sun set, God put Abraham into a deep sleep. He told him about some of the things that would happen to his descendants in the future. Then God sent fire between the pieces of the sacrifice, which showed that He had accepted them, 15:12-20.

Teach Memory Verse

Our Response to the Story

Ask the class if there are times in their families when special agreements are made. Perhaps at the time of a marriage. God made this very special promise or agreement with Abraham. For many years, every time he looked up at the stars Abraham would remember God's promise. God would fulfil His promise at the right time.

We can read God's promises in the Bible. They are there for us to believe and act on. Then we too will please God and receive His promise just as Abraham did.

Lesson 17 Ishmael Is Born

Picture 17

Aim

To show that when we try to do things our own way, it may bring sorrow and suffering to many people.

Reading: Genesis 16:1-16

Memory Verse: Proverbs 3:6

Remember the Lord in everything you do, and He will show you the right way.



Lesson Plan

Introduction

Sometimes people are impatient. When they plant seeds they expect them to germinate in a day. Often children cannot wait, and dig them up to see what is happening.

Main Points of the Lesson

1. Abraham and Sarah had been married more than ten years but they still had no children. God had promised them as many descendants as there are stars in the sky. *Show picture 16.* Abraham believed God.
2. Sarah could not wait any longer. She arranged for Abraham to have a child by her Egyptian servant girl called Hagar, 16:1-4.
3. From the time Hagar became pregnant with Abraham's child there was no peace in the house. Hagar became proud, and despised Sarah who had not been able to have a child. Sarah was jealous of Hagar, 16:4,5.
4. Abraham did not stop the quarrels and they got worse. Finally Hagar ran away, 16:6.
5. God sent an angel to comfort Hagar. She would have a son who would be called Ishmael which means God hears. He told her that this son would have many descendants but that he would fight against all people. Ishmael became the father of the Arab people. Hagar returned to Sarah, 16:7-12.
6. *Show picture 17.* Hagar's baby was born and named Ishmael, but not everyone in the picture is really celebrating the birth of this child. Sarah, who had arranged it all, looks very unhappy, 16:15.

Teach Memory Verse

Our Response to the Story

Sometimes we try to do things in our own way. Sarah and Abraham did not wait for a son of their own in God's time. They became impatient and doubted God. Had He forgotten them? When we go our own way we may bring sorrow and suffering to many, as Abraham and Sarah did to all their descendants. We need to trust God and wait for Him to show the way ahead.

Lesson 18 God's Promise Renewed

Picture 18

Aim

To show how God kept another promise.

Reading: Genesis 18:1-15

Memory Verse: Genesis 18:14

Is anything too hard for the Lord?



Lesson Plan

Introduction

Ask two teachers, or train a few students who come to class early, to act a short play about visiting a home. One person is the owner of the house and the others come to visit. Act the greeting and the offering of refreshments. One visitor could bring some good news.

Main Points of the Lesson

1. Abraham had some very special visitors one day. It was very hot at midday and he was sitting outside his tent. Describe how Abraham greeted the visitors and invited them to take some refreshment, 18:1-5.
2. Abraham went to find Sarah and asked her to bake bread while he went to find the best meat and gave orders for its preparation, 18:6,7.
3. Abraham served the visitors, who asked about Sarah, 18:8,9. *Show picture 18.*
4. The visitors, who were God's messengers, gave Abraham some wonderful news. He and Sarah would have a son next year. God had first given this promise to Abraham twenty five years before, 18:10.
5. Sarah was listening in the tent and she laughed. Point to Sarah in picture 18. She was well past the age of child bearing. How could it happen? She was now 90 years old, 18:10-12.
6. A visitor asked why Sarah laughed. Did Sarah doubt God's power? God is all powerful and always keeps His promises. *Show picture 16* and remind the class of God's covenant with Abraham. This baby would be a miracle from God. But Sarah was afraid and denied that she had laughed even to herself. She found it hard to believe this promise from God. When Abraham's and Sarah's son was born, he was called Isaac which means laughter, 18:13-15.

Teach Memory Verse

Our Response to the Story

Make up a story about how you kept a promise to someone even when it was difficult to do. Or how someone kept a promise to you that you did not think he could keep. God always keeps His promises.

Lesson 19 Abraham Prays For Sodom

Picture 19

Aim

To show that God is merciful, but He must judge sin.

Reading: Genesis 18:16-33; 19:1-29

Memory Verse: Genesis 18:25

Will not the Judge of all the earth do right?



Lesson Plan

Introduction

Ask the class to put up their hands if they had visitors in their homes this week. What did the visitors come for?

Main Points of the Lesson

1. *Show picture 18.* God's messengers visited Abraham and brought some good news. They said Abraham and Sarah would have a son of their own. But they also brought some sad news. It was so sad they wondered if they should even tell Abraham, 18:17.
2. Abraham accompanied these visitors a little way on their journey. *Show picture 19.* They could see the city of Sodom, and while two of them walked on to it, the chief messenger stayed to talk with Abraham. He spoke about the city of Sodom, which had become so wicked that God said he would destroy it, 18:21,22.
3. Abraham remembered that Lot lived near the city and so he talked and prayed about it.

The teacher can act the different parts in the story:

Abraham: Lord, if there are fifty people who follow you in Sodom will you still destroy it?

Special Messenger: No, Abraham. If I find fifty people out of all the people there who are righteous and who obey my commands, I will save the whole city.

Abraham: Lord, suppose there are only 45 people . . .

and continue on through 40, 30, 20 and 10. (Children love to listen to repetition.)

God's answers showed that He wants to be merciful but He must judge sin. Sodom would be saved if there were 10 righteous people there, 18:23-33.

4. Two of the visitors went to Sodom, where Lot welcomed them to his house. But the town people behaved very wickedly. (Do not go into much detail here or the lesson will be very long.) 19:1-11.
5. The visitors warned Lot and his family to be ready to leave. Lot's sons-in-law refused to go. They did not believe judgement would come, like the people of Noah's time, 19:12-14. (Lesson 5)
6. At daybreak, Lot and his family were hurried away. Lot still wanted to delay. The city was destroyed. Lot's wife stayed too long and was killed, 19:17,23-26.

Teach Memory Verse

Our Response to the Story

God must punish sin but He wants to save us. Abraham asked God to save the city for the sake of 10 righteous people. God could not find even 10 so the special messengers took Lot and his family out of the city. God has sent us warnings in His Word, the Bible, Ezekiel 33:11. We need to listen and turn to God and away from evil.

Lesson 20 God Tests Abraham

Picture 20

Aim

To show that God tested Abraham. Abraham obeyed so God blessed him.

Reading: Genesis 21:1-8; 22:1-19

Memory Verse: Genesis 15:6

Abraham put his trust in the Lord, and because of this the Lord was pleased with him and accepted him.



Lesson Plan

Introduction

Ask children if their parents have ever asked them to do something very hard. Tell the children something you, the teacher, had to do that was very difficult.

Main Points of the Lesson

1. Abraham was asked by God to do something very difficult. Abraham and Sarah had one son, Isaac. He was very special. He was born when Sarah and Abraham were very old.

Show picture 18.

Sarah had laughed when she was told she would have a child, 18:10-12.

2. When Isaac was a young boy, God gave Abraham special instructions. Abraham loved Isaac very much. God asked Abraham to give Isaac back to Him as a sacrifice, 22:1,2.

3. Describe the preparations, the three day journey, Isaac's question and Abraham's answer, 22:3-8.

4. Abraham and Isaac prepared the altar. *Show picture 20.* Abraham prepared to sacrifice Isaac, 22:9,10.

5. God's angel told Abraham to stop, 22:11,12. Abraham loved and trusted God so much that he was able to give to God Isaac whom he loved.

6. Abraham was directed to sacrifice a sheep instead, 22:13,14.

7. Abraham had obeyed and God promised him great blessing, 22:15-18.

8. Abraham and Isaac travelled back home, 22:19.

Teach Memory Verse

Our Response to the Story

Show picture 20 again. God loved us so much that He gave His Son Jesus to be a sacrifice for us. One of Jesus' names is Lamb of God. God wants us to do exactly what the memory verse tells us Abraham did.

Lesson 21 A Wife For Isaac

Picture 21

Aim

To show that God guides us when we trust Him.

Reading: Genesis 24:1-31; 24:50-67

Memory Verse: Genesis 24:27

Praise the Lord ... who has faithfully kept His promise.



Lesson Plan

Introduction

Ask the class to tell you about the preparation a family makes for a wedding.

Main Points of the Lesson

1. Abraham was now a very old man, and his son Isaac was still unmarried. So he called his trusted servant and told him to go and find a wife for Isaac. The servant had to travel a long way, back to the land Abraham had come from. Abraham did not want Isaac to leave the Promised Land. Nor did he want him to take a wife from the evil tribes around him. Abraham made the servant swear a special oath that he would follow these instructions. *Show picture 21*. Abraham also told the servant that God would guide him, 24:1-9.
2. The servant took ten of Abraham's camels loaded with gifts. He traveled to the city of Nahor and asked God to guide him to find the right wife for Isaac, 24:10-14.
3. A beautiful young woman named Rebekah came out of the city to get water. She willingly drew water for Abraham's servants and camels. The servant knew she was the right wife for Isaac, 24:15-21.
4. The servant discovered that Rebekah was the daughter of Abraham's brother. He praised God for guiding him and answering his prayer, 24:22-27.
5. Abraham's servant was welcomed into Rebekah's home and the marriage arrangements were made, 24:28-31, 50-61. The servant continually thanked God who had guided him.
6. So Rebekah became the wife of Isaac, 24:62-67.
7. Abraham died when he was 175 years old. All his life he had trusted God to guide him. God accepted Abraham and blessed him and his descendants.

Teach Memory Verse

Our Response to the Story

We can learn from the example of the servant who knew he could not carry out Abraham's instructions without God's help. So he prayed and then he continually thanked God for His guidance. Finally he told other people how God guided him. Share an example of God's guidance in your own life.

Lesson 22 God Sends His Promised Son

Picture 22

Aim

To show how God kept the promise He made when man first disobeyed Him, by sending His own Son into the world.

Reading: Galatians 4:4,5; Matthew 1:18-25; Luke 2:8-20

Memory Verse: Galatians 4:4

But when the right time finally came, God sent His own Son.



Lesson Plan

Introduction

Talk to the class about waiting for the right time for something to happen. A small child often finds it very hard to see his older brothers and sisters go off to school. He wants to go and cannot understand that it is not the right time for him to go yet.

Main Points of the Lesson

1. *Show pictures 2 and 3.* It was a very sad time when Adam and Eve obeyed Satan and had to leave the beautiful garden. But God promised He would send His Son at the right time to save mankind and defeat Satan, Genesis 3:15.
2. *Show picture 6.* God promised Abraham so many descendants that it would be as difficult to count them as it is to count stars in the sky. God's Son would be a descendant of Abraham, Genesis 12:3.
3. At the right time God sent His Son to the earth to fulfil all His promises. He came as a baby born to a young woman called Mary.
4. Mary was engaged to be married to a good man called Joseph. Joseph was concerned when he heard that Mary was pregnant. He was going to quietly call off their marriage until an angel spoke to him in a dream. He was told that God had given Mary this very special baby. This baby was God's own Son, Matthew 1:18-25.
5. When a baby is born the news goes around fast and people come to visit. When Mary had her baby in Bethlehem, shepherds were told by an angel. At first they were very frightened. Describe the angel's visit to the shepherds, Luke 1:8-14.
6. The shepherds hurried off to find the baby. *Show picture 22.* They told everyone what they had seen and praised God, Luke 1:15-20.

Teach Memory Verse

Our Response to the Story

The names of babies are very important. This baby was called Immanuel which means God with us. He was also given the name Jesus which means Saviour. God sent His Son to the world to keep His promise to save all people from their sins. Jesus came for each one of us — for you and me.

Lesson 23 Jesus Died For Us

Pictures 22, 20, 3, 23

Aim

To show that God sent Jesus to redeem us.

Reading: Galatians 3:13,14; John 18:12-14; 19:16-37

Memory Verse: Galatians 2:20

The Son of God loved me and gave His life for me.

Lesson Plan

Introduction

Ask the class what their most precious possession is. Show them yours or tell them about it — something that you would not like to lose.

Main Points of the Lesson

1. God sent His most precious Son to us on earth.

Show picture 22. Briefly review the previous lesson by asking questions about the picture. God fulfilled His promises.

2. Jesus grew to be a man. He taught the people the ways of God. He did many miracles to show He was from God. But men refused to believe in Him. The religious leaders had Him arrested and taken by the soldiers, John 18:12-14.

3. Jesus the Son of God was put to death by crucifixion, the most cruel way to kill anyone. The soldiers put Jesus on a wooden cross and nailed His hands and feet to it. Then they stood the cross up and let Him hang. The soldiers divided His clothes, His only earthly possessions, among themselves. One of the soldiers pierced His side with a spear to be sure He was really dead, John 19:16-17, 23-24, 31-37.


4. *Show picture 20.* When God tested Abraham by asking him to give Isaac as a sacrifice and Abraham obeyed, God provided a lamb in Isaac's place. Jesus, the Lamb of God, died in our place. *Show picture 3.* Adam and Eve disobeyed God. They sinned. We all sin. God sent Jesus to redeem us from our sin so that we can be forgiven and live with Him.

Teach Memory Verse:

Our Response to the Story

Tell a story about a boy who made a beautiful tin car. One day he lost it. Some weeks later he saw it in a shop. He went to tell the shopkeeper it was his. The shopkeeper said he could have it if he paid for it. The boy saved up and did buy it. Now he said the car was twice his. He made it and now he had bought it.

God made us. Jesus brought us back to God by dying for us. He redeemed us or bought us back to be God's people. Ask the class if they have thanked Jesus for what He has done.



Lesson 24 Thomas Meets The Risen Jesus

Picture 24


Aim

To show that we are saved from sin by believing in Jesus Christ the Son of God.

Reading: John 20:19-31

Memory Verse: John 20:29

Jesus said to him, "Do you believe because you see me? How happy are those who believe without seeing me!"



Lesson Plan

Introduction

Tell the class about some surprising news you once had. It was so surprising that at first you did not believe it. Make it an example of good news.

Main Points of the Lesson

1. Jesus' friends were very sad and frightened. Why?

Show picture 23.

Jesus had been crucified. But on the third day after His death Jesus rose to life. Death could not hold God's Son.

2. Describe how the disciples were together on the Sunday after Jesus was crucified. They were hiding. Suddenly Jesus was there with them. They could not believe it. Was it really Jesus? He showed them His hands and His feet and His side. Then convinced, they were so happy to see Him, 20:19,20.

3. Thomas was not with the other disciples and just could not believe the news. He would have to see the marks of the crucifixion on Jesus to believe He had really come alive again, 20:24,25.

4. A week later Jesus came again. Thomas was present. *Show picture 24.* Describe Jesus' words to Thomas and Thomas' reply. Thomas realised who Jesus is, 20:26-28.

5. Jesus also talked about the people in the future who would understand who He is. He said, "How happy are those who believe without seeing me." Jesus was speaking of us. We cannot see Him with our eyes yet. We know He died and rose again. It is by believing in Jesus that we are saved for everlasting life with God.

The memory verse tells us what to do.

Teach Memory Verse:

Our Response to the Story

Do not doubt, like Thomas, that Jesus is alive. Believe that Jesus is alive as He said. Thank Him for dying on the cross for you. Ask Him to be your Lord, as Thomas did.