

REFERENCES: LUKE 2:1-20; MATTHEW 2:1-12; *THE DESIRE OF AGES*, PP. 43-49, 59-67.

Baby Jesus Is Born

Memory Verse:

"I love you, O Lord." PSALM 18:1, NIV.

The Message:

We love Jesus.

Parents:

By the end of the month you can help your child

Know that we worship Jesus.

Feel love for Baby Jesus.

Respond by worshiping Jesus.



See mother with her new baby. New babies are so special.


See Joseph and Mary. They have traveled a long way. They want to rest.


"I'm sorry," says the man (*point to the innkeeper*), "all my rooms are full."

"But we have come a long way," Joseph says. (*Point to Joseph, then Mary.*) "And my wife will soon have a baby."

"Well, you could stay in the barn," answers the kind man. "I have some animals there, but it's warm and dry."









See the animals.
(Point to and
name the animals.)

See the manger.
(Point to the manger.)
The hay in the manger
is soft. It will make a
nice bed for a baby.

The barn will be a
good place to stay for
a while.

Soon Baby Jesus
will be born.




Let's put our baby on the soft hay in the manger," says Joseph. "You should rest a while." *(Point to Joseph, then to Mary.)*


Mother Mary looks at her new baby boy. She touches His curly, dark hair and His tiny ears. *(Touch Jesus' hair and an ear.)* She loves him so much!

"Come," says Joseph. "Come and rest now."









Some shepherds watch their sheep on a nearby hillside. (*Point to shepherds, then sheep.*) They have heard that Jesus will come to earth. When will He come? they wonder. Will He come soon? God's Word says He will.

The shepherds see a bright, shining star. (*Point to the star.*)

Where did the star come from? they wonder.



Suddenly an angel appears.

“Do not be afraid,” says the angel. (*Point to the angel.*) “I bring you good news. Jesus the Saviour has been born. You will find Him in the city. Look for a baby lying in a manger.”









Many more
angels
come. So many angels!
(*Point to the angels.*)

The angels sing a
beautiful song. Their
song fills the air.

*Glory to God
in the highest.
And on earth
peace to everyone.*

“We must go,” the
shepherds say to one
another. “We must go
to the city and look
for this baby.”



Thank You, God,”
the shepherds
pray. “Thank You for
sending Your Son to
this earth. Thank You
for sending Jesus to
be our Saviour. We
will tell everyone we
meet about Him.”

We can thank God
too. *(Pray a simple
prayer, such as the
following.)* Thank You,
God, for sending
Jesus to love us, to
save us, and to care
for us. We love Him,
and we love
You, too.





Do & Say

Roll both ends of a piece of paper together to look like a scroll. Decorate it and write “A Saviour has been born.” Talk about the shepherds.

Make paper or elastic headbands for the family. Attach paper or felt animal ears—cow, donkey, sheep, etc. Sing “Away in a Manger.”

Ride on a rocking horse. Talk about Mary and Joseph’s journey to Bethlehem.



Arrange stuffed toy animals in a corner. Count them and talk about Jesus’ birth.

Take a “donkey ride” to bed or naptime on the back of an adult (older children only). Talk about Mary and Joseph’s journey to Bethlehem.

Shine a flashlight on the ceiling of a darkened room. Follow the “star” to find Baby Jesus.

Wrap up a baby doll in strips of cloth. Sing a song about Baby Jesus. Thank God for Jesus.



Roll out cookie dough and use a star-shaped cookie cutter. Decorate with yellow icing and sprinkles.

Stuff a white sock with cloth scraps and glue cotton balls to it. Draw a sheep's face and ears. Talk about the shepherds who worshipped Jesus.

Buy plaster ornaments of the Nativity scene, stars, or shepherds, and paint them with finger paints.

Visit a Nativity scene and look at the straw. Touch it if possible.

Use blocks or pillows to make a stable. Place toy animals inside it. Sing "Away in a Manger."

Make a manger by shredding newspaper and putting it in a box. Use a doll for Baby Jesus. Sing "Away in a Manger."

Make a cardboard crown and decorate it. Write "Jesus Is King" on the front.



Have a birthday party for Jesus. Sing songs of praise to Him. Talk about a gift your child might give to Jesus.

Activity for Lesson 3

Jesus' Birth Finger Play

Thank You, God,

(Point upward.)

for the innkeeper

(Hold up pointer finger.)

who offered the manger

(Cup hands.)

to Joseph the father

(Hold one thumb up.)

and Mary the mother

(Hold other thumb up.)

of Baby Jesus,

(Place palms together, resting against one cheek.)

and for the angels that sang,

(Wiggle fingers.)

and the shepherds

(Count fingers.)

who came to the manger

(Cup hands.)

to worship Baby Jesus.

(Place palms together, resting against one cheek.)

Most of all, thank You, God,

(Point upward.)

for Baby Jesus,

(Place palms together, resting against one cheek.)

who grew to be a big man

(Open arms wide.)

who loves us all.

(Point to self, then to others.)

Copyright © by General Conference Corporation of Seventh-day Adventists®. All rights reserved.

Activity for Lesson 3

No Room Finger Play

Clop, clop, clop
went the donkey's feet,



(Pat hands on thighs to make
clapping sound.)

Clop, clop, clop
down the stony street.

Knock, knock, knock
went Joseph at the door.



(Make fist in knocking motion.)

No, no, no,
there's room for no more.



(Wag index finger from side to
side in "no" motion.)

Nod, nod, nod
went Mary's head.



(Nod head as if falling asleep.)

She was so tired,
she needed a bed.



(Place palms together as if pillow
under one cheek.)

"Wait, wait, wait!"
the innkeeper said.



(Hold hand up in "stop" motion.)

"You can use the stable
over there for a bed."



(Point thumb over shoulder in "over
there" motion.)

—Unknown

Additional Activity for Lesson 1

Don't Cry, Little Baby

JANET SAGE

JANET SAGE

Don't cry, lit - tle ba - by, don't cry, don't cry;

Je - sus loves you, Je - sus loves you; Don't

cry, lit - tle ba - by, don't cry, don't cry;

Je - sus loves you, Je - sus loves you.

© 1977 by Janet Sage. Assigned to the North American Division of Seventh-day Adventists®. All rights reserved. Used by permission.

Pianist: This lilting lullaby needs to flow along smoothly. Do not play it too slowly.

Leader: Once the children have learned the song, let them rock little dolls in their arms. The song is useful in illustrations of helpfulness, kindness, and family relations. It is a piece that the little ones can relate to easily, and it will bring out their own little parental instincts. Mothers will find it useful for many everyday circumstances.

Additional Activities for Lessons 1 and 2

I'm a Little Helper

JANET SAGE

JANET SAGE

The musical score for 'I'm a Little Helper' is written in 4/4 time with a key signature of one sharp (F#). It consists of two systems of music. The first system has four measures with the lyrics 'I'm a lit - tle help - er, a help - er, a help - er, O'. The second system has four measures with the lyrics 'I'm a lit - tle help - er (for/like) Je - sus!'. The melody is in the treble clef, and the bass line is in the bass clef. The bass line features chords that change in the second system.

© 1990 by Janet Sage. Assigned to the North American Division of Seventh-day Adventists®. All rights reserved. Used by permission.

The Good Shepherd

International law precludes the inclusion of copyrighted lyrics and music for online publication.

Additional Activities for Lessons 1 and 3

Memory Verses Finger Plays

Lesson 1

I pray . . .



(Place palms together.)

that your health



(Make fists, put arms in air with elbows bent and flex muscles.)

is good.



(Jump.)

3 John 2



(Place palms together, then open as if reading a book.)

Lesson 3

I



(Point to self.)

love



(Cross arms over chest.)

you, O Lord.



(Point to heaven.)

Psalms 18:1



(Place palms together, then open as if reading a book.)