

REFERENCES: GENESIS 30:22-24; 37:1-3; PATRIARCHS AND PROPHETS, P. 209.

# Joseph's New Coat

## *Memory Verse:*

“[Jesus] cares for you” 1 PETER 5:7, NIV.

## *The Message:*

God loves and cares for me.

## *Parents:*

By the end of the month, you can help your child

**Know** that God cares for them.

**Feel** secure because God loves them.


**Respond** by thanking Jesus and God for gifts of love and care.



*See the pretty gift. Who is giving special gifts today? God is! He gives good gifts every day. In the Bible story, Joseph gets a gift.*

Daddy Jacob is happy. (Point to the father.) Mother Rachel is happy. (Point to the mother.) They are happy because they have a new baby. (Point to the baby.) “Thank You, God, for Baby Joseph,” they pray. “Joseph is God’s gift to our family.” (Whisper in child’s ear.) You are God’s gift to our family.











See Joseph walk.  
Joseph is growing big. His daddy loves him. His mommy loves him. God loves him. God watches over him everywhere he goes.

Who loves you?  
*(Hug child; twirl around.)* God does!  
And I do! You are special to our family.  
*(Repeat hugs.)*

See Joseph. He is a big, big boy now. God goes with Joseph everywhere he goes.

See Jacob work. See the servants help. They make wool yarn. Pretty wool yarn for Joseph's gift. Joseph helps the servant make pretty wool yarn. Yarn in bright colors. (*Show colorful yarn.*)













See the pretty wool. (Point to colorful wool.) Comb the pretty wool. (Pretend to comb with open fingers.) Make a coat for Joseph.

Spin some wool yarn. (Rub hands together.) Weave the wool threads. (Weave right index finger over and under fingers of left hand.) Make a coat for Joseph.




Cutting, cutting.  
(Move fingers  
like scissors.) Make  
a coat for Joseph.

Sewing, sewing.  
(Make sewing motions.)  
Sew the pretty cloth.  
Make a coat for Joseph.  
A coat of bright colors  
for Joseph. (Point to  
colors.)













See the new coat.  
See all the bright  
colors in the coat. The  
coat is for Joseph.

“Thank you, thank  
you, Father,” says  
Joseph. “I like my  
new coat.”

“Joseph is not a  
king,” his big brothers  
say. “The coat is too  
good for Joseph!”

But God is with  
Joseph.



**H**op, Joseph!  
Hop and  
twirl! Hop in the  
new coat. A coat fit  
for a king. A gift of  
love for Joseph. God  
will go with Joseph.

*(To child.)* What  
do you have that is  
special? *(Hop and  
twirl for a gift the child  
names.)* Thank You,  
Jesus, for special gifts.  
Go with us every-  
where we go today.







# Do & Say

Look for pictures of lambs and sheep. Help your child count them. Make sheep sounds. Thank Jesus for woolly sheep.

Sing the memory verse song you learned in Sabbath School. (See page 61.)

Gather the family's sweaters and/or coats. Help your child name the colors. Let your child decide whose is the most colorful.



Go to a petting zoo or farm and touch real sheep.

Let your child look through their Sabbath clothes. Which item does he or she like best? Ask: What color is it?

Place items to represent gifts from Jesus (food, shoes, toy stuffed animals, etc.) in a gift-wrapped box. Let your child remove one at a time and name them. Thank Jesus for each gift.



Let your child add the soap to your laundry water.



Let your child feel cloth or clothing that has different textures and tell how they feel. Include wool, if possible.

Help your child grow like a plant. Squat down low and slowly stand up to grow tall as you spray water from a spray bottle.


Visit a clothing store and give your child some choices. Let him or her select one colorful item.

Talk about and count on your child's fingers gifts from Jesus (family, friends, food, clothes, home, pets, etc.). Thank Jesus for each one.

Help your child identify the colors of their Sabbath clothing.

Let your child help collect his or her clothing for washing. When they are clean, let your child help fold and put them away.

Jump, walk, run, lie down, sit. Each time say: "Jesus is with you when you \_\_\_\_\_."



Blow up two or three balloons. Have your child identify the colors.