


LESSON



New Friends

COMMUNITY

We treat each other with love.

References

Acts 2:42-47; 4:32-35; *The Acts of the Apostles*, pp. 70-76.

Memory Verse

"They shared everything they had" (Acts 4:32, NIV).

Objectives

The children will:

Know that God asks us to share what we have with others who need help.

Feel a desire and excitement to share with others.

Respond by willingly sharing with others in need.

The Message



God's children share what they have.

Getting Ready to Teach

The Bible Lesson at a Glance

The apostles are spreading the good news about Jesus in Jerusalem. Many new believers have come from far away and have stayed to learn more about Jesus. Many of them are running out of food and money. The Christians in Jerusalem share what they have with the new believers. No one has needs, because everyone is taken care of. One family shares their food with new believers who have come a long way to learn about Jesus.

This is a lesson about community.

Sharing is a concept to which all children can relate. They share with their siblings, their parents, neighborhood children, and others. In a Christian community people happily share what they have with others.

Teacher Enrichment

"This liberality on the part of the believers was the result of the outpouring of the Spirit. The converts to the gospel were 'of one heart and of one soul.' One com-

ONE

Program Outline			
LESSON SECTION	MINUTES	ACTIVITIES	MATERIALS NEEDED
Welcome	ongoing	Greet students at door; hear pleased/troubled	none
1 Readiness Options	up to 10	A. <i>Sharing Crayons</i> B. <i>Sharing Gifts</i> C. <i>Musical Toys</i>	Sharing Children pattern (see p. 150), paper, crayons stickers or other inexpensive gifts toys, cassette or CD player and recorded music or piano
* Prayer and Praise*	up to 10	See page 16. *Prayer and Praise may be used at any time during the program.	
2 Bible Lesson	up to 20	Experiencing the Story	pots, pans, bowls, spoons, baking dishes; empty food boxes; plates, silverware, napkins; duster; rags; broom; mop
		Bible Study	Bible
		Memory Verse	Bible
3 Applying the Lesson	up to 15	<i>Easy and Hard</i>	various items (see activity), bag, <i>Little Voices Praise Him</i> songbook
4 Sharing the Lesson	up to 15	<i>Food Share</i>	food to share, sealable plastic bags

mon interest controlled them—the success of the mission entrusted to them; and covetousness had no place in their lives. Their love for their brethren and the cause they had espoused, was greater than their love of money and possessions” (*The Acts of the Apostles*, pp. 70, 71).

“None should be content to feed on the bread of life without sharing it with those around them” (*Testimonies for the Church*, vol. 5, p. 606).

“In a special sense, Christ has laid upon His church the duty of caring for the needy among its own members” (*The Ministry of Healing*, p. 201).

Are you willing to share everything?

Room Decorations

Create the atmosphere of Palestine during the first century A.D.—dry, barren, and dusty. Use rocks, sand, or dirt to add to the landscape. Recreate a simple home by using either cardboard boxes or a wood frame, painted stone color. Set up the house either as a house front or as an open front with two side walls and a back wall. Include a bedroll in the corner, a cardboard box stove (with a circle cut out and with sticks inside, or with just a circle drawn on top), a simple bench or chair, and a table.

Teaching the Lesson

Welcome

Welcome students at the door. Ask how their week has been—what they are pleased/troubled about. Encourage them to share any experiences from last week's lesson study. Have them begin the readiness activity of your choice.



Readiness Activities

Select the activity most appropriate for your situation.

A. Sharing Crayons

You Need:

- Sharing Children pattern (see p. 150)
- paper
- crayons

In advance, prepare a copy of the Sharing Children pattern (see page 150) for each child, and have several crayons of each color. Seat the children at different tables in groups. Give each group crayons of only one color. Ask the children to follow your directions exactly: color the picture, using different colors (color the shirt blue, the grass green, the shoes brown, etc.), and they may start with any color. The only way for the children to complete the picture as you instructed is to share colors. If you have a small group of children, give each

child one color.

Debriefing

Allow responses as you ask: **What do you think about having only one color of crayon at your table? Were there enough crayons for everyone? How did you like sharing? How did you feel when someone shared with you? God loves it when we happily share with others. Our Bible story is about people who shared everything they had with others. They shared because they loved Jesus. Today's message is:**



God's children share what they have.

Say that with me.

B. Sharing Gifts

You Need:

- stickers or other inexpensive gifts

Give two items each to only half of the children. Ask them what they are going to do with both items. Some of the children will probably share; others may not. Allow time; then give gifts to the children with whom nothing was shared.

Debriefing

Allow responses as you ask: **What do you think about getting two things when others did not get any? How did it feel not to get anything? What did you think when someone shared with**

you? How did it feel to share with someone who did not get something? Is it important to share? Why? God loves it when we happily share with others. Our Bible story is about people who shared everything they owned with others. They were happy that they shared. Today's message is:



God's children share what they have.

Say that with me.

C. Musical Toys

Give a toy to each child. Say: **We're going to play a sharing game. Let's all sit in a circle and hold a toy. When the music is playing, pass the toy to the person next to you. Do it carefully. Keep passing the toys until the music stops. When the music stops, hold on to the toy you have, and say to the person who passed it to you, "Thank you for sharing."**

Debriefing

Allow responses as you ask: **How did you feel when you were being given toys?** (It was fun; happy.) **Did you want to keep any toy?** (varied answers) **We are God's children and God's children share with others. God loves it when we happily share with others. Our Bible story is about people who shared all they owned with others. They were happy that they shared, because they loved Jesus. Today's message is:**



God's children share what they have.

Say that with me.

You Need:

- toy for each child to hold
- cassette or CD player and recorded music or piano



NOTE: Prayer and Praise appears on page 16.

2

Bible Lesson

Experiencing the Story

You Need:

- pots, pans, bowls, spoons, baking dishes, etc.
- empty food boxes
- plates, silverware, napkins
- duster
- rags
- broom
- mop

As you tell the story, be prepared to stop for an activity in which the children will pretend to prepare a meal and clean house. Have the items in place. (Try to have an item for each child or help the children imagine that they have them.) Form two groups. Have one group sit near the cleaning supplies. Have the other sit near the cooking utensils.

To begin, say: **Let's pretend that we lived during Bible times. We have heard the apostles preach and know that they are telling many people about Jesus. And we can help them in a special way. Let's listen to find out what we can do.**

Read or tell the story.

"Do a good job now, little Deborah," Mama said with a smile. "We're going to have company for supper again tonight."

Deborah looked up. "Who is coming?" she asked.

"I don't know yet," Mama answered with a twinkle in her eye.

Mama pulled little Deborah onto her lap and kissed her rosy cheek. "I will explain it to you," Mama said.

"You know that the apostles are preaching the good news about Jesus all over our city. Hundreds of people are learning about Jesus every day," Mama began.

Deborah nodded.

"Well," Mama went on, "many of the new believers are from far away. They came to Jerusalem for the great feast. They heard the apostles and learned about Jesus, and now they want to stay here for a while and learn even more about Him. Some new believers from far

away have no more money. So we are helping them. We will share God's love with them by sharing our supper."

Deborah slid off Mama's lap. "I'd better hurry and finish sweeping," she said.

Mama mixed a batch of bread. She kneaded and pounded the dough and shaped it into loaves. She put the loaves in the oven. The wonderful smell of baking bread soon filled the house.

[Stop here and ask, "How can we help?" Have the children pretend to clean house and make bread. Allow a few minutes; then have the children sit down. Continue the story.]

There was a knock at the door. Mama's friend scurried in. "I have extra lentils," she announced as she put a heavy sack on the table. "I thought you might be able to use them," she smiled.

"That's a lot of lentils, Mama," little Deborah said.

"You're right," Mama agreed. She picked up the big sack and weighed it in her hands. "God is providing extra food. This will make lots of soup. God must be bringing lots of people to supper tonight," she said.

[Stop here and allow time for the cooking group to "make soup" while the other group cleans some more; then continue.]

"How is my beautiful family?" Papa's booming voice filled the house. He scooped little Deborah up and gave her a gigantic hug. He put an arm around Mama and hugged her, too. "That soup sure smells good!" Papa exclaimed, peering into the big pot. "You make the best soup in all of Jerusalem!"

"We're sharing our supper!"

Deborah exclaimed. She twirled across the floor. "We're sharing God's love with the new believers."

"I know," Papa said. He squatted down and held little Deborah's face between his hands. "I will get cleaned up, and then you and Mama and I will go to the place where the apostles are teaching. We will find hungry believers and bring them home and feed them. I'm glad to see you have everything ready."

"And while we eat we will talk about Jesus," Deborah said. "That's my favorite part!"

Debriefing

Allow responses as you ask: **What do you think that people who shared during the time of the apostles thought about sharing? How do you think the people who got the food felt?**

Why did the people share? (They loved God; so no one would be hungry or cold.) **What do you think they shared?** (food, houses, clothes, sandals)

They shared everything they had. Do you think it was easy or hard for them to share? (easy) Why? (They loved Jesus so much that they wanted to take care of the new believers.) **Do you want to share too? What do you want to share? Let's say our message together:**



God's children share what they have.

Bible Study

You Need:

Bible

Open your Bible to Acts 2:42-47 and 4:32-35. Point to the text and say: **This is**

where today's story is found in the Bible. Read the verses aloud, paraphrasing as necessary.

Debriefing

Allow response time as you ask: **What kinds of things were the apostles doing?** (miracles)

What did the believers do with all they had? (They sold some things and gave the money to people who needed help; they gave things to others.) **How many of their things did they share?** (everything) **Where did they meet every day?** (in the Temple courts) **What did they do every day?** (They ate together in their homes; praised God; prayed; told others about Jesus.)

Do you want to share what you have with others who need help? How can you do that? Remember . . .



God's children share what they have.

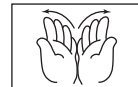
Memory Verse

Turn to Acts 4:32 and say: **This is where we find our memory verse in God's Word, the Bible.** Read the text aloud. **"They shared everything they had."** Then use the motions to teach the memory verse as outlined below.

You Need:

Bible

- They** Point to others.
- shared** Hands outstretched toward others.
- everything they had.** Arms outstretched.
- Acts 4:32** Palms together, then open.



PRAYER AND PRAISE



Fellowship

Report the students' joys and sorrows (pleased and troubled) as reported to you at the door (as appropriate). Allow time for sharing experiences from last week's lesson study, and review the memory verse. Acknowledge any birthdays, special events, or achievements. Give a special warm greeting to all visitors.

Suggested Songs

"Teach Us to Share" (*Little Voices Praise Him*, No. 242)

"Share With You" (*Little Voices Praise Him*, No. 277)

"Sharing" (*Little Voices Praise Him*, No. 278)

"Sharing Song" (*Little Voices Praise Him*, No. 279)

"We Are Sharing" (*Little Voices Praise Him*, No. 280)

Mission

Say: **God has children around the world. Let us listen closely to a story about one of God's children.** Use a story from *Children's Mission*.

Offering

Say: **God loves seeing us happily share our money with others who are in need. Giving money is one way we share with others.**

Prayer

Say: **Let's pray together. Children, please repeat after me: Thank You, Jesus, for helping us to happily share what You have given us. Amen.**

*Prayer and Praise may be used at any time during the program.

3

Applying the Lesson**Easy and Hard****You Need:**

- various items (see activity)
- bag
- Little Voices Praise Him* songbook

In a bag, place things that the children can share with others (food, toys, clothes, shoes, etc.). Let each child choose one item. Allow responses as you ask:

What do you have that you can share?

Have the children practice sharing with others while they sing "Sharing Song" (*Little Voices Praise Him*, No. 279).

Debriefing

Allow responses as you ask: **Do we share only what we have a lot of? Do we share even when we have only a little? Why? Is it hard or easy to share? What is hard for you to share? Why? God will help you share when it is hard. Let's say our message together again:**



God's children share what they have.

4

Sharing the Lesson**Food Share****You Need:**

- food to share
- sealable plastic bags

Plan some simple food for the children to prepare and take home in a sealable plastic bag. Examples of simple food: crackers with cheese, celery sticks

with peanut butter and raisins on top, or whatever is available in your area/country. Tell the children they will make one treat for themselves and one for someone else. They are to take both treats home, decide on someone to share with, and eat together at a time that is appropriate.

Debriefing

Allow responses as you ask: **What do you think about making some food for someone else? With whom will you share it? When? How do you think they will like the treat? Do you like making food to share? I am glad you are willing to share with others. Let's say our message together one last time:**



God's children share what they have.

Closing

Say a short prayer thanking Jesus that we can share what we have with others.

STUDENT LESSON

New Friends

References

Acts 2:42-47;
4:32-35; *The Acts
of the Apostles*,
pp. 70-76

Memory Verse

"They shared everything they had" (Acts 4:32, NIV).

The Message

God's children share what they have.

Do you like to have company come to dinner? A long time ago some people were just learning about Jesus. Let's imagine how one little girl and her family shared with them.

"Do a good job now, little Deborah," Mama said with a smile. "Company is coming to supper again tonight."

Deborah looked up. "Who is coming?" she asked.

"I don't know yet," Mama answered with a twinkle in her eye.

Mama sat and pulled little Deborah onto her lap and kissed her rosy cheek. "I will explain it to you," Mama said.

"The apostles are preaching the good news about Jesus all over our city. They are preaching with great power. Hundreds of people are learning about Jesus every day," Mama began.

Deborah nodded. She knew the apostles were telling everyone about Jesus.

"Well," Mama went on, "many of the new believers are from far away. They came to Jerusalem for the great feast. They heard the apostles and learned about Jesus, and now they want to stay for a while and learn even more about Him. Some are running out of money. So we are helping them. We will share God's love with them by sharing our supper."

Deborah slid off Mama's lap. "I'd better hurry and finish sweeping," she said.

Mama mixed a batch of bread. She kneaded the dough and shaped it into loaves. She put the loaves in the oven. The wonderful smell of baking bread

soon filled the house.

There was a knock on the door. Mama's friend scurried in. "I have extra lentils," she said, putting a heavy sack on the table. "I thought you might be able to use them," she said with a laugh as she left.

"That's a lot of lentils, Mama," little Deborah said.

"You're right," Mama agreed. She picked up the big sack and weighed it in her hands. "God is providing extra food. This will make lots of soup. God must be bringing lots of people to supper tonight," she said.

"How is my beautiful family?" Papa's booming voice filled the house. He scooped little Deborah up and gave

her a gigantic hug. He put an arm around Mama and hugged her, too. "That soup sure smells good!" Papa exclaimed, peering into the big pot.

"We're sharing our supper!" Deborah exclaimed. She twirled across the floor. "We're sharing God's love with the new believers."

"I know," Papa said. "I will get cleaned up, and then we will go to the apostles. We will find hungry believers and bring them home and feed them."

"And while we eat we will talk about Jesus," Deborah said. "That's my favorite part!"



Do and Say

Sabbath

Each day this week, read the lesson story, and use the following to review the memory verse:

TheyPoint to others.

sharedHands outstretched toward others.

everythingArms outstretched.

they had.

Acts 4:32Palms together, then open.


Sunday

Encourage your child to share the food they made in Sabbath School with someone. Or help your child make some simple food and share it with someone. Talk about how people in Jerusalem shared everything they had with those in need.

Monday

Help your child make a "good news" book. Cut a rectangle from newspaper, fold it in half, and glue white paper on the inside. Write "Jesus Loves You." Draw a picture to illustrate that. Share the "good news" book with someone.

At supper, pretend you are sharing your home and food with new believers.



Tuesday

Share a special food with your child. Ask: How do you feel when people don't share with you? How do you feel when people do share? Why does Jesus want us to share?



Wednesday

Invite someone new at your church to Sabbath dinner. Or let your child invite a friend to share food and toys.

Sing a sharing song together before prayer.

Thursday

Read Acts 2:42-47 and 4:32-35 together. Ask: What would it be like to be far away from home and have no food or place to stay? What can we share with someone in need?

Share the crayons as you color a picture with your child.

Friday

Act out the Bible story with your family. Include things you can share: food, blankets, clothing, etc.

Name and count the people with whom your family has shared good things this week. Pray for those people.