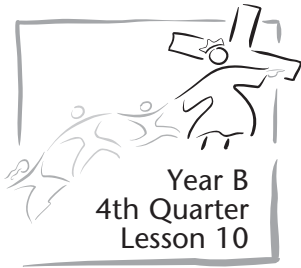


LESSON



God's Word

GRACE God's grace is His gift to us.

References

Acts 8:26-40; *The Acts of the Apostles*, pp. 107-109.

Memory Verse

"Let your word help me understand" (Psalm 119:169, ICB).

Objectives

The children will:

Know that the Bible is a gift from God that tells us about Jesus.

Feel excited about discovering what is in the Bible.

Respond by listening to Bible stories and retelling them.

The Message



God helps us understand His Word.

Getting Ready to Teach

The Bible Lesson at a Glance

A man from Ethiopia is reading a scroll with writings of Isaiah that describe Jesus' work but don't give His name. The man wants to know whom he is reading about. God sends Philip to tell the man all about Jesus. When the man understands how Jesus' life is described in Isaiah, he believes that Jesus is the Son of God, and he asks to be baptized. Philip baptizes him. Afterward Philip disappears, and the man continues his journey. He accepts God's gift of grace—salvation.

This is a lesson about grace.

It was God's grace that sent Philip to the desert road. It was God's grace that led Philip to share the good news of Jesus. It is God's grace that helps us understand what we read in His Word. God's grace is His gift to us.

Teacher Enrichment

"He [Philip] did not question the call, nor did he hesitate to obey. . . .

"This Ethiopian was a man of good standing and of wide influence. God saw that when converted he would give others

TEN

Program Outline			
LESSON SECTION	MINUTES	ACTIVITIES	MATERIALS NEEDED
Welcome	ongoing	Greet students at door; hear pleased/troubled	none
1 Readiness Options	up to 10	A. <i>Rainbow Colors</i> B. <i>Make a Scroll</i>	water, small baking/foil tray, small mirror, white paper, paper, scissors, sticks or dowels, glue, crayons
* Prayer and Praise*	up to 10	See page 103. *Prayer and Praise may be used at any time during the program.	
2 Bible Lesson	up to 20	Experiencing the Story	none
		Bible Study	Bible
		Memory Verse	Bible
3 Applying the Lesson	up to 15	A. <i>Bibles</i> B. <i>Understanding the Bible</i>	Bibles, flashlight slips of paper, pencil, flashlight, <i>Little Voices Praise Him</i> songbook
4 Sharing the Lesson	up to 15	<i>Bible Book</i>	Bible Book pattern (see pp. 157, 158), paper, crayons, scissors

the light he had received and would exert a strong influence in favor of the gospel. . . .

"This Ethiopian represented a large class who need to be taught by such missionaries as Philip—men who will hear the voice of God and go where He sends them. . . .

"The angel sent to Philip could himself have done the work for the Ethiopian, but this is not God's way of working. It is His plan that men are to work for their fellow men" (*The Acts of the Apostles*, pp. 107-109).

Do you eagerly search out truth for yourself?

Room Decorations

Make a bulletin board with pictures of things that God gives to us. Over the gifts write "God's Gifts of Grace."

Have a large map showing the road from Jerusalem to Gaza and Azotus, where the Spirit took Philip when he left the Ethiopian.

Use some rocks and sand to create a desert scene somewhere in the room.

Teaching the Lesson

Welcome

Welcome children at the door. Ask how their week has been—what they are pleased/troubled about. Encourage them to share any experiences from last week’s lesson study. Have them begin the readiness activity of your choice.



Readiness Activities

Select the activity most appropriate for your situation.

A. Rainbow Colors

You Need:

- water
- small baking/foil tray
- small mirror
- white paper

Put an inch of water in the baking tray, and lean a mirror against the side of the tray. Place the tray so the mirror catches the sunlight and it reflects on a sheet of white paper or a white wall. You will see a rainbow.

Debriefing

Allow responses as you ask: **What happened when the light was reflected through the water and the mirror? Can you see those colors all the time? What do you think made the difference? The mirror helps us see all the different colors in the sunlight. God’s grace is like a mirror that helps us understand what is in His book, the Bible. Today’s Bible story is about one man helping another understand what he was reading about Jesus. The message is:**



God helps us understand His Word.

Say that with me.

B. Make a Scroll

You Need:

- paper
- scissors
- sticks or dowels
- glue
- crayons

If you are making individual scrolls, you will need long strips of paper (6" x 12", or 15 cm. x 30 cm.) and two sticks or dowels for each child to glue to the ends of the paper. If you are making a group scroll, you will need a long strip of paper (1' x 6', or 30 cm. x 180 cm.) and two sticks or dowels. Say: **Let’s make a scroll. Scrolls were used by people in Bible times instead of books like we have today. God’s Word was written on scrolls. On your scroll (or part of the scroll), I want you to draw a picture of any Bible story you like.**

Debriefing

Allow responses as you ask: **About what story did you draw?** Be sure to affirm each child. Show a Bible and say: **God has put lots of wonderful things in His special book, the Bible. Who can help us read what is in**

the Bible? (moms and dads, Sabbath School teachers, pastors, etc.) **The Holy Spirit also helps us. The Holy Spirit is a special gift from God that helps us understand what the Bible says. Our Bible story today is about one man helping another understand what he was reading in a Bible scroll about Jesus. Our message is:**



God helps us understand His Word.

Say that with me.

PRAYER AND PRAISE



Fellowship

Report the students' joys and sorrows (pleased and troubled) as reported to you at the door (as appropriate). Allow time for sharing experiences from last week's lesson study and review the memory verse. Acknowledge any birthdays, special events, or achievements. Give a special warm greeting to all visitors.

Suggested Songs

- "Jesus Talks to Me" (*Little Voices Praise Him*, No. 51)
- "The Bible Is God's Word to Me" (*Little Voices Praise Him*, No. 52)
- "God's Best Gift" (*Little Voices Praise Him*, No. 145) - Second Verse
- "I Am So Happy" (*Little Voices Praise Him*, No. 199) - Tenth Verse
- "Wonderful, Wonderful" (*Little Voices Praise Him*, No. 226)

Mission

Say: **Many people don't know anything about the Bible or the wonderful things about Jesus. In our mission story we will hear how _____ learned about Jesus.** Use a story from *Children's Mission*.

Offering

Say: **Our offerings help others like _____ learn about Jesus and all the wonderful things He tells us in the Bible.**

Prayer

You Need:

- box
- black felt
- various "grace" items (see activity)

Cover a box with black felt to make a Bible book. Inside, place pictures or objects to represent God's gift of grace to us (animals, family picture, water, air, sunshine, flowers, trees, etc.). If possible, have enough so each child may take something from the "Bible." Say: **Grace is something God gives us just because He loves us. Jesus gives us lots of wonderful gifts of grace. Let's see what they are and thank Him for them.**

As each child selects an item, encourage them to pray "Thank You, Jesus, for (whatever they take out of the box)."

*Prayer and Praise may be used at any time during the program.

2

Bible Lesson

Experiencing the Story

Tell the children that when you say "Philip," they should clap once. When you say "the official," they should stomp their feet like horses. (Explain that an official is someone who is in charge of something.) Practice with the children before sharing the story. It helps to have an adult lead the actions.

Read or tell the story.

Philip [clap once] walked along the dusty road wondering why God had sent an angel to tell him to walk along the road from Jerusalem to Gaza. It was a hot dusty road. **Philip** [clap once] looked all about him. He wasn't too sure what he was looking for.

Soon **Philip** [clap once] saw clouds of dust in the distance. A chariot was coming. **The official** [stomp feet] in the chariot was reading out loud from a Bible scroll. **Philip** [clap once] smiled and called out, "Sir! Do you understand what you are reading?"

The official [stomp feet] shook his head and said, "No, I need someone to explain it to me."

"I can explain it," said **Philip** [clap once].

The official [stomp feet] invited **Philip** [clap once] to join him in the chariot and travel with him. While they rode along, **Philip** [clap once] told **the official** [stomp feet] all about Jesus. How Jesus came to earth as a baby and died for everyone's sins, but was now alive again and in heaven. He told **the official** [stomp feet] that Jesus would come back to take the people who believe in Him to heaven.

The man listened carefully. He believed the good news. Just then they saw some water, and **the official** [stomp feet] asked **Philip** [clap once] to baptize him.

They entered the water, and **Philip** [clap once] was happy to baptize him. When they came out of the water, the man couldn't see **Philip** [clap once] anymore. God's Spirit had taken **Philip** [clap once] away to another town where God wanted him to preach.

The official [stomp feet] was thankful that God had sent **Philip** [clap once] to help him understand about Jesus. He went on his way, and when he reached home, he told all his friends the good news about Jesus.

Debriefing

Allow responses as you ask: **How did God help the official understand what he read in the Bible scroll? How do you think the man felt when Philip explained the good news about Jesus? What did the official do when God's Spirit took Philip away? Where did God's Spirit take Philip?**

God sent Philip and the Holy Spirit to help the official understand what he was reading. That was God's gift of grace to them both. God will help us to understand His Word too. Do you remember our message? Let's say it together:



God helps us understand His Word.

Bible Study**You Need:** Bible

Open your Bible to Acts 8:26-40. Point to the text and say: **This is where today's story is found in the Bible.** Read the verses aloud, paraphrasing as necessary.

Debriefing

Allow responses as you ask: **Who told Philip where to go?** (an angel) **Who did Philip find?** (an Ethiopian official) **What was he riding in?** (a chariot)

What was the official doing? (reading the book of Isaiah) **What did Philip ask him?** ("Do you understand what you are reading?") **Who did Philip tell him about?** (Jesus)

What did Philip and the official do in the water? (Philip baptized the official.) **What happened to Philip after the baptism?** (The Holy Spirit took him to another place to preach about Jesus.)

Who helped Philip explain the scriptures? Who can help you understand the Bible? Remember . . .



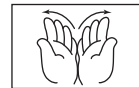
God helps us understand His Word.

Memory Verse

Turn to Psalm 119:169 and say: **This is where we find our memory verse in God's Word, the Bible.** Read the text aloud. **"Let your word help me understand."** Then proceed to teach the memory verse as outlined below.

You Need: Bible**Let your word**

Palms together, then open.

**help me**

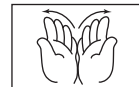
Point to self.

**understand.**

Point to your forehead.

**Psalm 119:169**

Palms together, then open.



3

Applying the Lesson

A. Bibles

You Need:

- Bibles
- flashlight

Show the children as many different Bibles as you can find; some old, new, family Bibles, different colors and covers, adult and children’s Bibles, etc. Let the children look at and touch them.

Say: **Although you may not read yet, you know that this is God’s Word, and we find it in many different versions and looks. The Bible says that God’s Word is like a light to guide us in our lives.**

Turn off the room lights, turn on the flashlight, and have the children follow you around the room with the flashlight guiding you. Then have the children sit down.

Say: **The Bible says that God’s Word is like a light to guide us in our lives. The Bible helps us to make good choices. God gave us the gift of the Bible because He loves us.**

Let’s read some Bible verses and see if we can understand what God wants us to know.

Find and read the following texts one at a time, and ask the children to tell you what they mean. Assist as needed.

Psalm 119:11 (Knowing God’s Word helps me keep from sinning.)

Psalm 119:105 (The Bible shows me how to live.)

2 Timothy 2:15 (If I know God’s Word, I won’t be ashamed of it.)

John 5:39 (Studying the Scriptures helps me know more about Jesus.)

Debriefing

Allow responses as you ask: **Did you know that there are many different versions of the Bible? Whatever your Bible looks like, or what color it is, or what version it is, it is still God’s Word for us.**

Because God loves us, He wants us to understand His Word. He has given us the gift of the Holy Spirit and parents and teachers and pastors to help us understand the Bible. They are like a light that leads us. And the Bible itself is like a light to help us know how God wants us to live. Let’s say our message together again:



God helps us understand His Word.

B. Understanding the Bible

You Need:

- slips of paper
- pencil
- flashlight
- Little Voices Praise Him* songbook

In advance, write some directions such as “stand up” or “smile” on slips of paper, one for each child. Give each child a slip of paper and ask them to do what is written on the paper. Do not offer help. Since most

kindergarten children can’t read, or can’t read well, they will be confused.

Debriefing

Allow responses as you ask: **Why couldn’t you do what was on the paper?** (They couldn’t read what was written; they didn’t understand.)

That reminds me of our Bible story today. The official didn’t understand what he was reading.

Sometimes even if we do know how to read, we may not understand everything. Who does Jesus give us to help us understand?

(Holy Spirit, parents, teachers, pastors)

Because God loves us, He wants us to understand His words. He has given us these gifts to be like a light to help us understand the Bible. The Bible says that God's Word is like a light to guide us in our lives.

Turn off room lights, turn on the flashlight, and have the children follow you around the room, using the flashlight to guide you.

Say: **The Bible says that God's**

Word is like a light to guide us in our lives. The Bible helps us to make good choices.

God gave us the gift of the Bible because He loves us. God's grace can help us understand the Bible so we can understand Him better. Isn't Jesus wonderful to us? Let's sing together "Wonderful, Wonderful" (Little Voices Praise Him, No. 226). Let's say our message together again:



God helps us understand His Word.

4

Sharing the Lesson

Bible Book

You Need:

- Bible Book pattern (see pp. 157, 158)
- paper
- crayons
- scissors

In advance, make a copy of the Bible Book pattern (see pages 157, 158) for each child. Fold it in half to make it open like a book. Let the children color the picture of Philip and the official and then cut out the book.

helped the official understand the Bible? (Philip) Who can you share your Bible Book with this week as you tell them about Philip and the official? God wants us all to understand the words in His Bible.

Encourage each child to decide and tell with whom they want to share. **Let's say our message together one last time:**



God helps us understand His Word.

Debriefing

Allow responses as you ask: **Who**

Closing

Say: **Today we heard how God used Philip to help the official understand what he was reading from the Bible scroll. Let's ask Jesus to help us understand what we hear from the Bible this week. Say: Thank You, Jesus, for giving us the Bible so we can understand You better. Amen.**

STUDENT LESSON

God's Word

References

Acts 8:26-40; *The Acts of the Apostles*, pp. 107-109

Memory Verse

"Let your word help me understand" (Psalm 119:169, ICB).

The Message

God helps us understand His Word.

Have you ever had someone read to you, but you didn't understand what they were saying? A long time ago an important man was reading God's Word, but he didn't understand it. Who could help him?

Philip had been preaching about Jesus in Samaria. After he returned to Jerusalem, God sent an angel to tell him, "Go to the road that leads from Jerusalem to the city of Gaza—the desert road."

Philip didn't know why he was to go there, but he went.

As Philip walked along that road, he saw clouds of dust in the distance. Chariots and riders were coming.

He saw servants and soldiers. The soldiers were guarding an important official who worked for the queen of Ethiopia. Philip could hear him reading out loud from God's Word, Isaiah 53.

Philip smiled. Now he knew why God had sent him there! God wanted Philip to talk to that important man. He would help him understand God's Word.

Philip ran up to the beautiful chariot. "Sir, do you understand what you are reading?" he asked the official.

The official looked up. "How can I understand?" he asked. "I need someone to explain it to me! Do you understand these words?"

Philip nodded. "I do."

So the official invited Philip into the chariot. "Please tell me," he said. "What do these words mean?"

As they traveled in the chariot, Philip

told the Ethiopian official the good news about Jesus. How Jesus, God's own Son, had come to this world as a little baby, had grown up, had died for everybody's sins, and had risen from the dead. Philip told the official that Jesus is coming back

to take people who believe in Him to live with Him in heaven.

The Spirit of God spoke to the official's heart, and he believed the good news.

The official looked around them. He stopped the chariot. "Here is water!" he exclaimed. "Why can't I be baptized right now?"

So Philip and the official walked into the water. And

there along the roadside Philip baptized him.

When the two men came up out of the water, Philip disappeared. The Spirit of God snatched him away to another town where the Lord wanted him to preach the good news.

The Ethiopian official returned to his chariot and continued on his long journey, full of joy and eager to tell all his friends the good news that Jesus had died to save him and everyone else who believes.

Who can help you understand the Bible?



Do and Say

Sabbath

Each day this week, read the lesson story and review the memory verse:

Let your wordPalms together, then open.

help mePoint to self.

understand.Point to forehead.

Psalm 119:169Palms together, then open.

Sunday

Encourage your child to share the Bible book they made in Sabbath School with someone this week and tell them how Philip helped the official understand the Bible. (Or fold a piece of paper in half, and write "Bible" on the front. Open it up, and have your child draw their favorite Bible story inside.)

Monday

Count and look at the Bibles in your house. Read a familiar verse to compare the different versions.

Have your child look in a mirror and describe himself/herself. Say: God's grace is like a mirror that helps us understand what is in His book, the Bible.

Tuesday

Let your child turn on a flashlight and lead you around your house. Talk about how God's Word, the Bible, is like a light that guides our lives. Sing a song about the Bible; then thank God for it.

Wednesday

Use lemon juice to write the memory verse on white paper. Help your child hold the paper near a light bulb and watch the words appear. Say: God helps us to understand difficult things. We can't see God, but we know that He is there.



Thursday

Read Acts 8:26-40 together. Ask: How did Philip help the official? Why did Philip and the official go into the water? Let your child "baptize" a doll in the bathtub. Talk about how someday your child will be baptized too.

Friday

Help your child make a food chariot for each family member. Cut the shape of a chariot out of a slice of bread. Add carrot circles for wheels, and carrot or celery sticks for the horse. Review the story as you eat the chariot together.

Ask your child a hard question; then explain it in simple language. Say: "Jesus will do the same for you."

Thank God for His gifts of understanding.

