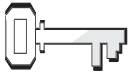


# Jacob's Journey Ends



### References

Genesis 29:1-14;  
*Patriarchs and  
Prophets*, p. 188



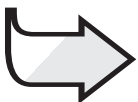
### Memory Verse

"We show that we are  
servants of God . . .  
by our kindness"  
(2 Corinthians 6:6, ICB).



### Objectives

The children will:  
**Know** that being  
kind in our own  
families helps us learn  
how to serve others.  
**Feel** a desire to  
help other people.  
**Respond** by discovering  
ways to meet  
people's needs.



### The Message

Being kind at home  
helps us learn how  
to serve others.

### Monthly Theme

Our families help us learn how to serve others.

### The Bible Lesson at a Glance

Jacob has continued on his journey to find his mother's family and is nearing his uncle's home when he stops at a place where shepherds water their sheep. He inquires about his Uncle Laban and then meets Rachel, Laban's daughter. Jacob rolls away the stone from the well and waters Rachel's flocks, then tells her who he is. Rachel runs home to get her father, who hurries to greet Jacob and invites him home.

### *This is a lesson about service.*

Principles of service are first learned in the family, then are applied later as we work for others. Consider that Jacob recognized Rachel's need—to water her sheep—and, without being asked, met that need by rolling the stone away from the well and watering her sheep for her. Only then did Jacob reveal who he was and why he was there. We, too, can introduce ourselves and our God to others as we help meet their daily needs.

### Teacher Enrichment

"Parents should keep the atmosphere of the home pure and fragrant with kind words, with tender sympathy and love" (*The Adventist Home*, p. 434).

The watering custom of the shepherds from the north was different from what Jacob was used to. These shepherds waited until all had gathered their flocks near the well before they began drawing water for the sheep to drink. The stone well-covering was so heavy that it needed many strong hands to remove it. This was a way of protecting their water rights. But Jacob himself, displaying incredible strength, removed the heavy stone to water Rachel's sheep. He was demonstrating thoughtful kindness toward his relative. (See *The New Manners and Customs of Bible Times* [Chicago, IL: Moody Press, 1987], pp. 134, 135.)

While we usually think of shepherds as men, it is noted that Rachel was a shepherdess. It was the custom that everyone, including young girls or women, work for the benefit of their families in whatever capacity needed. Even those from wealthy families were expected to help. Honest labor was not beneath those of high class. Every family member was to contribute to the needs of the whole family. (See *The SDA Bible Commentary*, vol. 1, p. 386.)

## Room Decorations

Use outdoor scenery such as trees, bushes, flowers, etc. Large stuffed toy animal sheep or sheep cutouts can be placed around. Set up a small tent in a corner, or drape a sheet over chairs or a table, or pin the ends of a sheet to the wall to make a canopy. If room, place a small table with a piece of pottery on it, a stool, and mat inside the tent.

## Program Overview

### Lesson Section

### Minutes

### Activities

### Materials Needed

Welcome

ongoing

Greet students at door; hear pleased/troubled

none

**1**

Readiness Options

up to 10

A. *Helping Habits*  
B. *Make-a-Sheep*  
  
C. *Sheep-Sheep-Goat*

none  
empty thread spools, chenille wires or pipe cleaners, cotton balls, liquid glue  
none

**Any Time**

Prayer and Praise\*

up to 10

Fellowship  
Songbook  
Mission Offering  
Prayer

none  
*Sing for Joy*  
*Children's Mission*  
offering container  
none

**2**

Bible Lesson

up to 20

Experiencing the Story  
Memory Verse  
Bible Study

none  
none  
small cups, water, Bibles

**3**

Applying the Lesson

up to 15

*Kindness*

chalkboard or whiteboard, chalk or marker

**4**

Sharing the Lesson

up to 15

*Blueprint for Kindness*

paper, pencils

\*Prayer and Praise may be used at any time during the program.

# TEACHING THE LESSON

## Welcome

Welcome students at the door. Ask how their week has been—what they are pleased/troubled about. Review last week’s memory verse and encourage the children to share any experiences from last week’s lesson study. Have them begin the readiness activity of your choice.

1

## Readiness Activities

Select the activity most appropriate for your situation.

### A. Helping Habits

Ask for volunteers to act out a “helping habit” such as washing dishes, feeding a pet, sweeping or vacuuming, etc. The rest of the class guesses what they do.

### Debriefing

Allow responses as you ask: **How do you usually respond when your mom or dad asks you to do something? How do you feel when you do something helpful for someone without being asked? Our Bible story today is about Jacob and how he was kind to a family member he had never met. He must have learned kindness at home. Our memory verse tells us that “We show that we are servants of God . . . by our kindness” (2 Corinthians 6:6, ICB). Today’s message tells us that:**



**BEING KIND AT HOME HELPS US LEARN HOW TO SERVE OTHERS.**

Say that with me.

### You Need:

- empty thread spools
- chenille wires or pipe cleaners
- cotton balls
- liquid glue

### B. Make-a-Sheep

Provide help as needed as you give the children the following directions.

Say: **Put three chenille wires or pipe cleaners through the hole in the spool and twist the wires together at both ends of the spool. Bend two wires down at each end of the spool to make legs.**

**Now place two or three drops of glue on a cotton ball, then glue the ball to the spool. Add balls to cover the spool. Glue one ball to the neck wire and another to the tail. Cut and glue small paper circles on the “head” for eyes and ears.**

From *100 Crafts for Preschoolers* (Colorado Springs, CO: David C. Cook Publishing Co., 1989), Activity 8.

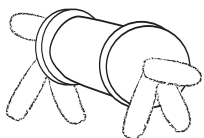
### Debriefing

Allow response time as you ask: **If you were a shepherd, what would you need to do to care for your sheep? Today’s Bible story is about how Jacob showed kindness to a shepherdess. Jacob learned to be kind in his own family. The Bible says: “We show that we are servants of God . . . by our kindness” (2 Corinthians 6:6, ICB). Our message for today is:**



**BEING KIND AT HOME HELPS US LEARN HOW TO SERVE OTHERS.**

Say that with me.



## C. Sheep-Sheep-Goat

Have the children, except one “shepherd,” sit on the floor in a circle. The “shepherd” walks around the outside of the circle, placing a hand on each person’s head as they call each child a “sheep.” When the shepherd comes to the person they want to be “it,” they say “goat” as they tap that person’s head. The goat then chases the shepherd around the circle until the shepherd sits down in the empty spot. If the “goat” tags the shepherd before the shepherd sits down, then the shepherd is still “it.” If the “shepherd” reaches and sits in the empty chair, the “goat” is “it.”

### Debriefing

Allow responses as you ask: **What is the difference between sheep and goats? Who takes care of both? Our story today is about Jacob helping a shepherdess. The Bible says that “We show that we are servants of God . . . by our kindness” (2 Corinthians 6:6, ICB). Today’s message is:**



**BEING KIND AT HOME HELPS US LEARN HOW TO SERVE OTHERS.**

**Say that with me.**

## Prayer and Praise

Any  
Time



### Fellowship

Report the students’ joys and sorrows (pleased and troubled) as reported to you at the door (as appropriate). Allow time for sharing experiences from last week’s lesson study and review last week’s memory verse. Acknowledge any birthdays, special events, or achievements. Give a special warm greeting to all visitors.



### Suggested Songs

- “A Happy Home” (*Sing for Joy*, No. 136)
- “Love at Home” (*Sing for Joy*, No. 137)
- “God Bless Families” (*Sing for Joy*, No. 138)
- “We Are Climbing Jacob’s Ladder” (*Sing for Joy*, No. 126)
- “We Are His Hands” (*Sing for Joy*, No. 129)
- “The Lord Is My Shepherd” (*Sing for Joy*, No. 48)



### Mission

Talk about how the children can be missionaries in their own homes by showing kindness, love, and helpfulness to family members. Share a story from *Children’s Mission*.



### Offering

Explain that their money helps send missionaries to teach and feed people who are hungry.

#### You Need:

- offering container



### Prayer

Pray that each child will feel the desire to help others as Jesus did.

# 2

## Bible Lesson

### Experiencing the Story

**When you say:** sheep  
**The children say:** baa

Also ask the children to cheer and clap when Jacob removes the heavy stone from the well.

#### Read or tell the story.

The morning after Jacob saw the angels going up and down the ladder, he continued on his journey to find his Uncle Laban. His was a long journey, about 450 miles altogether, and would take about three weeks of walking. Finally, Jacob neared the city of Haran. He hoped to find his mother's family there. He was glad that his journey was almost over.

On the outskirts of Haran, Jacob spotted a well. It was about noon, and three flocks of **sheep** were gathered there. "I wonder why these flocks of **sheep** are at the well in the middle of the day?" he said to himself. This well was different from those near Jacob's home. He saw that a huge stone covered the well's opening, and there were no troughs from which the **sheep** could drink. Jacob approached the well and spoke to the shepherds gathered there.

"My brothers, where are you from?" he asked.

"We're from Haran," one shepherd replied.

"Do you know a man named Laban who lives there?" Jacob questioned.

"Yes, we know him," the shepherds answered.

Then Jacob asked, "Is he well?"

"Yes, he is," replied one of the shepherds. "In fact, here comes his daughter, Rachel, with some of Laban's **sheep**." The man pointed toward a young woman leading a flock of **sheep**, still some distance away.

Jacob continued his conversation with the shepherds as he waited for Rachel to arrive at the well. "Tell me, why don't you water your **sheep** and then take them back to pasture since there is so much daylight left?" he asked.

"We can't," they replied. "It's our custom to wait until all of the flocks are gathered before the stone is removed from the well. Then all the animals can drink before we cover the well again," one of the shepherds explained.

While Jacob and the shepherds talked together, Rachel and her **sheep** arrived at the well. Jacob kindly went over to the well and rolled the heavy stone away from the opening. [*Cheer and clap!*] Then he led his Uncle Laban's **sheep** to the water and cared for them.

He spoke kindly to Rachel and said, "I am Jacob, and I am one of your relatives. I've come a long way to meet your family! Your father's sister, Rebekah, is my mother." Then he kissed his cousin. He was so grateful and glad to finally meet one of his relatives that he began to cry! His long journey was over. He was with family again.

"Please, wait right here!" Rachel said to Jacob. "I want to let my father know that you are here," she called over her shoulder as she ran toward home.

When Rachel told her father about Jacob, Laban hurried back to the well with her. "How wonderful to meet you, Jacob!" he exclaimed as he hugged his nephew and kissed him. "We're so glad you're here! Come, let's go home so we can visit!"

When Jacob reached Laban's house, he told his uncle all the news about the family he had left behind. He talked about his mother Rebekah, and how she had sent Jacob to be with Laban for a time. Uncle Laban welcomed his nephew Jacob into his home, and Jacob became a part of Laban's family.

You can serve others too. Jacob saw that he could help Rachel by removing the heavy stone from the well and watering the **sheep**. No one had to ask him to help. He showed courtesy and kindness when he removed the stone from the well.

### Debriefing

**What do you think Jacob has learned about helping others?**

**How do you think Rachel felt when a stranger helped her at the well?**

**Why was Jacob kind to her?**

**Is it nice to surprise someone with kindness? Has anyone ever done that for you?**

**What do you do at home to learn about being kind? Is it easy or hard? Why is it important?**

**Our message tells us about that.**

**Let's say it together:**



**BEING KIND AT HOME HELPS US LEARN HOW TO SERVE OTHERS.**

### Memory Verse

Have the children repeat the verse and the actions until they know it.

**We show that we are**      Point to self.

**servants**      Hands out, palms open as if serving something.

**of God**      Point upward.

**by our kindness.**      With palms facing inward, rotate hands in a circle.

**2 Corinthians 6:6** Palms together, then open.

### Bible Study

Give each child a small cup of water to drink, telling them to pretend it is from Jacob's well. Say: **Let's read about Jacob's well as it was used later in Jesus' time.** Have everyone find John 4:6-15 in their Bibles and take turns reading a verse.

### Debriefing

Allow response time as you ask: **Do you think this well was the same as the one in our story for today?**

**What kind of help did Jesus offer to the woman at the well? How were Jacob and Jesus alike as they met Rachel and the Samaritan woman?**

**Do you think the Samaritan woman and Rachel had any of the same feelings about being shown kindness by a stranger? What were their feelings?**

**Where did Jesus and Jacob first learn to serve others? Remember...**



**BEING KIND AT HOME HELPS US LEARN HOW TO SERVE OTHERS.**

### You Need:

- small cups
- water
- Bibles

### 3

## Applying the Lesson

### You Need:

- chalkboard or whiteboard
- chalk or marker

### Kindness

Ask students to think of ideas for showing kindness to someone at home this week. Encourage them to think of specific needs someone has such as playing with baby brother while Mom cooks supper, finding Grandma's glasses for her, helping Dad rake leaves, praying for someone who needs Jesus, etc.

Then write on a chalkboard or whiteboard in large letters: K I N D N E S S.

Ask students to use the letters on the board to think of ways they can help people. List their ideas vertically underneath the correct letter. For example, for "K" someone may suggest "kind words for my brother," or "knead bread for my mom." For "N" someone may suggest "nice words to Mom about dinner," etc.

### Debriefing

Allow response time as you ask:

**What do you think when someone shows you kindness, especially when it is just what you needed? Do you appreciate it when someone pays attention to your needs?**

**How will you show kindness this week to your family?**

**When you learn to be kind at home, do you think it will be easy to be kind to other people as well?**

**Is it sometimes easier to be kind to people we don't know than to those we live with? (yes) God can help us treat our family with kindness even though sometimes it's hard.**

**We can also share our kindness with others outside our family. We can introduce ourselves and our God to others as we show them kindness.**

**Let's say our message together again:**



**BEING KIND AT HOME HELPS US LEARN HOW TO SERVE OTHERS.**

# 4

## Sharing the Lesson

### Blueprint for Kindness

Give each child paper and pencil. Ask them to draw an outline of a house with the names of the people who live in their house written inside of it, or a floor plan of their house and write their family members' names in their bedrooms.

Have the children put these in their Bibles and take them home with them. This week they are to secretly do something helpful for each person in their house. When finished, they should make a check mark on that person's name.

### Debriefing

Allow response time as you ask:

**What do you think the people you show kindness to this week will think when something nice is done for them? How do you think they will react? Try to keep it a secret. Don't tell anyone what you have done.**

**Remember:**



**BEING KIND AT HOME HELPS US LEARN HOW TO SERVE OTHERS.**

### Closing

Say a short prayer, asking God to help all to see ways to show kindness to family members this week.

### You Need:

- paper
- pencils



## Jacob's Journey Ends

### References

Genesis 29:1-14;  
*Patriarchs and  
 Prophets*, p. 188

### Memory Verse

"We show that we  
 are servants of  
 God . . . by our  
 kindness"  
 (2 Corinthians 6:6,  
 ICB).

### The Message

Being kind at home  
 helps us learn how  
 to serve others.

*Think of a time when someone in your family helped you without being asked. What did they do for you? Did their kindness surprise you? Our story this week reminds us of something important—we learn how to serve others by being kind at home.*

The morning after Jacob saw the angels going up and down the ladder, he continued on his journey. He was going to his mother's brother, his Uncle Laban. It was a long journey, about 450 miles altogether. And it would take about three weeks of walking. Finally, Jacob neared the city of Haran. He hoped to find his mother's family there. His journey was almost over, and he was glad.

On the outskirts of Haran, Jacob spotted a well. It was about noon, and three flocks of sheep were gathered there. *Why are these flocks at the well in the middle of the day?* he wondered. This well was different from those near Jacob's home. He saw that a huge stone covered the well's opening. There were no troughs from which the sheep could drink. Jacob approached the well and spoke to the shepherds gathered there.

"My brothers,  
 where are you  
 from?" he  
 asked.

"We  
 come from  
 Haran," one  
 shepherd  
 replied.

"Do you  
 know a  
 man named  
 Laban who  
 lives there?"  
 Jacob  
 questioned.

"Yes, we know him," the shepherds answered.

Then Jacob asked, "Is he well?"

"Yes, he is," replied one of the shepherds. "In fact, here comes his daughter, Rachel, with some of his sheep. She is a shepherdess." The man pointed to a young woman coming toward them. Jacob looked and saw Rachel coming to the well. She was leading a flock of sheep, but was still some distance away.

Jacob continued talking with the shepherds. "Tell me, why don't you water your sheep and take them back to pasture?" he asked. "There is still a lot of daylight left."

"We can't," they replied. "It's our custom to wait until all of the flocks are gathered. When all are here, we remove the big stone from the well. Then all the animals drink, and we cover the well again."

While Jacob and the shepherds talked together, Rachel and her sheep arrived. Jacob went over to the well. He kindly rolled the heavy stone away from the opening. Then he led his Uncle Laban's sheep to the water and cared for them.

He spoke kindly to Rachel. "I am Jacob, and I am one of your relatives. I've come a long way to meet your family! Your father's sister, Rebekah, is my mother." Then he kissed his cousin. He was so glad to finally meet a relative that he began to cry! His long journey was over. He was with family again.

"Please, wait right here!" Rachel exclaimed. "I want to let my father know that you are here." Then she turned quickly and ran toward home.

An excited Rachel told her father about Jacob. Laban was amazed that Jacob had come so far. He hurried back to the well with her. "How wonderful to meet you, Jacob!" he exclaimed. He hugged his nephew and kissed him. "We're so glad you're here! Come, let's go home so we can visit!"



Laban led the way. Soon they reached Laban's home. There Jacob told his uncle about the family he had left behind. He talked about his mother Rebekah, and how she had sent Jacob to Laban. And Uncle Laban welcomed his nephew Jacob into his home. Soon Jacob became a part of Laban's family.

Yes, Jacob helped Rachel by removing the heavy stone from the well. And he helped her by watering the sheep. No one had to ask him to help. He showed courtesy and kindness to Rachel. Can you help others without being asked? By being kind to your own family, you learn to serve others. What will you do to serve others this week?

## Daily Activities

### Sabbath

- With your family, go to a place where sheep are kept. If possible, count the sheep. Ask your family: What do sheep need most? Or look at a book about sheep. What kind of care do they need? Thank God for the animals you enjoy.
- Share the lesson story with your family. Teach them the memory verse. (Use the motions learned in Sabbath School.)

### Sunday

- Read and discuss Genesis 29:1-3 during family worship today. Talk about the end of Jacob's journey. What did he see? Why do you think the well was covered?
- Look at the house drawing or floor plan made in Sabbath School (or draw one). Use it to remind you to show kindness to your family this week. Be sure to surprise them!

### Monday

- During worship today read and discuss Genesis 29:4-6. What did Jacob call the shepherds? What did he ask them? How did they reply? Did the shepherds know Jacob? Why do you think they talked with him?
- Make a paper with columns for "home," "school," and "neighborhood." For one week keep track of times someone did something kind for you at each of those places. Thank Jesus for people who are kind.

### Tuesday

- For worship today read and discuss Genesis 29:7 and 8. What did Jacob think the shepherds should do? Why didn't they do it? Do you always have to do things the way others do them? Why? Give an example.
- Ask Jesus to help you accept differences in others. Think of someone who is different from

you in some way and pray for them.

### Wednesday

- With your family, read and discuss Genesis 29:9-12. How did Jacob serve Rachel? How did Rachel serve Jacob?
- How were Jacob and Rachel related? How are you related to your aunt's or uncle's children? Think of some way you can show kindness to one of them this week.
- Sing "A Happy Home" (*Sing for Joy*, No. 136) or "Love at Home" (*Sing for Joy*, No. 137). Then thank Jesus for your relatives and ask Him to help you serve them with kindness.

### Thursday

- Read and discuss Genesis 29:13 and 14 for worship today. Why do you think Laban hurried to meet Jacob? What did he do when they met? What do you think Jacob and Laban talked about? Read verse 14 again. What did Laban mean?
- Trace around your foot on a piece of paper. Cut it out. Write on it one thing you can do using your feet to help someone. (Take out the trash; walk the dog; play with someone who doesn't have many friends; etc.) Do it tomorrow. Put the footprint by your bed so you will step on it to remind you in the morning.

### Friday

- For worship tonight act out the lesson story. Who will be Jacob and Rachel? Ask everyone who they would like to be. Review the memory verse together before prayer.
- Think of someone who needs Jesus' help and pray for them. Tell Jesus what you think they need. (to know He loves them; to get well; to trust in Him if worried; etc.) Ask Jesus to do what is best. Then thank Him for hearing and answering your prayers.