

HOSANNA!

Monthly Theme

Worship makes us joyful every day.

The Bible Lesson at a Glance

Jesus is nearing the end of His ministry. Soon He will be crucified. But first He enters Jerusalem in a rare display of pomp and honor. People praise Him as their Messiah, and the attention draws others to ask who He is. The Jewish rulers are jealous and tell Jesus to stop the praises, but Jesus responds by saying if the people didn't praise Him, the rocks would shout praises.

This is a lesson about worship.

Praising God for who He is and what He has done for us is worshipping Him. God appreciates our thankful hearts and recognition of His power and love. We can praise God anywhere—not just at church—and anytime by our uplifted thoughts of Him, our jubilant voices, our radiant faces directed toward Him, and our actions.

Teacher Enrichment

"Christ was following the Jewish custom for a royal entry. The animal on which He rode was that ridden by the kings of Israel, and prophecy had foretold that thus the Messiah should come to His kingdom. No sooner was He seated upon the colt than a loud shout of triumph rent the air. The multitude hailed Him as Messiah, their King. Jesus now accepted the homage which He had never before permitted, and the disciples received this as proof that their glad hopes were to be realized by seeing Him established on the throne" (*The Desire of Ages*, p. 570).

"Lazarus, whose body had seen corruption in the grave, but who now rejoiced in the strength of glorious manhood, led the beast on which the Saviour rode" (*The Desire of Ages*, p. 572).

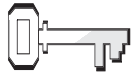
"From the multitudes gathered to attend the Passover, thousands go forth to welcome Jesus. . . . The priests at the temple sound the trumpet for evening service, but there are few to respond, and the rulers say to one another in alarm, 'The world is gone after Him' " (*The Desire of Ages*, p. 571).

"The events connected with this triumphal ride would be the talk of every tongue, and would bring Jesus before every mind. After His crucifixion, many would recall these events in their connection with His trial and death. They would be led to search the prophecies, and would be convinced that Jesus was the Messiah; and in all lands converts to the faith would be multiplied" (*The Desire of Ages*, p. 571).

Room Decorations

See Lesson 9.

References



Matthew 21:1-11; Mark 11:1-11; Luke 19:28-40; John 12:12-19;
The Desire of Ages, pp. 569-575

Memory Verse



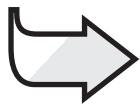
" 'Hosanna! 'Blessed is he who comes in the name of the Lord! ' " (John 12:13, NIV).

Objectives



The children will:
Know that Jesus is the Son of God and worthy of praise.
Feel love for Jesus for who He is.
Respond by giving praise to Jesus in all they do and say.

The Message



I worship God when I praise Him.

Program Overview

Lesson Section	Minutes	Activities	Materials Needed
Welcome	ongoing	Greet students at door; hear pleased/troubled	none
1 Readiness Options	up to 10	A. <i>Singing Praises</i> B. <i>Worship in Clay</i> C. <i>Paper Toss Praise</i>	none modeling clay wadded paper ball
Any Time Prayer and Praise*	up to 10	Fellowship Songbook Mission Offering Prayer	none <i>Sing for Joy</i> <i>Children's Mission</i> offering container paper, pens or pencils, small basket or container
2 Bible Lesson	up to 20	Experiencing the Story Memory Verse Bible Study	Bible-times costumes, Jesus costume, palm branches or leaves, scarves or strips of cloth none Bibles
3 Applying the Lesson	up to 15	A. <i>Scenarios</i> B. <i>Praise Collage</i>	none old magazines, scissors, glue sticks, poster board
4 Sharing the Lesson	up to 15	<i>Palm Leaves</i>	leaf pattern (see p. 140), green paper, pens or markers, scissors

***Prayer and Praise may be used at any time during the program.**

TEACHING THE LESSON

Welcome

Welcome students at the door. Ask how their week has been—what they are pleased/troubled about. Review last week’s memory verse and encourage the children to share any experiences from last week’s lesson study. Have them begin the readiness activity of your choice.



Readiness Activities

Select the activity most appropriate for your situation.

A. Singing Praises

Say: **Today we are talking about praising God. What does that mean? How can we praise God here today?** (Sing, pray, give an offering are some ways the children will mention.) **Are all the songs we sing songs of praise?** (No. Some tell stories; for example: “The House on the Rock” or “Zacchaeus.”) You may have to give an example of a praise song. **Name some of your favorite praise songs.** Allow time for children to name and sing at least three songs.

Debriefing

Allow response time as you ask: **Do you think God likes to hear us praise Him? Do you think He enjoyed the songs we sang this morning? Yes, I’m sure He did. Why do we praise God?** (To show Him thankfulness, to give Him honor and respect, to worship Him, etc.) **Our memory verse today is “ ‘Hosanna! Blessed is he who comes in the name of the Lord!’ ” (John 12:13, NIV). Those were praise words people shouted to worship Jesus when He was here on earth. And that’s what today’s message is about:**



I WORSHIP GOD WHEN I PRAISE HIM.

Say that with me.

B. Worship in Clay

Distribute clay to each child. Say: **This morning we are talking about praising God. I would like you to make something out of the piece of clay that praises God in nature. For example, birds sing, stars twinkle, lions roar, the sun shines. Do you get the idea? After you’re done, share with the class what you’ve made and how it praises God.**

Debriefing

Allow response time as you ask: **What did you make? How does it praise God? How do you feel about these nature gifts God gave us? Today we will hear a story about people praising Jesus. The memory verse is “ ‘Hosanna! Blessed is he who comes in the name of the Lord!’ ” (John 12:13, NIV). Those were words of praise some people shouted to Jesus when He lived on earth. Today’s message is:**



I WORSHIP GOD WHEN I PRAISE HIM.

Say that with me.

You Need:

- modeling clay

C. Paper Toss Praise

Say: **This morning we are talking about praising God. Let's sit in a circle and use this wadded piece of paper as a ball. We will toss the ball back and forth to each other. Each time it comes to you, you must name something for which you want to praise God. It can be things such as your family, your pet, sunshine, good health, new clothing, friends, etc.** After three minutes, stop the activity.

You Need:

- wadded paper ball

Debriefing

Allow response time as you ask: **Did we run out of things for which to praise God? (No.) Do you think we have a lot to praise God for? (Yes!) Today we will hear a story about people praising Jesus. The memory verse is " 'Hosanna! 'Blessed is he who comes in the name of the Lord! " (John 12:13, NIV). Those were words of praise some people shouted to worship Jesus when He lived on earth. And that is what today's message is about:**



I WORSHIP GOD WHEN I PRAISE HIM.

Say that with me.

Prayer and Praise



Fellowship

Report the students' joys and sorrows (pleased and troubled) as reported to you at the door (as appropriate). Allow time for sharing experiences from last week's lesson study and review the memory verse. Acknowledge any birthdays, special events, or achievements. Give a special warm greeting to all visitors.



Suggested Songs

- "God Is So Good" (*Sing For Joy*, No. 13)
- "Make a Joyful Noise Unto the Lord" (*Sing for Joy*, No. 18)
- "Praise Him" (*Sing for Joy*, No. 15)
- "Alleluia" (*Sing for Joy*, No. 16)
- "Lord, We Praise You" (*Sing for Joy*, No. 17)



Mission

Use a story from *Children's Mission*.



Offering

Say: **When we bring our offerings to God we are praising Him for what He has given us.**



Prayer

Ask the children what they want to praise Jesus for today. Help them write one thing on a slip of paper and put the paper in a basket or other small container. Pray, mentioning each praise, and thanking Jesus. Save the papers for use in Sharing the Lesson.

You Need:

- slips of paper
- pens or pencils
- basket or other small container

Bible Lesson

You Need:

- Bible-times costumes or towels
- Jesus costume
- palm branches or leaves
- scarves or strips of cloth

Experiencing the Story

Setting the scene: Dress one child in white to be Jesus. (Option: invite and dress an adult male in costume.) The others can be people who lay down towels or Bible-times costumes for Jesus to walk on, or wave palm branches or leaves, or scarves, or strips of cloth while shouting “Hosanna!”

Read or tell the story.

Last week we learned that Jesus and three of His disciples went up onto a mountain where they saw Elijah and Moses and heard God say that Jesus was His Son.

Jesus had always lived a humble life. He was poor and had no home on earth. He traveled, healing and preaching, and showing others what God is like. He didn’t act or look like a king or the Messiah that the Jewish people were waiting for. They wanted a king who would drive the Romans out of their land. They wanted a king who would give them power and riches. But Jesus’ kingdom wasn’t about any of those things.

In today’s Bible story Jesus is ready to enter Jerusalem. He knows He will soon face death, and He does something He has never done before. It happened like this:

As Jesus and His disciples were on their way to Jerusalem, Jesus told two of His disciples, “Go to the village ahead of you, and just as you enter it, you will find a colt tied there, which no one has ever ridden. Untie it and bring it here. If anyone asks you, “Why are you doing this?” tell him, “The Lord needs it and will send it back here shortly.”

“They went and found a colt outside

in the street, tied at a doorway. As they untied it, some people standing there asked, ‘What are you doing, untying that colt?’ They answered as Jesus had told them to, and the people let them go” (Mark 11:2-6, NIV).

Soon the disciples brought the donkey’s colt to Jesus. They spread their coats over it, and He sat on it. [*“Jesus” sits on a chair after a few of the children spread a Bible-times costume or towel over the chair.*] “[Jesus] was following the Jewish custom for a royal entry” (*The Desire of Ages*, p. 570). The animal on which He rode was like those ridden by the kings of Israel in years past. Years before, the prophet Zechariah had written that the Messiah would show Himself to the people of Jerusalem, and that He would be riding on a donkey’s colt (see Zechariah 9:9).

The people knew about that prophecy, and no sooner was Jesus seated on the colt than the disciples and other people raised a loud shout of triumph. The people hailed Him as Messiah, their King.

Do you remember Lazarus, Jesus’ friend He brought back to life? Lazarus took the donkey’s reins and started leading it through the streets of Jerusalem. (See *The Desire of Ages*, page 572.) The disciples laid their coats before Jesus for the colt to walk on. [*More children spread their costumes or towels on the floor for “Jesus” to walk on.*] When other people saw what was happening, they started waving palm branches and shouting praises and laying their coats down too. Together with the disciples they shouted, “Hosanna! ‘Blessed is he who comes in the name of the Lord!’” (John 12:13, NIV). [*Have some of the children wave branches or scarves or cloth strips and shout “Hosanna!” as they follow “Jesus” around the room.*]

Hosanna is a cry of praise to God. The people were praising and thanking God for

sending the Messiah to them. They were honoring Jesus as they never had before.

Many people had come to Jerusalem to celebrate the Passover, a time that reminded the people how God had cared for the Hebrews when they left Egypt many years before. Many of these people attending the Passover had never heard of Jesus. They watched and asked about Him. In this way they learned about Him, and they joined in the big praise parade too. *[Have the rest of the children join the parade.]* Others in the crowd knew Jesus because they knew about people He had healed or raised from the dead. Huge crowds followed Jesus shouting praises to Him as He entered Jerusalem.

But the Jewish leaders were not shouting praises. They were jealous of Jesus. They tried to quiet the people, but couldn't. They shouted angrily at Jesus, "Teacher, tell these people to stop!"

"I tell you," Jesus answered, "if they keep quiet, the stones will cry out!" (See Luke 19:39, 40.) He was telling them that it was good and right for the people to praise Him as God. And if people didn't, His creation would!

When the parade was over, Jesus' disciples were excited and happy. They really thought that Jesus would be their powerful king and take over Israel. They still didn't understand that He would soon die on the cross.

For that one day, Jesus allowed people to treat Him like a king. He allowed them to worship Him as they shouted, " 'Hosanna! 'Blessed is He who comes in the name of the Lord.' " In this way, the people showed their love and respect.

When we praise Jesus today, we are worshiping Him as our King and Saviour. He is worthy to be praised!

Debriefing

Allow response time as you ask: **Why did Jesus ride on the colt? What kind of king were the disciples and Jewish**

people expecting? How was Jesus different? What do you expect when Jesus comes again? How did the people give praise to Jesus? How can you give praise to Jesus today? Do you want to praise Him for dying to save you? How can you do that today? Allow time. Encourage the children to shout the memory verse: " 'Hosanna! 'Blessed is He who comes in the name of the Lord! " **Let's say our message together:**



I WORSHIP GOD WHEN I PRAISE HIM.

Memory Verse

Form two groups. Repeat the following several times, then switch parts and repeat until the children know the verse.

First group shouts: **Hosanna!**

Second group: **Blessed is he who comes in the name of the Lord!**

First group: **John 12:13**

Bible Study

Say: **Do you know what a prophecy is? It's something that tells what will happen in the future. The Old Testament records what prophets prophesied about the Messiah. God gave them messages to write so people who lived after them could look for the Messiah by comparing what they said to what happened in the future. We know Jesus was the Messiah because He fulfilled (or lived) every prophecy made about the Messiah. When the people shouted praises to Jesus, they were fulfilling a prophecy about Him.**

Let's find Zechariah 9:9 and see what it says. Help the children find the verse and ask someone to read it. **Zion is another name for Jerusalem. So was this prophecy fulfilled?** (Yes.)

Let's look up some other prophecies about Jesus. Form five groups and

You Need:

- Bibles

assign one of the following to each group. (Small class, assign one to each child.) Provide adult help as needed. Allow time to study and report to the class.

Prophecy	Fulfillment
Malachi 3:1 (John to prepare way for Jesus)	Mark 1:2-4
Micah 5:2 (Jesus to be born in Bethlehem)	Matthew 2:3-6
Psalms 78:2 (Jesus to speak in parables)	Matthew 13:34, 35
Isaiah 53:4 (Jesus to heal people)	Matthew 8:16, 17
Psalms 22:18 (Jesus' clothes to be divided at cross)	John 19:23, 24

Debriefing

Allow response time as you ask: **Did Jesus fulfill all the prophecies we read? Was Jesus the Messiah? Yes, and there are many more Bible prophecies He fulfilled. So we know He really is the Messiah, the Son of God. Why did the Messiah come to earth?** (to live and die for us; to give His life for us; to save us from our sins, etc.) **Do you want to praise Him for that? How can you do that today? Every day?** (Worship Him with songs, prayers, offerings, but perhaps more important is to live as He lived, to care for others, to be like Him.) **I'm so thankful we can praise Jesus in our worship today for all He has done for us. Let's say our message together again:**



I WORSHIP GOD WHEN I PRAISE HIM.

3

Applying the Lesson

A. Scenarios

Say: **We have been talking about worshiping God by our praise. Worshiping God isn't just singing songs to Him or praying in church; it involves everything we do, how we live our lives. I'm going to read a sentence to you about someone. I want you to tell me if that person is worshiping Jesus by what they are doing.**

Read the following scenarios aloud. After each, ask: **Is that person worshiping Jesus by what they are doing? For what are they praising God?**

Lea takes her dog for a walk and plays with him. (pet)

Melanie complains a lot about school after summer vacation.

Rylan runs to hug his dad when he comes home from work. (father)

Cassandra makes faces at her brother during prayer.

Adura grabs a book away from his younger brother.

Sam obeys his mom quickly when she asks him to take out the trash. (mother)

Latrisse helps a classmate pick up books that fell off her desk. (friend)

Nick laughs at a boy whose eyes look different because he is blind.

Debriefing

Allow response time as you say: **We have looked at some things others have done. Can you think of times you have worshiped God by your actions or words? Tell us about one. Have there been times you have not praised Him by your actions or words? This week try to remember to ask yourself, "Am I worshiping Jesus by what I am doing?" Doing so will**

help you make good choices that will praise Him. Let's say our message again:



I WORSHIP GOD WHEN I PRAISE HIM.

B. Praise Collage

Say: **We praise God in church by singing, praying, giving an offering, and listening to the preacher. But we can also praise God and worship Him everywhere and anytime. We can praise God by the way we live our lives and by the way we treat others and care for the things God made for us to enjoy.**

Here are some old magazines. Look through them and cut out pictures of people who could be praising God by what they are doing; things such as feeding their pet, hugging their mom, singing, helping someone with work, etc. After you cut out a picture or two, you can glue them on the

poster board to help us make a praise collage. When finished, place the collage where all may see it.

Debriefing

Allow response time as you ask:

What do you think of our collage? What do you see that tells you people are praising God? What do you think about the way they are praising God? What do you like to do that praises God and Jesus?

Today we heard a story about people praising Jesus. Let's say our memory verse together: "Hosanna! Blessed is he who comes in the name of the Lord!" (John 12:13, NIV). We want to praise Jesus just as those people did long ago. And that's what today's message is about. Let's say it together again:



I WORSHIP GOD WHEN I PRAISE HIM.

You Need:

- old magazines
- scissors
- glue sticks
- posterboard

4

Sharing the Lesson

Palm Leaves

In advance, copy the leaf pattern onto green paper (see page 140). Give each child a copy. Have them write or draw one thing for which they want to praise God and/or Jesus, then cut out the leaf. If you saved the slips of paper from prayer time, use them to remind the children of those things they listed then.

Debriefing

Allow response time as you ask:

Who is ready to show and tell us about something for which they want to praise God? Allow time. Encourage the children to talk about their praises.

As you leave Sabbath School, wave your palm leaf. Show it to others and tell them about today's story. Take it home with you to share with your family and others. Tell them why you want to praise Jesus this week. Put your palm leaf where you will see it every day. It will help you remember to praise God and Jesus. Let's say our message one last time:



I WORSHIP GOD WHEN I PRAISE HIM.

Closing

Sing a praise song of your choice. End with prayer, asking God to help us always to have a thankful and praise-filled heart.

You Need:

- leaf pattern (see p. 140)
- green paper
- pens, pencils, markers
- scissors

Hosanna!

References

Matthew 21:1-11;
Mark 11:1-11; Luke
19:28-40; John
12:12-19; *The Desire
of Ages*, pp. 569-
575

Memory Verse

“ ‘Hosanna!’
‘Blessed is he who
comes in the name
of the Lord!’ ” (John
12:13, NIV).

The Message

I worship God
when I praise Him.

Has a friend ever done something unusual? Something they have never done before? In today’s Bible story, Jesus is getting ready to enter Jerusalem. He knows He will soon face death. And He does something unusual, something He had never done before. It happened like this:

Jesus and His disciples were on their way to Jerusalem. He spoke to two of His disciples: “Go to the village ahead of you, and just as you enter it, you will find a colt tied there, one no one has ever ridden. Untie it and bring it here. If anyone asks, ‘Why are you doing this?’ tell him, ‘The Lord needs it and will send it back here shortly.’ ”

“They went and found a colt outside in the street, tied at a doorway. As they untied it, some people standing there asked, ‘What are you doing, untying that colt?’ They answered as Jesus had told them to, and the people let them go.” (See Mark 11:2-6, NIV.)

So the disciples led the donkey’s colt to Jesus. They spread

their coats over it, and He sat on it. “Jesus was following the Jewish custom for a royal entry.”** The colt was like those ridden by the kings of Israel in years past.

Years before,

Zechariah had prophesied about that. He

wrote that the Messiah would show Himself to the people of Jerusalem, and

that He would be riding on a donkey’s colt. (See Zechariah 9:9.)

The people knew about that prophecy. No sooner was Jesus seated on the colt than the disciples and others started shouting! The people hailed Him as Messiah, their King.

Do you remember Lazarus, Jesus’ friend He brought back to life? Lazarus took the donkey’s reins and started leading it through the streets of Jerusalem.** Jesus’ disciples laid their coats before Jesus for the colt to walk on. When other people saw what was happening, they started shouting and putting their coats down too. With the disciples they shouted, “ ‘Hosanna!’ ‘Blessed is he who comes in the name of the Lord!’ ” (John 12:13, NIV). (Hosanna is a cry of praise to God.) The people were thanking God for sending the Messiah to them. They were honoring Jesus as they never had before.

Many people had come to Jerusalem to celebrate the Passover. Passover was a time to remember how God had led the Hebrew people out of Egypt many years before. Many of these people had never heard of Jesus. They watched the crowd around Jesus and asked about Him. In this way they learned about Jesus. And they joined in the big praise parade too.

Others in the crowd knew Jesus. They knew about those He had healed or raised from the dead. So a great crowd followed Jesus, shouting praises to Him as He entered Jerusalem.

But the Jewish leaders were not shouting praises. They were jealous of Jesus. They tried to quiet the people, but couldn’t. So they shouted angrily at Jesus, “Teacher, tell these people to stop!”

“I tell you,” Jesus answered, “if they keep quiet, the stones will cry out!” (See Luke 19:39, 40.) He was telling them that it was good and right for the people to praise Him as God. And if people didn’t, His creation would!

When the parade was over, Jesus’ dis-



ciples were excited and happy. They really thought that Jesus would be their powerful king and take over Israel. They still didn't understand that He would soon die for them.

But for that one day, Jesus allowed people to treat Him like a king. He allowed them to worship Him. He let them shout, " 'Hosanna! 'Blessed is He who comes in the name of the Lord! " In this way, they showed their love and respect.

When we praise Jesus today, we, too, are worshiping Him as our King and Saviour. He is worthy to be praised!

**The Desire of Ages, p. 570.*

***The Desire of Ages, p. 572.*

Daily Activities

Sabbath

- Sit under a tree or in a quiet place and share your lesson story with your family. Ask: What did the people say to praise Jesus? What did they do? Why? What did Jesus say the stones would do if the people didn't praise Him?
- Share with someone the palm leaf you wrote on in Sabbath School. Or draw a palm leaf and write on it something you want to praise Jesus for this week. Put it where you'll see it often.

Sunday

- Read and discuss Luke 19:28-40 during family worship. Ask your family to help you make a list of 12 things for which to praise Jesus. Keep your list and pray about two of the things each day this week.
- Remember! Praising Jesus is more than singing or praying. You can praise Jesus in everything you say and do. Ask yourself, "How did I praise Jesus today?" Ask your family how they praised Jesus today.

Monday

- Read and discuss John 12:12-19 during family worship. How is this record different from Luke 19:28-40?
- Shout your memory verse together as you wave your palm leaf. Then praise Jesus for something He has done for you and your family.

Tuesday

- To start worship today, sing a praise song with your family. Then read Matthew 21:1-11 together and compare it to the text you read yesterday. How is it different? How is it the same?

- Look at a book or on the Internet to see what a palm tree and branches look like. Find out where they grow. If Jesus were to ride down your street, what kind of tree branch or leaves could you wave at Him? For what will you praise Him today?

Wednesday

- Ask your family: How does nature praise God? (Stars twinkle, flowers give beauty, etc.) Make a list or draw some ways. Then go outside together, stand near a nature object, and shout your memory verse twice. Join hands and thank God for something He made for your family to enjoy. Sing a praise song together as you go back inside.

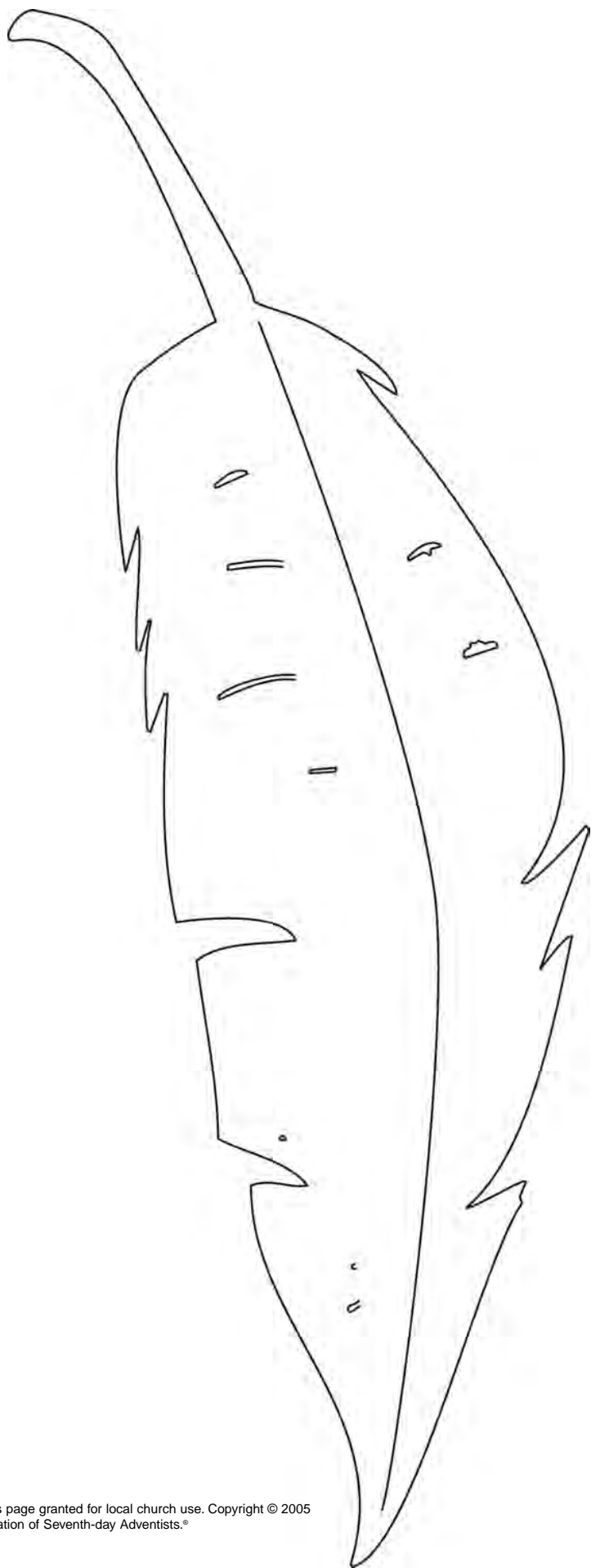

Thursday

- Read and discuss Mark 11:1-11 with your family. Did you learn anything new?
- Look in magazines or books to find pictures of people giving praise and worship to God by what they are doing. Or act out some examples for your family and have them guess. (feeding your cat, giving flowers to Grandma, etc.) Give examples that have happened to you this week.
- Form a circle with your family. As you toss a wadded paper ball to each person, have each tell one thing they want to praise God for.

Friday

- Act out the Bible story with your family. Use scarves or pretty cloth to wave at "Jesus." Towels can be used as coats to lay before Him. Together, read the first nine paragraphs of *The Desire of Ages*, chapter 63, to learn more about the story.
- Ask each person to read a Bible verse as a way to praise God. Sing some songs of praise before prayer.

For Lesson 13, page 137. Sharing the Lesson.



Permission to photocopy this page granted for local church use. Copyright © 2005
General Conference Corporation of Seventh-day Adventists.®