

The Make-Believe Christian

Acts 8:5-25; *The Great Controversy*, p. 516; *Christ's Object Lessons*, p. 253

Pierre and Marie caught a creepy, crawly caterpillar and put it in a big glass jar. Marie added a little stick for it to crawl on.

Each day Pierre and Marie brought in leaves to feed it. One day, they watched the caterpillar wrap itself in silky threads. After a while, it was all covered up and hanging from the stick. Mother told them that the caterpillar was in a cocoon. After many days Pierre and Marie saw something very special. The cocoon opened and out came a beautiful butterfly! What a change from the creepy, crawly caterpillar!

Our Bible story today tells about people—some people who changed, but one man who did not.

Philip took a deep breath of the fresh early morning air. It was good to be alive! It was good to be working for the Lord! He looked around. The merchants were setting up their stalls in the marketplace. Soon the women

would begin shopping for the day.

Men and women smiled at Philip and greeted him as they passed. He smiled back. The city was a different place now. The people had listened carefully to the message Philip had preached. They had listened, believed, and were baptized. They had seen miracles done in the name of Jesus. Many, many evil spirits had been driven out of people. And many weak and crippled people had been healed. The



The Message

Knowing God
changes my life.

Memory Verse

*“If anyone is in Christ,
he is a new creation;
the old has gone, the
new has come!”*

(2 Corinthians 5:17, NIV).

town was different all right. People now had hope, and joy, and a reason for living!

Philip glanced up and saw Simon approaching. Simon had lived in the city for a long time. He had been a magician, amazing the people of Samaria with his tricks. If Samaria had had television, Simon would have been a star.

Simon had joined the crowds listening to Philip. He had seen the miracles. He wanted to be a part of this too. So Simon was baptized and stayed close to Philip. He was amazed at the great wonders and miracles that Philip did in Jesus' name.

Earlier that day Peter and John arrived from Jerusalem. Philip greeted them with big hugs. It was so good to see his brothers in the Lord! Peter and John joined Philip in his work. Together, they asked the Holy Spirit to come to the new believers just as He had the believers in Jerusalem. Then Peter and John laid their hands on the believers. And the Holy Spirit came upon everyone—except Simon.

Simon thought this was the neatest trick he had ever seen! He wanted to lay his hands on people like that! He pulled Peter and John aside and showed them his fat purse. He whispered, “I can pay. Give this power to me too.”

Peter's face turned red. “You have no part or share in this ministry,” he exclaimed. “Your heart is not right before God. Repent of this wickedness and pray to the Lord. Perhaps He will forgive you for having such a thought.”

The Bible does not tell us what Simon did. But we know that Simon did not understand the free gift of God's grace. He knew about

God, but he didn't really know God. That is why he wasn't changed. Knowing God changes lives!



S A B B A T H

DO Go for a nature walk with your family. Look for things that have changed—leaves changing color, rivers higher or lower, caterpillars becoming butterflies, etc. Make a list of what you find.

READ Find a quiet place and read your lesson together. Then read 2 Corinthians 5:17 together. What does it mean to you?

M O N D A Y

DO Find out about the life cycle of a butterfly. Tell your family about it during worship.

READ Read the lesson story in Acts 8:5-25 together. Ask your family to tell about someone who was changed by the Holy Spirit.

PRAY Pray for the Holy Spirit to be in you and your family. Then say your memory verse together.

T U E S D A Y

READ In family worship read Galatians 5:22-26 together. Then discuss: What would these people be like if God's Spirit filled their lives?

a complainer a liar
a thief a tattletale

ASK What happens to water when it boils? When it freezes? What happens when God changes lives?

S U N D A Y

READ For worship today read Psalm 40:1-3 together.

DO Draw a person on each of two pieces of paper. Cut them out. On one, write "If anyone is in Christ, he is a new creation." On the other, write "the old has gone," then crumple this paper and throw it away. On the first cutout, add "the new has come."

PRAY Pray for God's Spirit to change you according to His will.

Simon thought you could buy everything—even the power of the Holy Spirit.



W E D N E S D A Y

READ For family worship, read and discuss Acts 8:18-23.

DO Ask a family member to help you gather a few things that need minor repairs. (Find things that you can fix. Avoid sharp things.) Try to fix them. Can the broken things fix themselves? God will "fix" you and make all things new, if you want to know Him.

PRAY Thank God that He is always willing to "fix" us.

T H U R S D A Y

READ

With your family read Acts 8:14-17. How did people in Samaria receive power to change and live for Jesus?

DO

How many sources of power can you find in your house? Are they the same as God's power? Why?

THINK

When Jesus was arrested in the Garden, Peter ran away. Later he cursed and said he did not know Jesus. How had Peter changed when he went to Samaria? Who do you think changed Peter's life? (Read John 21:15.)

DO

Say your memory verse while standing in front of a mirror.

F R I D A Y

DO

For family worship, tell your Bible lesson story in your own words.

SHARE

Think of someone to whom you have been unkind. Talk about it with your family. What can you do to make things right? Ask Jesus for courage to do it.

SING



























Sing a prayer song together, then make your memory verse into a prayer.

The Price of Salvation

PUZZLE

Directions: Not everyone understood what Philip, Peter, and John were teaching. To find out the real lesson, write a letter above each symbol.

!

| | | | | | | | | | |
|---|---|---|---|--|---|---|---|---|---|
| _____ | | | | _____ | | | | | |
|  |  |  |  |  |  |  |  |  | |
| _____ | | _____ | | _____ | | | | | |
|  |  |  |  |  |  |  | | | |
|  |  |  |  |  |  |  |  |  |  |
| A | C | D | E | F | G | I | O | R | S |

SHOW YOUR NEIGHBORS

Sometimes people talk about community as a place. Today, we are looking at the way people show they care about their neighbors.

The early believers did many things together like eating, studying, and sharing the good news of the gospel. They had hope, joy, and a reason for living.

Project:

Flower Cones

Supplies:

Construction Paper
Scissors
Glue or Stapler
Paper Clips
Hole Punch

Flowers (fresh or dried)

Note Paper

Pen or Color Markers

Ribbon (20 inches per cone)

Optional:

Paper Doilies

Lace

Glitter

Other Decorative Items

1 Decide how many flower cones you'll make. Count the number of neighbors who live near you. Include others that you want to cheer up such as an elderly shut-in or someone who is sad and lonely.

2 Use the pattern to cut the construction paper for each cone.



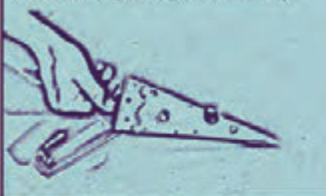
3 Punch holes around the top edge of the cone as shown on the pattern.



4 You may choose to decorate the outside of the paper now while it is flat.



5 Fold the paper so that one end narrows to a point and the other end of the cone is wide. Staple or glue the cone. Use paper clips if necessary.



6 Trim the stems of the flowers to fit into the cone.



7 If you are using a paper doilie or lace, insert it into the cone first. Adjust it so that it is at the top edge.



8 Thread ribbon or string through the holes around the top edge of the cone.



9 Insert enough flowers to comfortably fill the cone.



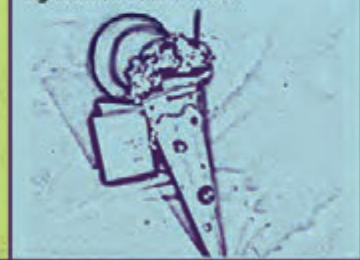
10 Write a message on the note paper. For instance, "Jesus loves you and so do I." You might want to include a favorite Bible verse.



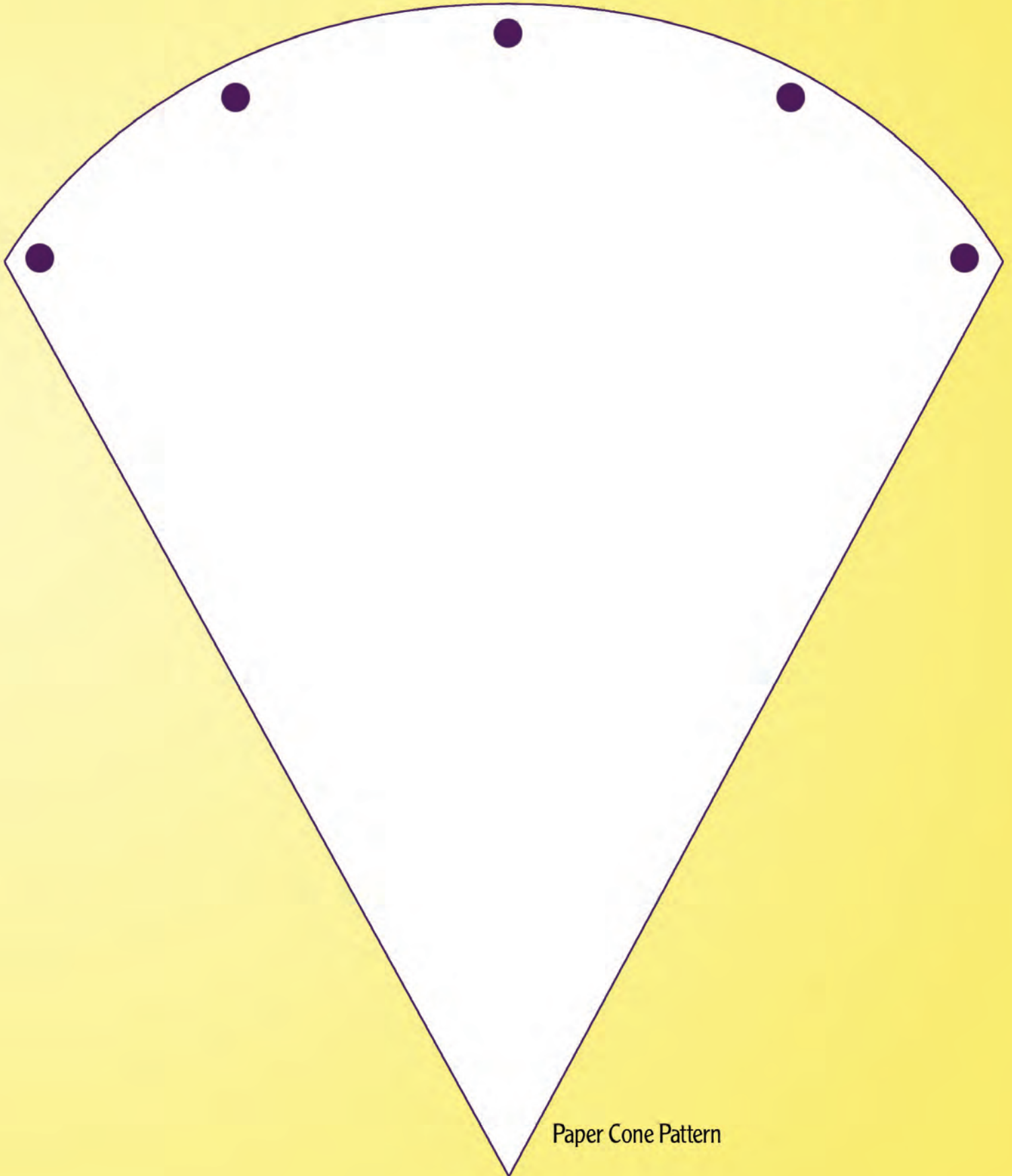
11 Attach the card to the flower cone.



12 Deliver the flower cones by hanging them on door handles.



3 ORS THAT YOU CARE



Paper Cone Pattern