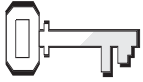


Another New Law



References

Daniel 6:25-28;
Prophets and Kings,
pp. 544, 545



Memory Verse

“For he is the
living God and he
endures forever”
(Daniel 6:26, NIV).



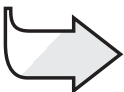
Objectives

The children will:

Know that
our worship may
lead others to worship also.

Feel sure that our God
saves, is alive, real,
powerful, loving, and forever.

Respond by worshiping and
praising God in public
as well as privately.



The Message

When I worship God,
others see His
love and power.

Monthly Theme

We learn why we worship God.

The Bible Lesson at a Glance

When Daniel is lifted out of the lions’ den, he is not hurt in any way. King Darius marvels at this and decides that Daniel’s God should be his God and the God of all his people. So he issues another decree and sends it throughout his kingdom, directing all his people to worship and reverence the God of Daniel.

This is a lesson about worship.

Daniel’s faithfulness in worshiping the Ruler of the universe led a great earthly ruler to acknowledge God’s power and lead his people to worship Him also. Even so today, our open, unashamed worship demonstrates God’s love and power in our lives, and can draw those around us to Him.

Teacher Enrichment

“Prayer is the opening of the heart to God as to a friend. Not that it is necessary in order to make known to God what we are, but in order to enable us to receive Him. Prayer does not bring God down to us, but us up to Him. . . .

“When we do not receive the very things we ask for, at the time we ask, we are still to believe that the Lord hears and that He will answer our prayers. We are so erring and short-sighted that we sometimes ask for things that would not be a blessing to us, and our heavenly Father in love answers our prayers by giving us . . . that which we ourselves would desire if with vision divinely enlightened we could see all things as they really are. When our prayers seem not to be answered, we are to cling to the promise; for the time of answering will surely come, and we shall receive the blessing we need most” (*Steps to Christ*, pp. 93, 96).

Daniel was a man of prayer and devotion to God. When he was thrown to the lions, he must have wondered what God’s plan was, but his experience was one of perfect communion with and trust in God.

Room Decorations

See Lesson 5.

Program Overview

Lesson Section	Minutes	Activities	Materials Needed
Welcome	ongoing	Greet students at door; hear pleased/troubled	none
1 Readiness Options	up to 10	A. <i>Finger Puppets</i> B. <i>Protection</i>	construction paper, glue, scissors, markers or crayons, yellow yarn warm jacket, gloves, umbrella, other protective clothing, water, spray bottle, Bible
Any Time Prayer and Praise*	up to 10	Fellowship Songbook Mission Offering Prayer	<i>Sing for Joy</i> <i>Children's Mission</i> offering container with sign: "WORSHIP GOD!" 1-inch (2.5 cm) x 6-inch (15 cm) strips of paper in two different colors, pencils, glue or stapler
2 Bible Lesson	up to 20	Experiencing the Story Memory Verse Bible Study	recording of a male voice, empty plastic container, sand or dirt, finger puppets made in Readiness A (optional) or use a marker to draw faces on children's fingers, lions' den from last week 11 flat rocks, markers Bibles
3 Applying the Lesson	up to 15	<i>Connected to God's Power</i>	small batteries, small piece of aluminum foil, small flashlight bulbs
4 Sharing the Lesson	up to 15	A. <i>Witness Badges</i> B. <i>Worship and Shine</i>	circle patterns, construction paper, markers or crayons, double-stick tape, scissors modeling clay, birthday candles (2 per child), paper, pencils, markers, scissors, Bible

*Prayer and Praise may be used at any time during the program.

TEACHING THE LESSON

Welcome

Welcome children at the door. Ask how their week has been—what they are pleased/troubled about. Have them begin the readiness activity of your choice.

1

Readiness Activities

Select the activity most appropriate for your situation.


You Need:

- construction paper
- scissors
- glue
- crayons or markers
- yellow yarn

A. Finger Puppets

Say: **Let's make finger puppets to use during today's Bible story: one represents Daniel; one represents King Darius; and one represents the lions.** Form three groups and assign one puppet to each so all three types of puppets are made. Demonstrate each step as you proceed. **Here's how to do it:**

1. **Draw an oval on your paper.** (Demonstrate.) **This will be made into a face. Be sure it is a good size for your finger.** (See illustration.)
2. **Make long skinny rectangles come out of the left and right side of the oval.** (See illustration—and draw on board.) **Wrap them around your finger, and cut to fit. Glue. Now you need to finish your finger puppet.**
3. **Daniel—draw on the oval a face with gray beard. Cut out a hat and glue it on. Darius—draw a face. Cut out a crown and glue it on top of head. Lions—draw and cut out a lion's head. Attach it to the oval. Add yellow yarn pieces for a mane.**



Debriefing

Allow response time as you ask: **Whom do you think today's Bible lesson is about?** (Daniel, King Darius, some lions) **Why did we make these finger puppets?** Review the story so far, then ask: **In today's story we find out what happened when Daniel got out of the lions' den.**

Daniel's story teaches us something important. And that's our message for today.



WHEN I WORSHIP GOD, OTHERS SEE HIS LOVE AND POWER.

Say that with me.

Have the children put their finger puppets in a safe place until time for the story.

You Need:

- warm jacket
- gloves
- umbrella
- other protective clothing
- water
- spray bottle
- Bible

B. Protection

Sprinkle or spray water over the umbrella and ask why anyone underneath won't get wet. (They are protected.) Put on (or show) the jacket, gloves, and other protective clothing and talk about how they protect.

Debriefing

Say: **How are these things like God's love for us?** (They protect us.) **When we are under God's protection, we are safe.** Ask: **Then why do bad things happen to us when we love God?** (Accept answers.) Say: **Sometimes Satan causes bad things**

to happen to us, but God will turn bad things into something that can be good for us—as He did for Daniel. Let’s read Romans 8:28. How does that verse make you feel? (Not afraid of what Satan can do to me, etc.) God will work to make things good. Jesus will take care of us. God will help us through hard times as He did for Daniel. Let’s worship and praise God for that because:



WHEN I WORSHIP GOD, OTHERS SEE HIS LOVE AND POWER.

Say that with me.

Prayer and Praise



Fellowship

Report the students’ joys and sorrows (pleased and troubled) as reported to you at the door (as appropriate). Review the memory verse and allow time for sharing experiences from last week’s lesson study. Acknowledge any birthdays, special events, or achievements. Give a special warm greeting to all visitors.



Suggested Songs

- “Dare to Be a Daniel” (*Sing for Joy*, No. 116)
- “The Lord Hears Me” (*Sing for Joy*, No. 105)
- “Jesus Bids Us Shine” (*Sing for Joy*, No. 133)
- “This Little Light of Mine” (*Sing for Joy*, No. 134)



Mission

Share a story from *Children’s Mission*. Try to relate the story to today’s message.



Offering

Say: **Giving our offering is one way we worship God and show our love for Him. Our money helps to pay for ways to let others see His love and power.**

You Need:

- offering container with sign: “WORSHIP GOD!”



Prayer

Give each child two different color strips. On one strip ask them to write a prayer request. On the other strip write an answer to prayer. These strips may then be linked together and glued or stapled to make a prayer chain. Display the chain so others can see this witness to God’s love and power.

You Need:

- 1-inch (2.5-cm) x 6-inch (15-cm) paper strips (two colors)
- pencils
- glue or stapler

2

Bible Lesson

You Need:

- recording of a male voice
- empty plastic container
- sand or dirt
- finger puppets made in Readiness A (optional)
- "lions' den" from last week

Experiencing the Story

Props: Finger puppets representing Daniel, Darius, and lions (or use a marker to draw faces on the children's fingers); lions' den made from large boxes or blankets spread over chairs.

Ahead of time, record a male voice saying the words of Darius:

"Oh, Daniel, I am so glad you're safe. I have never seen such a miracle. It's amazing, just amazing! Your God has saved you because you trusted in Him. I'm going back to the palace and make a new law immediately. Your God is the only God!"

Play this recording at the appropriate place in the Bible story.

When you say: **Children do:**

Daniel	Hold up Daniel finger puppets.
Darius or king	Hold up Darius finger puppets.
lions	Hold up lion finger puppets and ROAR.

If practical, invite the children to sit with you in the "lions' den" as you tell the story.

Read or tell the story.

"Look! He doesn't even have a scratch!"

"I can't believe it! Those **lions** [Hold up lion finger puppets; roar.] should have torn him to shreds!"

"This is incredible! It has to be some sort of miracle. That's what I think!"

The guards were so shocked that **Daniel** [Hold up Daniel finger puppets.] was

actually still alive after spending the night in the **lions**: [Hold up lion finger puppets; roar.] den that they all began to talk at once.

Darius [Hold up Darius finger puppets.] said, [Play the male voice recording of Darius's words:] "Oh **Daniel**," [Hold up Daniel finger puppets.] "I'm so glad you're safe. I have never seen such a miracle. It's amazing, just amazing! Your God has saved you because you trusted in Him. I'm going back to the palace and will make a new law immediately. Your God is the only God!"

Back at the palace, the **king** [Hold up Darius finger puppets.] wrote his new decree: "Peace unto all of you, my people," he said. "Today I'm making a new law throughout the entire kingdom. Everyone, man or woman, boy or girl, should show respect for the God of **Daniel**. [Hold up Daniel finger puppets.] He is the living God, and His kingdom will last forever. He rescues and saves people, and His miracles are everywhere. The God of heaven is the One who saved His servant **Daniel** [Hold up Daniel finger puppets.] from the power of the **lions**." [Hold up lion finger puppets; roar.]

Throughout the land, messengers delivered the news. Everyone, everywhere in the kingdom, learned about the incredible miracle of **Daniel's** [Hold up Daniel finger puppets.] night with the **lions**. [Hold up lion finger puppets; roar.] Because **Daniel** [Hold up Daniel finger puppets.] was faithful in worshiping God, the **king** [Hold up Darius finger puppets.] himself came to know God's power. And King **Darius** [Hold up Darius finger puppets.] led his people, as well, to worship and give respect to God. **Daniel** [Hold up Daniel finger puppets.] was immediately given his job again, and he continued to serve the **king**. [Hold up Darius finger puppets.]

God could have rescued **Daniel** [Hold up Daniel finger puppets.] before he was thrown into the **lions'** [Hold up lion finger puppets; roar.] den. But instead, many more people were able to see God's strength and power by the miracle God worked in saving **Daniel**. [Hold up Daniel finger puppets.] Just as God led **Daniel** [Hold up Daniel finger puppets.], God is leading you in all you do! Whatever problems you face, He will be with you.

Debriefing

Ask: **What is your favorite part of today's Bible story? Why?** (Accept answers.) **Why do you think King Darius made a decree that everyone should worship only Daniel's God?** (He believed in Daniel's God. Perhaps he was trying to undo the damage from his first decree that everyone must worship only him for 30 days.) **What do you think about the new law Darius made? When you are worshipping God, remember:**



**WHEN I WORSHIP GOD,
OTHERS SEE HIS LOVE AND
POWER.**

Memory Verse

In advance, Find 11 flat rocks. Print one word of the memory verse on each rock. Don't forget the text. Place the rocks, printed side down, in the proper order.

Ask: **What are some things that last (endure) a long, long time?** (houses, trees, mountain, rocks, God) Have one child at a time turn over a rock to discover the word underneath and read the word out loud. After all the rocks have been overturned, have the class repeat the memory verse several times together. Then turn the rocks over, scramble them, and allow the children to put the rocks in

You Need:

- 11 flat rocks
- markers

the correct order once again. Explain: **We worship a God who is alive and will live forever, much longer than rocks will last! And . . .**



**WHEN I WORSHIP GOD,
OTHERS SEE HIS LOVE AND
POWER.**

Bible Study

Have four children pretend that they are the king's messengers who will publish Darius's second decree found in Daniel 6:25-27 as follows:

- First messenger: reads Daniel 6:25, first part, to provide the background
- Second messenger: reads the rest of the verse—the first sentence of the decree ("May you prosper greatly!")
- Third messenger: reads verse 26
- Fourth messenger: reads verse 27

The rest of the class follows in their own Bibles.

You Need:

- Bibles

Debriefing

Say: **Pretend that Darius's messengers have just announced his new decree to worship only Daniel's God. How would you feel about this?** (I don't know; I would decide to worship Daniel's God because of Daniel's story; I would not change gods, etc.) **What are some of the reasons Darius decreed that everyone must worship Daniel's God?** (Daniel's God is alive; He endures forever; His kingdom will never end; He rescues and saves; He performs miracles; He rescued Daniel from lions.) **Who is your God? Why?** (Accept answers.) **Don't forget:**



**WHEN I WORSHIP GOD,
OTHERS SEE HIS LOVE AND
POWER.**

3

Applying the Lesson

You Need:

- small batteries
- small piece of aluminum foil
- small flashlight bulbs

Connected to God's Power

Try this yourself before Sabbath.

Give a small battery to each child with a small piece of aluminum foil to wrap around the battery, leaving the top center (+ end) uncovered. Be sure the bottom (- end) is covered with the foil. Take a small flashlight bulb and place it on top of the uncovered + end of the battery. Wrap the foil around the base of the bulb. The light should come on. If it is not possible for each child to have these things, demonstrate in small groups or at the front and let as many as possible try the experiment for themselves.

Debriefing

Ask: **Did the bulb light up when it was not connected to the battery by**

the foil? (no) Say: **We are like the bulb when we are connected to God. Why?** (Then we can shine and show God's love and power to others.) **How can we get connected and stay connected to God?** (Worship Him daily; think of Him often; read the Bible; pray; work with Him to rescue others from Satan, etc.)

Why do you worship God? (I love Him; He is the only God; others can see His love and power when I worship Him, etc.) **When you choose to worship God, people around you can see that you are connected to Him. They can see evidence of God's love and power in your life in the same way we can see this bulb light up! Always remember:**



**WHEN I WORSHIP GOD,
OTHERS SEE HIS LOVE AND
POWER.**

Sharing the Lesson

A. Witness Badges

Give each of the children a circle pattern. Instruct them to draw around the pattern on light-colored construction paper and cut it out. Help them write, "I will worship God." Then they decorate their badges. Attach the badges to their clothing with double-stick tape.

You Need:

- construction paper (light colors)
- circle pattern (5" or larger) for each child
- markers or crayons
- double-stick tape
- scissors

Debriefing

Say: **Our Bible lesson today shows how Daniel's worship habits led King Darius to know God.** Ask: **What are some ways we can show God's love and power to others?** (Worship in public; help people; tell them what God has done for us, etc.) **Can you think of ways you showed God's love and power recently?** (Accept answers.) **How do you feel when you know others want to start worshipping Him, too?** (Glad that they can get to know Him and love Him.) **Remember:**



**WHEN I WORSHIP GOD,
OTHERS SEE HIS LOVE AND
POWER.**

B. Worship and Shine

Distribute a lump of clay to each child. Have each child make two candle holders out of their clay. Put a birthday candle in each holder. Help them make a

paper tag (at least 2 x 2 inches [5 x 5 cm]) to attach to each of their candle holders. They will keep one and give the other to a friend. Help them decorate one tag and write on it: "I shine when I worship God." Have them attach this to the candle/holder that they will keep.

Read aloud Daniel 6:10. Ask: **How did Daniel shine for God?** Allow response time.

Then have the children decorate the other tag and write on it: "Jesus loves you, (name of child they intend to give it to). He will make your life bright." Have them attach it to the candle they will give away.

Debriefing

Ask: **What are some ways you can worship God?** (Sing, pray, obey, give offerings in church, tell others about Jesus, etc.) **To whom will you give your "Jesus loves you" candle?** (Accept answers.) **How do you feel when you share Jesus with someone?** (happy inside) **As you worship God this week, remember:**



**WHEN I WORSHIP GOD,
OTHERS SEE HIS LOVE AND
POWER.**

Closing

Sing together "Jesus Bids Us Shine" (*Sing for Joy*, No. 133). Pray that everyone in the class will worship God daily and that others will see His love and power in their lives.

You Need:

- modeling clay
- birthday candles (2 per child)
- paper
- pencils, markers
- scissors
- Bible

Another New Law

References

Daniel 6:25-28;
Prophets and Kings,
pp. 544, 545

Memory Verse

“For he is the living God and he endures forever”
(Daniel 6:26, NIV).

The Message

When I worship God, others see His love and power.

Do you have a special place where you pray? People pray and worship in different places. Sometimes in church. Sometimes in a forest. Sometimes by a lake. We can pray anytime, anywhere. Daniel prayed and worshiped where his enemies could see him. Because of that, He also worshiped God in a very scary place.

“Look! He doesn’t even have a scratch!”

“I can’t believe it! Those lions should have torn him to shreds!”

“This is incredible! It has to be some sort of miracle!”

The guards talked among themselves. They couldn’t believe that Daniel was actually still alive after spending the night in the lions’ den.

King Darius frowned. He looked deep into the lions’ den. “Daniel,” he called, “I am so glad you are safe! I have never seen such a miracle. It’s amazing, just amazing! Your God has saved you because you trusted in Him. What a powerful God He is!

“I’m going back to the palace and will write a new law immediately! Everyone must worship your God, the God of heaven. Your God is the only true God!”

Back at the palace, the king wrote a new decree, one that would be sent throughout the kingdom:

“Peace unto all of you, my people. Today I make a new law. Throughout my entire kingdom everyone, man or woman, boy or girl, must show respect for the God of Daniel. He is the living God, and His kingdom will last forever. He rescues and saves people, and His miracles are everywhere. The God of heaven is the One who saved His servant, Daniel, from the power of the lions.”

Throughout the land, messengers delivered the news. Everyone, everywhere in the kingdom, learned about the incredible miracle of Daniel’s night with the lions. Because Daniel was faithful in worshiping God, the king himself came to know God’s power. And King Darius led his people to worship and give respect to God.

Daniel’s position as chief governor of all the land was immediately restored. And he continued to serve the king loyally as long as the king ruled.

Remember, worship is saying “I love You, God,” not just with words, but in everything we do. Daniel worshiped God, even in the hard times in his life. And others learned of his God as they watched. God could have rescued Daniel before he was thrown into the lions’ den. But many more people saw God’s strength and power when God’s miracle saved Daniel’s life.

Just as God led Daniel, God will lead you in all you do! Whatever problems you face, He will be with you. Just ask Him.

How will you praise Him today for His care for you?



Daily Activities

Sabbath

- If possible, go with your family to a quiet place outdoors. Look for things that endure a long time. Did you find a tree that has lived a long time? How do you find out the age of a tree? Ask a family member.
- Who is the oldest person among your relatives? Your grandmother? Your grandfather? How old are they? Who never dies, but lives forever? Read Daniel 6:26. Thank God that He endures forever.

Sunday

- During worship, read and discuss James 5:13-16. Cut two different colored papers into narrow strips. With your family write prayer requests on one color. Write answers to prayer on the other color. Alternate colors as you join the pieces to form a family prayer chain. Each day this week add to the chain. Thank God for answered prayers.
- Teach the memory verse to your family. How do you feel about worshipping a real, living God?

Monday

- This week keep a daily journal of your worship experiences. Write in it during family worship. Tell about acts of worship that help others see God's love and power. Some ideas: You offered to help someone; you joyfully told someone how God blessed you; you prayed with someone who needed help; your neighbors saw you go to church, etc.
- Say your memory verse together. Sing a praise song before prayer. Ask God to help your worship lead others to Him.

Tuesday

- Do you have something to write in your journal of worship experiences? Write and talk about it during family worship.

- Find a rock and write the memory verse on it. Say it for your family. Read Psalm 18:2 together. To what does the verse compare God?
- Sing "His Banner Over Me Is Love" (*Sing for Joy*, No. 25), especially the third verse. Thank God for being your Rock of safety and salvation.

Wednesday

- King Darius gave several reasons for worshipping God. (See Daniel 6:26, 27.) List them on paper. Draw a picture of one reason. Tell God about it when you pray.
- Sing "Dare to Be a Daniel" (*Sing for Joy*, No. 116).
- Write in your journal. (See Monday.)
- Unscramble this Bible verse and say it together.
endures forever God is For he living the
Daniel 26 NIV 6: he and

Thursday

- During family worship talk about: What is worship? Together, read a call to worship God in Revelation 14:6, 7. Read together Ephesians 4:32. Check your journal. Have you been kind and helpful to others this week? Make plans to do something helpful tomorrow.
- Make a list of different ways your family has worshiped this week. Choose one thing on your list and do it for today's family worship.
- Sing a praise song, then have prayer together.

Friday

- For sundown worship read and discuss Darius's new law. Read Daniel 6:25-28 aloud, and then name at least five things for which Darius praised God. To whom did Darius write? Why? Compare Darius's letter to the angel's praise for God in Revelation 7:11, 12. List five things for which you praise God. Tell Him about them when you pray together.
- Share some experiences you wrote about in your worship journal this week.
- Say your memory verse together. Then sing a praise song.