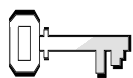


Messenger on a Mission



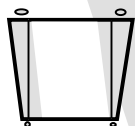
References

2 Corinthians 2:12, 13; 8:16–24; 9:1–8; Romans 15:26; *The Acts of the Apostles*, pp. 301, 323, 324



Memory Verse

“As the Father has sent me, I am sending you” (John 20:21, NIV).



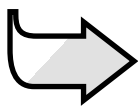
Objectives

The children will:

Know that all who serve God willingly help others.

Feel concern for those in spiritual and physical need.

Respond with enthusiasm to requests for service and for funds to help others.



The Message

I serve God when I willingly help others.

Monthly Theme

We begin serving at home.

The Bible Lesson at a Glance

Paul is concerned about the church in Corinth, so he writes a letter (1 Corinthians) and then sends Titus to prepare the way for him to visit (*The Acts of the Apostles*, p. 301). Titus and Paul are to meet in Troas. Paul is perplexed when Titus doesn't appear, but he continues his journey to Macedonia and meets Titus there. He learns that Titus's mission to Corinth was successful, so he sends him back with another letter (2 Corinthians).

This is a lesson about service.

Titus shared Paul's concern for the Corinthians and carried Paul's messages to them with enthusiasm. God asks us today to do the same—to share His concern for others and enthusiastically carry His message of love to them, helping them all we can.

Teacher Enrichment

Titus was a close friend and traveling companion of Paul and was one of his converts. Paul refers to him as his “own son after the common faith” (Titus 1:4). Titus was a Gentile, and Paul refused to circumcise him just to please the Jews in Jerusalem. Titus was probably a native of Antioch. He was Paul's ambassador when some in the Corinthian church turned against Paul, and he effected reconciliation.

Also, Titus was to supervise a collection for the poor at Jerusalem. The last we hear of Titus is shortly before Paul's death when Paul sent him off on a mission to Dalmatia. (See *The SDA Bible Commentary*, vol. 8, p. 1128.)

Room Decorations

See Lesson 1.

Program Overview

Lesson Section	Minutes	Activities	Materials Needed
Welcome	ongoing	Greet students at door; hear pleased/troubled	none
1 Readiness Options	up to 10	A. <i>Service Tree</i> B. <i>About Stamps</i>	banner, markers, leaf cutouts (see p. 27), large branch or small leafless tree or large tree picture, means of connecting leaves to tree, Bible stamped envelope; for each child: cutouts made from sponge, paper, watercolor paint, Bible
Any Time Prayer and Praise*	up to 10	Fellowship Songbook Mission Offering Prayer	none <i>Sing for Joy</i> <i>Children's Mission</i> offering container used last week chalkboard or white board, chalk or dry erase marker
2 Bible Lesson	up to 20	Experiencing the Story Memory Verse Bible Study	Bibles two 8-foot (2.4 m.) lengths of heavy string, index cards, clothespins Bibles
3 Applying the Lesson	up to 15	<i>Guest Church Worker</i>	none
4 Sharing the Lesson	up to 15	<i>Collection</i>	letter to parents, Bibles

*Prayer and Praise may be used at any time during the program.

TEACHING THE LESSON

Welcome

Welcome students at the door. Ask how their week has been—what they are pleased/troubled about. Encourage them to share any experiences from last week's lesson study. Have them begin the readiness activity of your choice.

1

Readiness Activities

Select the activity most appropriate for your situation.

You Need:

- banner
- markers
- leaf cutouts (see p. 27)
- large branch or small leafless tree or
- large tree picture
- means of connecting leaves to tree
- Bible

A. Service Tree

In advance, prepare banner, leaf cutouts (see p. 27), and tree. The tree may be a large branch or leafless tree that is free standing, or you may draw/create the tree as a bulletin board or wall decoration. Make a banner that reads "Service Tree."

As the children arrive, give each a leaf cutout. On one side of the leaf they are to write their names; on the other side, one thing they can do to serve (example: set the table, feed the pets, obey, help my neighbor rake his yard, help my teacher at church, etc.). The leaves should be attached to the tree with paper clips, wire, string, tape, or glue.

Note: This tree will also be used in Lesson 4.

Debriefing

Ask: **Was it hard or easy to think of a way to serve?** (Accept answers.) **How do you feel when you help others?** (At first, I don't want to take the time, but am glad I did it, etc.) **Has anyone served you today?** (Mom, Dad made breakfast, etc.) **Have you served anyone today? We'll be learning more about the way other people served in our story today. Let's find and read John 20:21.** Read aloud together. **Since Jesus has sent us to help others, how should we do it? Today's message gives us an answer:**



I SERVE GOD WHEN I WILLINGLY HELP OTHERS.

Say that with me.

You Need:

- stamped envelope
- for each child: cutouts made from sponge
- paper
- watercolor paint
- Bible

B. About Stamps

Show a stamped letter-size envelope. Ask: **How many of you have ever received a letter in the mail? How many have mailed a letter to someone? What do you need when you mail a letter?** (address, stamp) **How much does it cost to mail a letter?**

There are other kinds of stamps. You can't use them to mail a letter, but you can use them to decorate the envelope or a card.

Say: **We are going to make stamps. Some stamps are little rectangle shapes that you stick onto a letter. Some stamps are shapes that you dip in paint or ink and dab on paper.** Demonstrate the following:

Dip the sponge shape into watercolor paint and dab it again and again on paper. Distribute supplies and have the children use the sponge pieces to decorate the paper.

Debriefing

Have children show their stamp creations. Say: **Paul wrote many letters. Do you think Paul had to use stamps when he sent his letters?** (don't know, yes, no) **Actually, most of his letters were delivered by messenger. His messengers willingly served him, and by doing so, they served God too. Let's find and read John 20:21.** Read aloud together. **Perhaps we will be asked to deliver a special message someday. Whatever God calls us to do, let's remember:**

I SERVE GOD WHEN I WILLINGLY HELP OTHERS.

Say that with me.

Prayer and Praise



Fellowship

Report the students' joys and sorrows (pleased and troubled) as reported to you at the door (as appropriate). Allow time for sharing experiences from last week's lesson study and review the memory verse. Acknowledge any birthdays, special events, or achievements. Give a special warm greeting to all visitors.



Suggested Songs

- "We Are His Hands" (*Sing for Joy*, No. 129)
- "This Is My Prayer" (*Sing for Joy*, No. 106)
- "I Want to Be" (*Sing for Joy*, No. 124)
- "The Family of God" (*Sing for Joy*, No. 139)



Mission

Use a story from *Children's Mission*. Ask: **Are you willing to be a missionary right where you are, and willingly help others?**



Offering

Say: **Our Bible lesson today tells about an offering that was collected for those who needed help. We will also take an offering to help those who need it.**

You Need:

- offering device used last week



Prayer

Following Paul's example of concern for new converts, during prayer time today list and pray for newly baptized members in your church. Pray that they will keep the faith that they have accepted.

You Need:

- chalkboard or white board
- chalk or dry erase marker

2

Bible Lesson

You Need:

- Bibles

Experiencing the Story

The children will act out the story as you tell it, using their own actions. Designate which children will be: Paul, Titus, sailors, Corinthians. Make sure you tell the story slowly, pausing at certain times so children may do all the actions.

Read or tell the story.

Sailors with heavy bundles on their shoulders tramped down the gangplank to the docks at the seaport town of Troas. *[Pause.]* Paul pushed his way through the jostling crowd, asking where the ship was from. *[Pause.]*

Perhaps he stopped one of the sailors. "Have you come from Macedonia?" he may have asked. *[Pause.]* When he found out that the newly arrived ship was from Macedonia, he scanned each face for that of his friend, Titus.

Titus was the kind of person who made few enemies. He had a very pleasant way that drew people to him.

Paul had written a letter to the people in Corinth about changing their ways. *[Pause.]* The church members there were new Christians. They had never worshiped God before. Many of them were former idol worshipers and criminals. So Paul had sent a letter reminding them that they were not good witnesses for Jesus when they slipped back into their old ways.

Paul had no idea what the Corinthians' response to the letter would be. He was worried that he may have offended them, and yet he cared so much for them. He wanted to visit them if they would let him.

Paul had sent Titus to Corinth to see if his friendship was ruined, or if Titus had

managed to help them see that Paul's criticism was based on love and concern. But Titus wasn't on the ship from Macedonia.

Deeply concerned, Paul decided that he would take the ship to Macedonia himself and find Titus so they could talk. He had to know how the Corinthians had responded to his letter.

In Macedonia, Paul found Titus and asked about his Corinthian friends. *[Pause.]* Were they willing to see him again, or had he permanently ruined their friendship?

"They long to see you!" Titus said joyfully. "Our new Christian friends were concerned about your worry over them, and definitely want to see you again."

Relieved at last, Paul made plans to visit the people in Corinth. He wrote a personal letter to his friends there. *[Pause.]* Titus would take it to them. You can read that letter in the Bible. It's called "Second Corinthians." In it, Paul tells the Corinthians that he is glad they are still friends. He tells them of his love and care for their church. He encourages them to cheerfully give a generous contribution to an offering that many churches are collecting for poor people in Jerusalem. Paul says that he hopes the church will show love to Titus and to those traveling with him.

Titus willingly and joyfully served not only Paul, but also the people in the churches. Perhaps you have the same gift of getting along with people that Titus had. He and Paul really cared about the people who had joined Jesus' church. That is why Paul wrote letters to them and visited them, to help them stay true to Jesus. Titus and Paul also really cared about those who were still outside the church. That is why they kept traveling to share the good news of Jesus and to help meet people's needs.

Debriefing

Ask: **Would you like to have been Paul's traveling partner? Do you think you would have gotten tired going to so many different places? Why?** (Accept responses.)

Why was Titus such a good helper to Paul and the church? To help you answer that question, let's read 2 Corinthians 8:17. (Titus was enthusiastically and willingly caring for the church.) **Titus's example is a good reminder that:**



I SERVE GOD WHEN I WILLINGLY HELP OTHERS.

Say that with me.

Memory Verse

Hang the heavy string in the classroom to form two clotheslines. Write the memory verse and reference on the index cards—one word per card. Make two sets, mixing the order of the cards in each set.

Have the children read the memory verse from the Bible [**“As the Father has sent me, I am sending you” (John 20:21, NIV)**] and then repeat the verse out loud several times.

Divide the class into two groups. Have each group stand facing one of the clotheslines—several feet away. Place a pile of clothespins and one set of index cards in front of each group. When you signal, “Go!” the first child in each line picks up the first card in the pile and hangs it on the clothesline. The next child in each line picks up the next card

You Need:

- two 8-foot (2.4 m.) lengths of heavy string
- index cards
- clothespins

and hangs it in correct relation to the first word. The game continues until the whole verse is hung on each line with the words in the correct order. Optional: Set a timer for an appropriate time and challenge each group to complete the verse before the time is up.

Bible Study

Ahead of time, write where all can see some Bible references about caring or helping.

2 Kings 4:32–37
John 11:32–44
Acts 11:22–30
Acts 20:21–38
Romans 1:6–10
1 Corinthians 9:19–23
1 Timothy 5:4

Have a Bible sword drill as follows: Pair good readers with nonreaders. After you say, “Hold up swords,” the children hold up their Bibles. Say one of the texts and then “Go!” The children search for the text. The one who finds it first stands up and reads it. After each passage is read, have the children tell what it says about caring for and helping others (see Debriefing). Adults assist as needed.

Debriefing

Did you like our “Sword Drill”? (yes, no) **Let's review the things we learned about caring and helping.** (God cares for the hurt and afflicted; Jesus is our example; Barnabas helped by encouraging; caring causes others to care; we should let others know we care; we can care while witnessing; we should care for one another.) **Let's say our message together again:**



I SERVE GOD WHEN I WILLINGLY HELP OTHERS.

You Need:

- Bible for each child

3

Applying the Lesson

Guest Church Worker

Arrange in advance for the person who leads personal ministries in your church to come and tell the children what their duties include, and how their duties help people outside the church.

If Ingathering (ADRA Annual Appeal) is done in your part of the world, ask the coordinator to explain about collecting this fund from neighbors in your area, and for what it is used.

Debriefing

Ask: **What would happen if (guest's name) was not doing their job?** (People outside the church might not be reached.)

How can you work with your church to help others? (I can gather food and funds for those in need, give offerings, distribute announcements about community programs, pray for our neighborhood, etc.) **What will be your attitude as you help?** (God will help me to be willing and enthusiastic.) **What does our message say?**



I SERVE GOD WHEN I WILLINGLY HELP OTHERS.

4

Sharing the Lesson

You Need:

- letter to parents
- Bibles

Collection

In advance, make plans to go as a class sometime soon to collect nonperishable food items with which to make food baskets for those in need.

At this time, distribute a letter to parents explaining the plans to collect food on a certain date, and asking for volunteers to help with driving and supervision. Also, invite the children to bring from home some items for the food baskets. Contact Adventist Community Services or other help agencies for names of people in need. If possible, have the children help deliver the food baskets.

(If the above event is not feasible for your Sabbath School, plan an alternate service activity or encourage the children to help someone in need this coming week.)

Debriefing

Ask: **How is what we are planning to do similar to part of our Bible lesson?** (We will be taking up a collection for those in need as Paul and Titus did.)

What do you think about our plans to collect food for those in need? Are you willing and enthusiastic?

Whom are you also serving when you help those in need? Let's read Matthew 25:31-40. (King Jesus) Now let's say today's message again:




I SERVE GOD WHEN I WILLINGLY HELP OTHERS.

Closing

Sing "We Are His Hands" (*Sing for Joy*, No. 129). Pray for the success of the food collection and for those who will receive the food.

For Lesson 2. Use with Readiness
Activity A on page 22.



Messenger on a Mission

References

2 Corinthians 2:12, 13; 8:16–24; 9:1–8; Romans 15:26; *The Acts of the Apostles*, pp. 301, 323, 324

Memory Verse

“As the Father has sent me, I am sending you” (John 20:21, NIV).

The Message

I serve God when I willingly help others.

Have you ever been to an airport? How about a boat harbor? Was it fun to watch all the planes and ships coming and going? In today’s story Paul is in a boat harbor. What is he doing there? Perhaps it was like this . . .

Sailors with heavy bundles on their shoulders tramped down the gangplank to the docks at the seaport town of Troas. Paul pushed his way through the jostling crowd, asking where the ship was from.

Perhaps he stopped one of the sailors. “Have you come from Macedonia?” he may have asked. When he found out that the newly arrived ship was from Macedonia, he scanned each face for that of his friend, Titus.

Titus was the kind of person who made few enemies. He had a way that drew people to him. If there were disagreements between church members, Titus could help. He helped them see where their differences were and helped resolve them. He was just the kind of person Paul needed right now.

Paul had written a letter to the people in Corinth about changing their ways. The church members there were new Christians. They had never worshiped God before.

Many of them were former idol

worshippers and criminals. And Paul had written that they couldn’t slip back into those old habits and witness for God at the same time.

So Paul had sent the letter. But he had no idea how the Corinthians responded. He was worried that he may have offended them. He cared so much for them! And he wanted to visit them if they would let him. He had sent Titus to Corinth to see if his friendship was ruined. Had Titus managed to help them see that Paul’s criticism was based on love and concern? But Titus wasn’t on the ship from Macedonia.

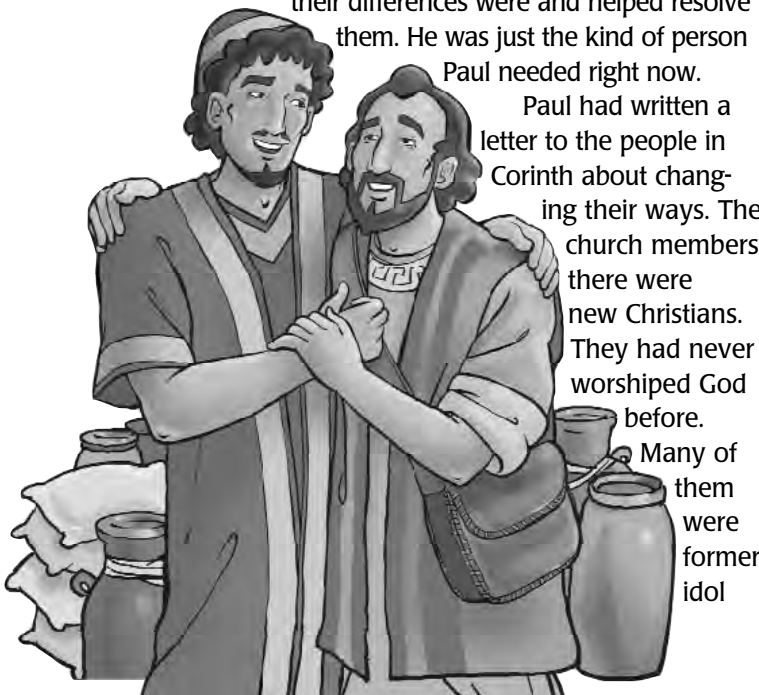
Deeply concerned, Paul decided that he would go to Macedonia himself and find Titus. He had to know how the Corinthians had responded to his letter.

In Macedonia, Paul found Titus and asked about his Corinthian friends. Were they willing to see him again? Or had he permanently ruined their friendship?

“They long to see you again!” Titus said joyfully. “Our new Christian friends were concerned about your worry over them. And they definitely want to see you again.”

Relieved at last, Paul made plans to visit Corinth. He wrote a personal letter to his friends there. Titus would take it to them. You can read that letter in the Bible. It’s called “Second Corinthians.” In it, Paul tells the Corinthians that he is glad they are still friends. He tells them of his love and care for them. He encourages them to cheerfully give a generous contribution to an offering that many churches were collecting for the poor in Jerusalem. Paul wrote that he hoped the church would show love to Titus and to those traveling with him.

Titus served not only Paul, but also the people in the churches. Perhaps you have the same gift of getting along with people that Titus had. Titus willingly and joyfully served others. He and Paul really cared about the people who had joined



Jesus' church. That is why Paul wrote letters to help them stay true to Jesus. That is why Paul, Titus, and others visited them.

Titus and Paul cared about those who were outside the church too. That is why they kept traveling to share the good news of Jesus' love and to help meet people's needs. Can you let others know you genuinely care about them as Paul and Titus did? Will you serve them joyfully and willingly?

Daily Activities

Sabbath

- Go for a Sabbath walk with your family, if possible. Collect something to make someone else happy (wild flowers, pretty rocks, shells, etc.). Our Bible lesson mentions a collection to help others. Watch for it as you read together.
- Read and discuss John 20:21.
- Sing "This Is My Prayer" (*Sing for Joy*, No. 106) before praying together.

Sunday

- During family worship, read and discuss 2 Corinthians 2:12, 13. Where did Paul go from the seaport of Troas? _____ Look at a Bible map and find it.
- Make celery boats to remind your family of Paul's boat ride. Cut and wash 5-inch (13 cm) pieces of celery. Fill them with peanut butter. Cut slices of cheese into triangles and put each triangle on a toothpick. Place the toothpicks into the peanut butter to create sails. As you eat your boats together, talk about why Paul sailed on boats.
- Pray for people traveling by boat today. Teach your memory verse to your family.

Monday

- With your family, read and discuss 2 Corinthians 8:16–21. Talk about Paul's and Titus's concern for the new church in Corinth. What is the meaning of the word *enthusiasm*? Discuss it together. Do you help others with much enthusiasm? Why?
- Verse 19 mentions an offering. Whom was this offering to help? (Read Romans 15:26.) Decorate a jar or box to collect coins for the poor this week. Take this offering to church on Sabbath.

Tuesday

- During family worship, read and discuss 2 Corinthians 8:22–24. Who went to visit the church in Corinth? Why?

- Ask an adult to hang a picture of Jesus out of your reach. Try to reach it. Then ask them to lift you up, so you can reach it. Should we help others by lifting them up so they can see and know Jesus? How can you do that in real life? Talk about it with your family. Ask God to help you.
- Make up a tune for your memory verse.

Wednesday

- Together with your family, read and discuss 2 Corinthians 9:1–5. About what is Paul reminding the Corinthians?
- Taking collections to help others happens also in nature. Learn about worker bees. What do they collect? Why? Draw and color a bee.
- Say your memory verse with your family.
- Sing "I Want to Be" (*Sing for Joy*, No. 124) before prayer. Pray that God will help you give an offering to help others.

Thursday

- Read and discuss 2 Corinthians 9:6–8 with your family. How does God want us to give to help others? Circle the right word:
grudgingly cheerfully
- Make one boat cutout for each word in your memory verse, plus one for the text. Write one word of the verse on each. Mix up the cutouts; then arrange them in order.

Friday

- Tell and act out your Bible lesson story for your family during evening worship.
- Did you make plans with your Primary class to collect food for those in need? Share with your family how you feel about helping others.
- Who else willingly gave what she had to help others? (Read Mark 12:41–44.) _____
- Count the money you saved all week for those in need. Take it to church tomorrow.
- Thank God you can give an offering. Ask Him to bless it.