

REFERENCES: LUKE 15:4-7; CHRIST'S OBJECT LESSONS, PP. 186-192; THE DESIRE OF AGES, PP. 476-484.

The Good Shepherd

Memory Verse:

“Be happy with me . . . I found my . . . sheep!” LUKE 15:6, ICB.

The Message:

Jesus cares for you and me.

Parents:

By the end of the month you can help your child **Know** that Jesus loves them as the shepherd loved his sheep.

Feel safe because Jesus cares for them.

Respond by saying thank You to Jesus.



*Baa! says the woolly lamb. Woolly Lamb wants his mother.
Baa-baa! Don't worry, little lamb. The shepherd boy will help you.*



Wake up,
shepherd!

It's time to get up.
(Point to the shepherd,
then the sheep.)

Wake up, sheep!
It's time to nibble the
thick, green grass.

Wake up, Woolly
Lamb! (Point to the
black lamb.) It's time
for breakfast. Baa-baa!









Don't move,
fluffy sheep.
Don't move, Woolly
Lamb. It's time for the
shepherd to count the
sheep.

*(Touch child's nose
for each count.)*

1-2-3-4-5. The shep-
herd is counting the
sheep. 21-22-23-24.
Are all the sheep safe?
97-98-99-100! Yea!

(Clap hands.)

All the sheep are
counted. All the sheep
are safe.







The sun is high in the sky. The sun feels hot. The sheep feel thirsty. Woolly Lamb stays close to mother sheep.

Sniff-sniff! (*Pretend to sniff.*) The sheep smell water.

Let's run to the water. (*Run to the sink; drink water.*)









Walking,
walking.

The sheep are tired
of walking. "Let's
stay here for a while,"
the shepherd says.

But big, ugly flies
buzz about the sheep.
(Point to the flies.)

Buzz-buzz! (Tickle
your child.)


Flies buzz Woolly
Lamb's eyes. Flies
buzz Woolly Lamb's
nose. Woolly Lamb
stamps his feet.
(Stamp feet.) All the
sheep stamp at the
flies.



Don't move,
fluffy sheep,
don't move! The
shepherd gives
medicine to each
sheep. (*Touch child's
face.*) The shepherd
gives medicine and
counts (*touch child's
nose and count*)
97-98-99.

Uh-oh! Woolly
Lamb is not here.
Where is Woolly
Lamb?









Woolly Lamb,
where are
you?" (*Child hides face
with tissue.*)

Is Woolly Lamb in
the pool? (*Point.*) No,
he is not there. (*Shake
head.*) Is he near the
rocks? (*Point.*) No, not
there.

Where is Woolly
Lamb? Sssh! Listen.
(*Your child says, "Baa!"*)

Oh, there you are!
(*Remove tissue; hug
child.*)




Baa-baa! Woolly
Lamb is safe.

Thank you, shep-
herd, for finding him.

Thank you, shep-
herd, for bringing him
back.

Thank You, Jesus,
for loving our own
little lamb. (*Hug child.
Spin with child around
the room.*)





Play making different animal sounds. Thank God for animals.

Make up a little song about the shepherd and the sheep or sing one that you learned in Sabbath School.

Look for things with different textures. Touch them and talk about how different things feel. Look for a texture that feels like sheep's wool.

Do & Say

Study these suggestions for something to do each day. Select those that are appropriate for your child's developmental stage and repeat them often.



Play hide-and-seek with your child. Hug him/her when you find him/her. Then sing the memory verse song. (See page 42.)

Put in a drawer or in a box things related to the lesson (cotton or sheep, some food, water in a plastic bottle). Use them to tell the Bible story.

Put some food for birds on a bird feeder or feed some animals at the park.

Tell the lost sheep story playing “Follow the Leader.” Crawl under the table, climb “mountains” (pillows), and so on.

Make a trail with paper streamers. Find your way to the “lost sheep” by following the streamers. Sing “The Good Shepherd.” (See page 63.)

Make an edible sheepfold and sheep. Make the sheepfold with bread, cookies, or fruit pieces. Make sheep out of banana or some other fruit covered with coconut.

Sing a song or make one up about mother sheep and other animals taking care of their babies.



With blocks, build a sheepfold for the sheep.



Hide a toy stuffed animal. Look for it and sing the memory verse song when you find it. (See page 42.)

Model some sheep with play dough or make cookies with the shape of sheep or a shepherd’s staff.

Say thank You to Jesus for giving children a mommy and/or daddy to take care of them.

Play a call-and-respond game. Parent calls: “Little lamb, little lamb, where are you?” Child answers with animal sound. (Repeat with other animals.)

Memory Verse for Lesson 2

Be Happy With Me, I Found My Sheep

Clap each time you sing the words “found my sheep” to the tune of “I’m So Small”
(*Little Voices Praise Him*, No. 96). (See music below.)

International law precludes the inclusion of copyrighted lyrics and music for online publication.