

REFERENCES: 1 SAMUEL 16:7, 11, 12; 17:34, 35; PATRIARCHS AND PROPHETS, PP. 637-644.

Little David, the Shepherd Boy

Memory Verse:

“Children, obey your parents in everything.” COLOSSIANS 3:20, NIV.

The Message:

I am part of a family.

Parents:

By the end of the month you can help your child

Know that they are part of a family.

Feel loved by their family.

Respond by being helpful and obedient.




Fluffy Kitty is eating. Billy pets the kitty. Billy shows love to Fluffy Kitty. In the Bible, little David shows love to his sheep.

See little David,
the shepherd
boy. (*Point to David.*)
See David's sheep.
(*Point to sheep.*) See the
new lamb. (*Point to the
lamb in David's arms.*)

David shows love
to the little lamb. He
pets the lamb. (*Stroke
your child's arm gently.*)










Come, sheep!" David calls the sheep. See the sheep coming to little David. (*Call your child to you; hug him or her.*) The sheep come to David. He shows love to them.



Little David shows love for his sheep. *(Point to David.)* He leads them to a pool of water. *(Point to the water.)* The sheep drink water.

(Clasp hands; close eyes.) Thank You, God. You love David. You teach him to show love for the sheep. Help me show love to others today. Amen.









Little David shows love for his sheep. He finds good grass. (*Point to the grass.*) The sheep eat the good grass. (*Pretend to be sheep eating grass.*) Yum-yum! The sheep like the good grass.

Little David plays his harp. (*Point to the harp.*) The sheep like to hear his music.




Look out, David!
A lion is after
your sheep.

Grrrrr! The lion
is hungry. (*Rub your
tummy.*) Shoooo, lion!

Little David chases
the lion. (*Pretend to
chase a lion.*) David
shows love for his
sheep. (*Encourage
your child to chase
you; hug him or her.*)









Look out, David!
A bear is after
your sheep.

Grrrrr! The bear
is hungry. (*Rub your
tummy.*) Shoooo, bear!

Little David chases
the bear. (*Pretend
to chase a bear.*) David
shows love for his
sheep. He keeps
them safe.



Come, sheep!
Time to go
home!” David calls.

The sheep follow
David. (*Point to the
sheep.*) They love
David. He helps them
find grass. He shows
love for his sheep.

We can show love
too. We show love
when we care for our
pets. And we show
love to others
when we
are kind
to them.





Hide a toy sheep in the house and help your little one find it. Explain that sometimes David's sheep would run away, and he would have to look for them.

Count things in your home that are made from wool.

If possible, get some unspun wool for your child to feel, or use soft cotton balls. Explain that wool comes from sheep, and that it is used to make many things.

Do & Say

Study these suggestions for something to do each day. Select those that are appropriate for your child's developmental stage and repeat them often.



Help your child imagine that he or she is a shepherd. Talk about ways to look after their sheep.

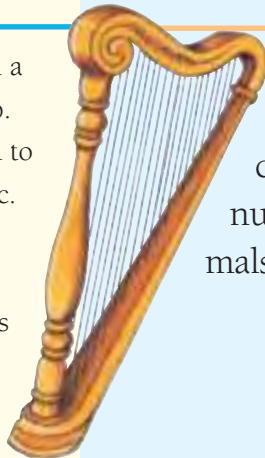
Let your child hide and bleat like a sheep until you find them. Say: "David often had to look for his sheep."

Visit a petting farm, or go for a walk or ride in the country to see some sheep and lambs.

Make different fierce animal noises with your child (bear, lion, etc.). Talk about how David protected his sheep from the wild animals.

Ask your child to help you pick up something, find something, or carry something to the table. Thank them for being helpful.

Show your child a picture of a harp. If possible, listen to some harp music. Talk about how it would soothe and calm David's sheep to hear this music.



If you have a pet, ask your child to help feed it. Or ask a friend if your child can help them care for their pet.



Talk about how to be kind to animals (don't pull kitty's tail, don't throw rocks at animals, etc.).

Go for a walk and count the number of animals you see.

Visit a place where you can feed ducks. Or put some food out for the birds at home. Talk about being kind to animals like David was.

Count on your child's fingers the number of brothers (7) that David had. Then look at a family picture, and count how many people are in your family.

Show your child pictures of family members. Talk about how your child is a part of your family.

Lesson 1

Children, Children

Sing the adapted words to “Praise Him, Praise Him” (*Little Voices Praise Him*, No. 221).

ANONYMOUS

ARR. BY HUBERT P. MAIN

The image shows a musical score for the hymn 'Children, Children'. It consists of four staves. The top two staves are for the vocal line, with the right hand in treble clef and the left hand in bass clef. The bottom two staves are for the piano accompaniment, also with the right hand in treble clef and the left hand in bass clef. The music is in 3/4 time and features a simple, melodic line for the voice and a supporting accompaniment.

Children, children, obey your parents,
In everything, in everything.
Children, children, obey your parents,
In everything, in everything.

Words adaptation copyright © 2000 by General Conference Corporation of Seventh-day Adventists®.