

REFERENCES: 2 KINGS 5:1-17; *PROPHETS AND KINGS*, PP. 244-250.

Captain Naaman's Little Maid

Memory Verse:

“Serve each other with love.” GALATIANS 5:13, ICB.

The Message:

I can share God's love.

Parents:

By the end of this month you can help your child

Know that God will help them serve others.

Feel happy to serve others.

Respond by serving others according to their ability.



Keiko is mother's helper. See Keiko stir the batter. Once a little girl helped cook for Captain Naaman.

Little Maid
(point to her)
is far from home. God
has a happy helper
at Captain Naaman's
house. Little Maid is
God's happy helper.
(Point to Naaman.) She
helps Captain Naaman
because she loves
God.

Captain and Mrs.
Naaman see how well
she works and how
happy she is. They
see that Little Maid
prays to God.









Mrs. Naaman is sad. (Cry into a tissue.) Don't cry, Mrs. Naaman. God will help you.

But Mrs. Naaman can't stop crying. (Point to Mrs. Naaman.) "Boo-hoo! Captain Naaman has leprosy. He has big sores on his skin. Boo-hoo! He will have to go far away. Boo-hoo!"




Don't be sad,
Captain
Naaman! *(Point to
Naaman, then to his
wife.)* Smile, Mrs.
Naaman! Little
Maid can help.
(Point to Little Maid.)

“Go to Israel. Go
see Prophet Elisha,”
Little Maid says. “The
prophet can make
Captain Naaman well.”









See Captain Naaman. Captain Naaman is a soldier. *(Point to Naaman.)* See his chariot. *(Point to the chariot.)*

“Let’s go!” Captain Naaman shouts. *(Point to Naaman again.)* “Goodbye, Mrs. Naaman. Goodbye, Little Maid. May your prophet make me well!”




God can heal you, Captain Naaman,” said the servant. “God can make your skin clean.” (*Touch your child’s skin.*) “Go wash. Wash in the Jordan River. Go under the water seven times.”

So Captain Naaman went to the muddy river Jordan.









See Captain Naaman in the water. (*Point to Naaman.*) The water is muddy brown. (*Point to water.*)

See the sores on his body. (*Point to spots.*)


Captain Naaman dips under the water. One dip. (*Hold up one finger; add fingers as you count.*) Two dips. Three dips. Four dips. Five dips. Six dips. Still the sores are there. One more time Captain Naaman dips under the water.



Yea! (Clap and wave. Point to his chest.) The sores are all gone! Yea! God made Captain Naaman well. Now he knows God loves him. He prays, “Thank You, God, for making me well. Thank You for Little Maid, the happy helper!”

And I thank God for my happy helper too! (Hug your child.)





Do & Say

Sing the memory verse together (see page 42) and read the story.

Fill a purse or cloth bag with story objects. Have your child pull out an object and relate it to the story (dust cloth, bandage, tissue, etc.).

Let your child pretend to be Naaman riding in the chariot. Bounce your child on your knee or pull your child in a wagon.



Help your child place a few white circle stickers on their skin to experience how Naaman looked with leprosy.

Encourage your child to pick up toys. Provide reinforcement by saying, “(child’s name) is a helper.”

Fill a large pan with one inch (three centimeters) of water. Let your child step in and out of the water seven times, as Naaman did.

Count the number of times Naaman dipped in the water and the number of people in the story.

With your child, pretend to be Captain Naaman marching with his soldiers.

Supply a pan of muddy water (one inch/three centimeters deep) for child to see/feel.

Talk about the muddy Jordan River.



Play with a toy doctor kit. Tell your child that the doctor could not help Naaman. God helped Naaman to get well.

Sing “God Takes Care of Me” (*Little Voices Praise Him*, No. 90).

Use a toy telephone to pretend to talk to someone. Talk about how when we pray we are talking to God.

Let your child pretend to be Little Maid helping you (Mrs. Naaman) with household chores such as sweeping, washing clothes, rolling dough, etc.

Hold and hug your child, and sing “Jesus loves (child’s name).”

Make story sounds (marching feet, dipping in the water, bumping in the chariot) as you tell the story to your child.

