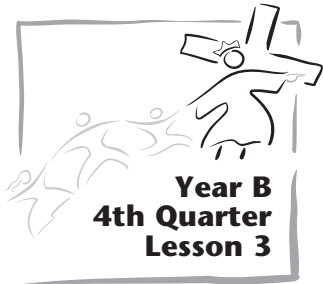


# LESSON



## Angels Sing to the Shepherds

**GRACE** God's grace is a gift.

### References

Luke 2; 1 Thessalonians 4:16, 17; Revelation 1:7; 14:1-3; 21; 22; *The Desire of Ages*, pp. 47, 48; *Testimonies*, vol. 1, pp. 60, 61, 67-70.

### Memory Verse

"[The Lord] said, 'I love you'" (Jeremiah 31:3, ICB).

### Objectives

#### The children will:

**Know** that Jesus came from heaven, and that someday He will take us there to live with Him.

**Feel** happy that Jesus came and joyful at the thought of going to heaven with Him.

**Respond** by thanking Jesus for coming and for the gift of heaven.

### The Message



Jesus likes to be with us.

## Getting Ready to Teach

### The Bible Lesson at a Glance

The shepherds are looking after their sheep one night when angels come and tell them that Jesus is born in Bethlehem. They go to see Baby Jesus.

Jesus is in heaven now. Someday we will go to heaven to live with Jesus.

#### **This is a lesson about grace.**

Jesus was willing to leave heaven to be with us, and someday He will come to take us to heaven with Him. What graciousness!

### Teacher Enrichment

Baby Jesus was gift-wrapped in "swaddling clothes." "The Jewish mother believed that the limbs would grow straight and firm if they were bound tightly to the sides by what were called 'swaddling clothes.' These were bandages four or five inches [110-120 millimeters] wide and five or six yards [five or six meters] long (see Ezekiel 16:4; Luke 2:12)" (Ralph Gower, *The New Manners and Customs of Bible Times*)

# THREE



[Chicago: Moody Press, 1987], p. 62).

“We marvel at the Saviour’s sacrifice in exchanging the throne of heaven for the manger, and the companionship of adoring angels for the beasts of the stall. Human pride and self-sufficiency stand rebuked in His presence. Yet this was but the beginning of His wonderful condescension. It would have been an almost infinite humiliation for the Son of God to take man’s nature, even when Adam stood in his innocence in Eden. But Jesus accepted humanity when the race had been weakened by four thousand years of sin” (*The Desire of Ages*, pp. 48, 49).

## **Room Decorations**

Ideally, your room this month would contain two scenes, one with some type of “mansion” backdrop to illustrate heaven, and one with a Bethlehem manger scene. The heaven scene can be a wooden or cardboard facade or a sheet hung on the wall with a painted picture of a mansion and scenery on it. Whatever is chosen should have a “door” that opens so the children can walk through. Other scenery includes trees, flowers, toy stuffed animals, hanging clouds, etc. The Bethlehem scene can contain a manger, toy stuffed farm animals, and straw or hay.

# Program Overview

| LESSON SECTION                  | MINUTES  | ACTIVITIES  | MATERIALS NEEDED  |
|---------------------------------|----------|---|---|
| <b>Welcome</b>                  | ongoing  | Greet students  |   |
| <b>1 Parent Time</b>            | up to 5  |   |   |
| <b>2 Arrival Activities</b>     | up to 10 | <p>A. <i>Book Basket</i></p> <p>B. <i>Play Scenes</i></p> <p>C. <i>Angels</i></p> <p>D. <i>Pillow Pile</i></p> <p>E. <i>Stuffed Animals</i></p> <p>F. <i>Rocking Chair</i></p>  | <p>board books and puzzles about Baby Jesus, Christmas, angels, etc.</p> <p>play sets relating to Christmas story or heaven</p> <p>angel costumes</p> <p>variety of pillows</p> <p>toy stuffed animals</p> <p>adult-sized rocking chair</p>   |
| <b>3 Getting Started</b>        | up to 10 | <p>Welcome</p> <p>Prayer Time</p> <p>Visitors</p> <p>Offering</p> <p>Birthdays</p>  | <p>bells</p> <p>stickers or small gifts (optional)</p> <p>offering device</p> <p>artificial birthday cake, birthday candles, matches or lighter, small gift (optional)</p>  |
| <b>4 Experiencing the Story</b> | up to 30 | <p>A. <i>Memory Verse</i></p> <p>B. <i>Shepherds in the Fields</i></p> <p>C. <i>Angel Appears</i></p> <p>D. <i>To Bethlehem</i></p> <p>E. <i>Finger Play</i></p> <p>F. <i>Jesus Is in Heaven</i></p> <p>G. <i>Building Mansions</i></p> <p>H. <i>Coming in the Clouds</i></p> <p>I. <i>Whom Will We See?</i></p> <p>J. <i>What Will We Wear?</i></p> <p>K. <i>What Will We Do?</i></p> <p>L. <i>Heaven Is a Happy Place</i></p> <p>M. <i>Thank You, Jesus, for Heaven</i></p> | <p>felt or cardboard "Bibles"</p> <p>felt, plastic or other toy lambs or lamb mitts; shepherd costumes (optional)</p> <p>flashlight or spotlight, angel costume, angel mitts or felt angels or angel sticks</p> <p>felt, toy, or lambs from activity B; doll wrapped in blanket; manger</p> <p>plastic airplanes (optional)</p> <p>play tools, pieces of smooth wood</p> <p>felt clouds or cotton balls, bowl or flannel board with felt of Jesus' second coming</p> <p>angel sticks or felt angels, mansion prop or doorway</p> <p>crowns, white robes (optional)</p> <p>"golden street," toy stuffed animals</p> <p>bells</p> <p>"Jesus Loves Me" banners</p> |

| LESSON SECTION                       | MINUTES  | ACTIVITIES              | MATERIALS NEEDED  |
|--------------------------------------|----------|-------------------------|---|
| <b>5 Make and Take</b><br>(Optional) | up to 10 |                         |   |
| <b>Week 1</b>                        |          | <i>Sock Puppet Lamb</i> | socks or small fabric bags; stuffing material; string; yarn or rubber bands; markers                                  |
| <b>Week 2</b>                        |          | <i>Angel Print</i>      | bowl, spoon, liquid dish soap, food coloring, aluminum foil, paper; paintbrushes (optional)                           |
| <b>Week 3</b>                        |          | <i>Star</i>             | star pattern (see p. 74), paper, scissors, glue or glue sticks, craft sticks or paintbrushes (optional), glitter      |
| <b>Week 4</b>                        |          | <i>Heavenly Crown</i>   | crown pattern (see p. 75), heavy yellow paper, scissors, tape, star stickers or colorful paper stars, glue (optional) |
| <b>Week 5</b>                        |          | <i>Fluffy Clouds</i>    | Jesus' Coming pattern (see p. 76), crayons, cotton balls, glue, heavy paper   |
| <b>Snack Center</b><br>(Optional)    |          |                         | variety of fruit  |

1

**PARENT TIME**

Busy parents often arrive at church tired and worn out from the week's activities and from getting the family ready for the "day of rest." Share a word of encouragement with them sometime during Sabbath School (possibly during Arrival Activities), something that will express your care and concern for them. The following statements were prepared by young mothers and fathers as suggestions, and may be used at your discretion at any time you wish.

**Week 1**

She was only 2 days old, and we were to leave the hospital! But I wasn't

ready! This was my first baby, and I was nervous—OK, so I was really scared. How would I take care of her on my own? There were no nurses at home!

The nurse brought her to me—all wrapped up in a little blanket someone had given me. Her little eyes peeked out at me; then she yawned a big yawn and went back to sleep. She wasn't worried!

I was overwhelmed by this gift of a new life. What a precious child God had given me! As we left the hospital I prayed for His help. Somehow He would make everything right; He would see me through.

Yes, we survived! She has her own

baby girl now, and I have the joy of being a grandmother. Such wonderful gifts God gives us!

Share about a time you were “overwhelmed” by your gift from God.

### **Week 2**

As I was standing in line at the store, my 14-month-old reached his hand up and put it in mine. It was spontaneous and took me by surprise. It felt so wonderful to have that little warm hand in mine. My child loved me and wanted to be close to me.

There is nothing so wonderful as being loved unconditionally by a child! Even after I’d get upset at him and overreact, he’d always forgive me quickly. Jesus loves us and wants to be with us. Isn’t that an awesome thought? God’s Son likes to be with us! Warts and all!

Share a time you felt spontaneously loved by your child. Have you ever thought about how God likes to be with you?

### **Week 3**

It was Christmastime, and as we went into the bank one morning, my 2-year-old was captivated by the tree in the lobby. Beautiful toy-shaped glass ornaments hung thickly from every branch. We admired it for a few minutes before I went to the window to do my banking business. Suddenly I heard a crash that put fear into my heart. Glancing down quickly, I realized Carl *wasn’t* beside me. To my horror I saw that my precious, adorable child had pulled down the bank lobby tree! If only the floor would open up and swallow me. I grabbed my little escape artist by the arm and burst into tears.

Quickly stepping over from her desk came none other than an angel, I’m sure. That precious woman consoled me, told

me not to worry one little bit over that mess, and then *gave* me a little stuffed animal for my son. I tried to ask what I could do to pay for the broken ornaments, but she said only, “Keep doing your business here, honey, and don’t you give it another thought.” Talk about *grace!* I’ll never forget the treatment I received, compared to what I felt I deserved!

Share a time when someone’s gift of grace made the difference in your day. How can we share God’s grace with our little ones?

### **Week 4**

Christmastime—and I was a thousand miles from home. Life in a small apartment didn’t offer much in the way of Christmas cheer! *Maybe if I went shopping for gifts . . .*, I thought.

Just as I turned to get my coat, I heard a knock on my door. Feet shuffled in the hallway. “Sh,” I heard someone say.

I opened the door, and there stood my neighbor with her brood of children. Before I could say anything, they started to sing: “Angels we have heard on high . . .” And the littlest “angel” thrust a brightly wrapped loaf of nut bread into my hands.

I didn’t need to shop! Christmas “angels” had come to my door with gifts of friendship and love.

Share about a time you were lonely or sad and God “gifted” you with someone who helped.

### **Week 5 (or optional)**

“As you try to make plain the truths of salvation, and point the children to Christ as a personal Saviour, angels will be by your side” (*The Desire of Ages*, p. 517).

Think about having angels by your side as you share Jesus with your little one. Share your thoughts.

## 2

**ARRIVAL ACTIVITIES**

Provide simple play activities for the early children on the carpet or on a blanket, sheet, or quilt inside the semicircle. The children participate in these activities, under the supervision of an adult, until the program begins. The child's play should be with materials that relate to the program, which is based on the monthly Bible story.

Choose from the following suggested activities for this month. Be sure to include something for the span of children's ages.

**A. Book Basket**

Provide a selection of board books and simple puzzles about heaven, angels, Baby Jesus, or animals.

**B. Play Scenes**

Provide a wooden, plastic, felt, fabric, or other type of play set with articles relating to the story of Jesus' birth or to heaven.

**C. Angels**

Make angel costumes available. The children may dress up and tell others that Jesus has been born, or pretend to welcome others to heaven.

**D. Pillow Pile**

Let the children play on a pile of pillows, pretending they are going to heaven on soft, fluffy clouds.

**E. Stuffed Animals**

Provide a variety of toy stuffed animals, including farm animals. Imitate their sounds. Talk about the animals who welcomed Baby Jesus the night He was born. Explain that in heaven all the animals will be gentle, and we will be able to play with them.

**F. Rocking Chair**

Provide an adult-sized rocking chair so parents may rock children who are too sleepy or shy to join in.

3

GETTING STARTED

**A. Welcome**

**You Need:**

- bells

Say: **Good morning, boys and girls! I'm so happy to see you today. Sabbath is a special day. Let's say hello to everybody.**

Go around the room and welcome each child. Encourage children and parents to greet each other with a hug, handshake, etc. Sing "I'm Glad I Came to Sabbath School" (*Little Voices Praise Him*, No. 5).

*International law precludes the inclusion of copyrighted lyrics and music for online publication.*

Say: **It's so nice to see each other. It's so nice to be in Sabbath School. Are you glad to be in Sabbath School? Are you glad that you came today? It's especially nice to come to Sabbath School when it's Christmastime. Let's sing with our instruments.** Distribute bells to the children. Sing "Christmastime" (*Little Voices Praise Him*, No. 144).

Christmastime, Christmastime tells of Jesus' love;  
 Christmastime, Christmastime tells of Jesus' love;  
 Merry Christmas, Merry Christmas,  
 sing the happy song!  
 Christmastime, Christmastime tells of Jesus' love.

—Janet Sage

Copyright © 1990 by Janet Sage. Assigned to the North American Division of Seventh-day Adventists®. All rights reserved. Used by permission.

**B. Prayer Time**

Say: **Let's thank Jesus for our Sabbath School and for all our friends here today. We talk to Jesus when we pray.** Sing "Get Ready to Pray" (*Little Voices Praise Him*, No. 8).

I will bend my knees; I will fold my hands;  
 I will bow my head; I will close my eyes  
 And very, very quiet be while the prayer is said.

—Nancy J. Stagl-Schippmann

Copyright © 1978 by Review and Herald® Publishing Association. Assigned to Nancy Stagl-Schippmann.

Pray a simple prayer and have the children repeat your words, similar to the following: **Dear Jesus, thank You for our Sabbath School. Thank You for the stories in the Bible. Thank You for loving us. Amen.**

Sing "Response" (*Little Voices Praise Him*, No. 23).

Thank You, Jesus, for loving me.  
 Amen.

—Mary E. Schwab

Copyright © 1980 by Review and Herald® Publishing Association.

**C. Visitors**

**You Need:**

- stickers or other small gifts (optional)

Greet the visiting children and their parents. You may choose to give the visitors a sticker or other small gift. Sing "We Welcome You" (*Little Voices Praise Him*, No. 7).

*International law precludes the inclusion of copyrighted lyrics and music for online publication.*

**D. Offering**

**You Need:**

- offering container

Say: **Some families don't know that God loves them. Our offering money helps other families**

**learn that God loves them. So we bring our offering to Sabbath School to help others know about God.** Use a basket, or other container for the offering. Invite children and parents to give their offerings to Jesus. Sing "Giving" (*Little Voices Praise Him*, No. 285).

*International law precludes the inclusion of copyrighted lyrics and music for online publication.*

Say: **Thank you, boys and girls, for bringing your offering. Let's ask Jesus to bless the money.** Pray a simple offering prayer.

**E. Birthdays**

Say: **It's a special day for \_\_\_\_\_.** **It's (his/her)**

**birthday!** Lead the child to the birthday chair. Sing "Count the Birthday Money" (*Little Voices Praise Him*, No. 37). Give the child the appropriate number of coins to drop into the artificial birthday cake or other container, or light the candles on the cake while you sing.

**You Need:**

- artificial birthday cake or container
- coins or candles
- matches (optional)
- small gift (optional)

*International law precludes the inclusion of copyrighted lyrics and music for online publication.*

\*Insert the appropriate name, pronoun, and age for the child.

Then sing "Happy Birthday!" (*Little Voices Praise Him*, No. 39).

Happy birthday, happy birthday,  
Happy birthday to you;  
Jesus loves you, dear \_\_\_\_\_.\*  
Happy birthday to you!

—Janet Sage

\*Insert child's name.

© 1977 by Janet Sage. Assigned to the North American Division of Seventh-day Adventists®. All rights reserved. Used by permission.



4

EXPERIENCING THE STORY

**A. Memory Verse**

**You Need:**

- small felt or cardboard "Bibles"

Say: **It's time to look in our Bibles.** Distribute small individual felt, cardboard, etc., "Bibles" to the children. Sing "Jesus Talks to Me" (*Little Voices Praise Him*, No. 51).

Bible, Bible, Jesus talks to me.  
 Bible Book, let me look, Jesus talks to me.  
 Bible, Bible, Jesus talks to me.  
 Bible Book, let me look, Jesus talks to me.

—Susan Davis

Copyright © 1980 by Review and Herald® Publishing Association.

Say: **The Bible tells us that a long time ago, Jesus lived in heaven with God and all the angels. Then He came to earth to be born a baby and live with us because He loves us.**


**Jesus is back in heaven now, and someday He will come and take us to live in heaven with Him because He wants to be with us. Our memory verse today is "The Lord . . . said, 'I love you.'"** Sing the following words to the tune of "Jesus Made the Sunshine" (*Little Voices Praise Him*, No. 168) while you do the motions.



**The Lord said, "I love you,"** Point upward.



**Love you, love you."** Fold arms over chest.



**The Lord said, "I love you.** Point upward.



**I love you."** Fold arms over chest.

**B. Shepherds in the Fields**

**You Need:**

- felt, plastic, stuffed or other toy lambs or lamb mitts
- shepherd costumes (optional)

If you choose, dress the children in simple shepherd headdress costumes consisting of pillowcases or dish towels secured with elastic headbands, yarn, string, etc. Distribute the toy lambs to the children.

Say: **One night long ago, a group of shepherds were out on the hillsides taking care of their sheep and lambs. They looked up at the stars as they talked to each other.**

Turn out the lights in your classroom. Invite the children to bring felt lambs to the board, wave lamb mitts, or bring plastic or toy stuffed lambs to the front of the room while you sing the following words to the tune of "Here We Come to Bethlehem" (*Little Voices Praise Him*, No. 146):

Shepherds watched their flocks at night,  
 Shepherds watched their flocks at night,  
 Shepherds watched their flocks at night,  
 A long, long time ago.

Words copyright © 2002 General Conference Corporation of Seventh-day Adventists®.

### C. Angel Appears

**You Need:**

- flashlight or spotlight
- angel costume
- angel mitts or felt angels or angel sticks

Dress one child in the angel costume. Turn off the lights in your room. Say: **While the shepherds were watching their sheep, they suddenly saw a bright light. It was an angel from heaven!**

Bring forward your child dressed as an angel. Have an adult helper shine the flashlight on the angel. Say: **The shepherds were afraid. They hid their faces from the bright light.** Encourage the children to hide their faces. Say: **But the angel said to them, "Don't be afraid. I have good news for you! Jesus has been born in Bethlehem." Then the sky was filled with heavenly angels. They sang a beautiful song for the shepherds.**

Turn on the lights. Distribute the angel mitts or felt angels or angel sticks to the children. Invite them to wave their angels or bring their angels to the board while you sing "Angels Singing" (*Little Voices Praise Him*, No. 140).

Angels bright were singing,  
 Were singing, were singing;  
 Angels bright were singing  
 When Jesus dear was born.  
 —Virginia Cason

Copyright © 1973 by Virginia D. Cason. All rights reserved. Words adaptation copyright © 2000 by General Conference Corporation of Seventh-day Adventists®.

Say: **The angels were so happy that Jesus had been born. They were so happy because God loved us so much that He gave us His Son. Let's sing our memory verse song again and do the motions.** Sing the following words to the tune of "Jesus Made the Sunshine" (*Little Voices Praise Him*, No. 168).

**The Lord said, "I love you,**

Point upward.



**love you, love you."**

Fold arms over chest.



**The Lord said, "I love you.**

Point upward.



**I love you."**

Fold arms over chest.



### D. To Bethlehem

Say: **When the angels finished singing, they disappeared into heaven. Now the night was dark again. The shepherds rubbed their eyes. "Let's go to Bethlehem and find the baby!" they said. "The angel said He would be wrapped up tightly and sleeping in a manger."**

Distribute the lambs to the children. Invite them to walk around the room while you sing "Here We Come to Bethlehem" (*Little Voices Praise Him*, No. 146).

**You Need:**

- felt, plastic, stuffed, or other toy lambs from activity B
- doll wrapped in blanket
- manger

*International law precludes the inclusion of copyrighted lyrics and music for online publication.*

Say: **The Bible says the shepherds knelt beside Baby Jesus. Let's kneel before Baby Jesus in the manger.**

Sing the second verse to "Here We Come to Bethlehem."

*International law precludes the inclusion of copyrighted lyrics and music for online publication.*

**E. Finger Play**

Say: **Let's tell that part of the story again.** Invite the children to stand and follow your motions.



**Here are the shepherds.**

Pretend to hold lamb in arms.



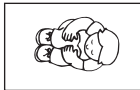
**Here are the sheep.**

Go down on all fours.



**Everything's quiet.**

Sit up with finger to lips.



**They all are asleep.**

Curl up on the floor.



**Here are the angels**

Spread arms as if flying.



**From heaven above.**

Raise arms high.



**Yes, they are singing**

Make a victory fist.



**About God's great love.**

Hug yourselves.



**"Wake up, good shepherds.**

Cup hands to mouth.



**Get up and go,**

Point to the distance.



**For Jesus is here,**

Rock a baby in your arms.



**And He loves you so."**

Point to someone.

Say: **I'm so glad that God loved us so much that He sent Jesus to us. Let's sing and do the motions to our memory verse song again.**

Sing the following words to the tune of "Jesus Made the Sunshine" (*Little Voices Praise Him*, No. 168).

*International law precludes the inclusion of copyrighted lyrics and music for online publication.*

**F. Jesus Is in Heaven**

**You Need:**

- plastic airplanes (optional)

Say: **The Bible tells us that Baby Jesus grew into a man. He lived on earth to save us from our sins. Then**

**Jesus went back to heaven, and that's where He is now, living with God and the angels.**

**Heaven is a beautiful, happy place. It's also up high in the sky, very far away. It's higher than the birds can fly. It's higher than airplanes or rockets can go. You can pretend to be a bird (or hand out plastic airplanes for the children to "fly") while we sing.** Sing "Heaven Is Higher Than All of These" (see page 77).

*International law precludes the inclusion of copyrighted lyrics and music for online publication.*

### G. Building Mansions

**You Need:**

- ❑ play tools (hammer, saw, etc.)
- ❑ pieces of smooth wood

Say: **The Bible also tells us that Jesus is now in heaven building beautiful homes for us. He wants us to live with Him there.**

Distribute play tools and wood. **Let's pre-**

**tend to build with these tools and wood while we sing.** Sing "Jesus Is Building Mansions" (*Little Voices Praise Him*, No. 134).

Jesus is building beautiful mansions;  
He's building mansions for me over there.

Jesus is coming to take us to heaven,  
To dwell in those mansions with Him evermore.

—Jean Dillow Payne

Copyright © 1955 by Review and Herald® Publishing Association.

### H. Coming in the Clouds

Say: **Jesus is coming back very soon to take us to heaven to live with Him. One day we will look up in the sky and see Jesus coming in the clouds with lots of angels to take us to heaven.**

Hand out one cotton ball or felt cloud to each child. **Let's sing about Jesus coming while you bring your "cloud" up front.** Invite the children to place the cotton balls in a bowl or put the felt clouds on the flannel board while you sing "Going Home" (see p. 77).

Jesus is coming in clouds of pure white,  
To take His children home.  
I must be ready when Jesus comes,  
To take His children home.

—Lauretta Wilcox Jarnes

**You Need:**


- ❑ felt clouds or cotton balls
- ❑ bowl or flannel board with felt of Jesus' second coming

Copyright © 1955, 1983 by Review and Herald® Publishing Association.

Say: **Jesus wants to take us to heaven because He loves us and wants to be with us. Let's sing our memory verse song while we do the motions.** Sing the following words to the tune of "Jesus Made the Sunshine" (*Little Voices Praise Him*, No. 168).

**The Lord said, "I love you,**

Point upward.



**Love you, love you."**

Fold arms over chest.



**The Lord said, "I love you.**

Point upward.



**I love you."**

Fold arms over chest.



**I. Whom Will We See?**

**You Need:**

- angel sticks or felt angels
- mansion prop or doorway that opens

Say: **Whom will we see in heaven? We will see angels in heaven. We will see the angels who came and sang to the shepherds the night Jesus was born. And we will get to meet our very special guardian angel who has watched over and protected us.**

Distribute a felt angel or angel stick to each child to put on the flannel board or wave/twirl. **Let's sing about our angel.** Sing these words to the tune of "Jesus Sends the Angels" (*Little Voices Praise Him*, No. 48).

*International law precludes the*

Say: **There will be other people in heaven. Our mommies and daddies, grandmas and grandpas, aunts, uncles, brothers, and sisters will be there.** Stand a child behind the mansion door. Open the door as you say the following verse:

Whom will I see in heaven?  
 Who will live in a mansion fair?  
 Let's open the door and look inside.  
 Why, (child's name) is living there.

After saying the verse, sing "I'll Meet You in Heaven" (*Little Voices Praise Him*, No. 133).

Be happy, be kind, be loving, be true.  
 I'll meet you in heaven, and live up there with you.

—Marilyn Scholes

Copyright © 1958 by Review and Herald® Publishing Association.

If you have a small class, this may be done several times. Each time mention the name of the child who is standing behind the door. If your class is large you may want to just have the children walk through the door one at a time while repeatedly singing the song.

**J. What Will We Wear?**

**You Need:**

- crowns
- white robes (optional)

Say: **What do you think we will wear in heaven? Jesus has special crowns for us to wear.**

Distribute a crown to each child. These can be made of gold or yellow craft foam fastened with Velcro, or laminated on heavy paper and stapled together. **Let's put a crown on our heads while we sing.** Sing "I Will Wear a Crown" (*Little Voices Praise Him*, No. 132).

*International law precludes the inclusion of copyrighted lyrics and music for online publication.*

You may also want to repeat the song with children wearing white robes.

**K. What Will We Do?**

**You Need:**

- "golden street"
- toy stuffed animals

Say: **What will we do in heaven? Do you know that we will walk on streets that are made of gold?**

Roll out shiny gold fabric, yellow felt, or cardboard "street" painted to represent a golden street.

**You may come and walk on our pretend golden street. Then pick up an animal and go back to your seat while we sing.** Sing "On the Streets of Gold" (*Little Voices Praise Him*, No. 129).

There'll be joys untold on the streets  
of gold  
When we go to live with Jesus;  
There'll be mansions fair for us over  
there,  
When we go to live with Jesus.

—Thelma H. Wilson/  
Jean Dillow Payne

Copyright © 1955 by Review and Herald® Publishing Association.

Say: **Do you know what else we will be able to do in heaven? We will play with the animals. None of the animals will hurt us. Gently pet the animal that you are holding while we sing.** Sing "A Real Little Bear to Play With" (*Little Voices Praise Him*, No. 127) or "Animals in Heaven" (*Little Voices Praise Him*, No. 130).

*International law precludes the inclusion of copyrighted lyrics and music for online publication.*

OR

*International law precludes the inclusion of copyrighted lyrics and music for online publication.*

**L. Heaven Is a Happy Place**

Say: **Heaven is a very special place. I can't wait for Jesus to come and take us to our new home in heaven. We will be so happy there. Let's ring our bells while we sing about heaven.**

**You Need:**

- bells

Distribute bells to the children. Ring the bells while you sing "Heaven Is a Happy Place" (*Little Voices Praise Him*, No. 131).

*International law precludes the inclusion of copyrighted lyrics and music for online publication.*

Say: **God loved us so much that He sent Jesus to earth for us. Now Jesus is making heaven a wonderful place for us. He wants to be with us. Let's sing our memory verse song while we do the motions.** Sing the following words to the tune of "Jesus Made the Sunshine" (*Little Voices Praise Him*, No. 168).

**The Lord said, "I love you,**

Point upward.



**Love you, love you."**

Fold arms over chest.



**The Lord said, "I love you.**

Point upward.



**I love you."**

Fold arms over chest.



**M. Thank You, Jesus, for Heaven**

**You Need:**

- "Jesus Loves Me" banners

Say: **Those who love Jesus will live with Him in heaven forever. Jesus wants to be with us.** Distribute banners on a stick. **Let's sing a song to Jesus to thank Him for heaven while we stand and wave our Jesus flags.**

Sing the second verse of "Jesus Loves Me" (*Little Voices Praise Him*, No. 102).

*International law precludes the inclusion of copyrighted lyrics and music for online publication.*

**Let's sing and do the motions to our memory verse song one more time.** Sing the following words to the tune of "Jesus Made the Sunshine" (*Little Voices Praise Him*, No. 168).

**The Lord said, "I love you,** Point upward.

**Love you, love you."** Fold arms over chest.

**The Lord said, "I love you.** Point upward.

**I love you."** Fold arms over chest.

## 5

## MAKE AND TAKE (Optional)


Have the children sit around small tables. Parents or other adults should help children do one of the following activities as you review the lesson story.

**Week 1****You Need:**

- white or black socks or small fabric bags
- material for stuffing sock/bag (polyester filling, crushed paper, yarn, fabric scraps, straw/grass, etc.)
- string, yarn or rubber bands
- markers

**Sock Puppet Lamb**

Fill the sock or bag with stuffing material. Secure the end with string or a rubber band. Pull and shape the stuffed sock until it resembles a lamb, using rubber bands, string, or yarn to tie off a head, tail, and legs. Use markers to add facial features.

**Week 2****You Need:**

- bowl
- spoon
- liquid dish soap
- food coloring
- aluminum foil
- paper
- paintbrushes (optional)

**Angel Print**

Squirt a small amount of liquid soap into a bowl. Color it with food coloring and mix. Dip a small spoonful of the colored liquid soap onto a piece of aluminum foil. Let parents help children “finger paint” an angel shape on the aluminum foil.

(Option: Use paintbrushes.) Lay a piece of paper on the finger-painted angel and press lightly to make a transfer print of the angel on the paper.

**Week 3****You Need:**

- star pattern (see p. 74)
- paper
- scissors
- glue or glue sticks
- craft sticks or paintbrushes (optional)
- glitter

**Star**

In advance, make a copy of the reproducible star pattern (see page 74). Give each parent a star shape to cut out. Squirt a small amount of glue onto each star shape or spread glue stick over the star. If using glue, children can either use their fingers to spread it over

the star or use craft sticks or paintbrushes to paint the glue on the star. Sprinkle with glitter.



**Week 4**

**You Need:**

- crown pattern (see p. 75)
- heavy yellow paper
- scissors
- tape
- star stickers or colorful paper stars
- glue (optional)

**Heavenly Crown**

Make copies of the reproducible crown pattern on page 75 on heavy yellow paper. Have each child's parents cut one out. Allow the children to place star stickers or glue paper stars on the crown. Tape the crown ends together with the extra headband to fit the child's head.

**Week 5 (or optional)**

**You Need:**

- Jesus' coming pattern (see p. 76)
- crayons
- cotton balls
- glue
- heavy paper

**Fluffy Clouds**

Make a picture of Jesus coming in clouds, using copies of the reproducible pattern on page 76. Children may color Jesus; then glue cotton balls onto the cloud section.

**Snack Center (Optional)**

**You Need:**

- variety of fruit

Provide a variety of fruit that is easy for children to eat. Talk about the kinds of fruit we will enjoy/eat in heaven.

**Bible Activities**

If there is still time, families may choose from a variety of activities that reinforce this month's Bible story. Those activities listed as Arrival Activities may be used again.

**Closing**

Sing the memory verse song again. Use the following words to the tune of "Jesus Made the Sunshine" (*Little Voices Praise Him*, No. 168).

**The Lord said, "I love you,** Point upward.

**love you, love you."** Fold arms over chest.

**The Lord said, "I love you,** Point upward.

**I love you."** Fold arms over chest.

Say a short prayer similar to the following: **Dear Jesus, thank You for leaving heaven to come to earth. Thank You for promising to take us to heaven with You someday. Please come soon. Amen.**

As the children prepare to leave the room, sing "Good-bye to You" (*Little Voices Praise Him*, No. 45).

Good-bye to you,  
 Good-bye to you,  
 Good-bye each little one;  
 And don't forget,  
 Jesus is coming soon for you and me.  
 —S. Vance

Copyright © 1980 by Review and Herald® Publishing Association.

**Notes**

## STUDENT LESSON

# Angels Sing to the Shepherds

## References

Luke 2;  
1 Thessalonians  
4:16, 17;  
Revelation 1:7;  
14:1-3; 21; 22;  
*The Desire of Ages*,  
pp. 47, 48;  
*Testimonies*, vol.  
1, pp. 60, 61, 67-  
70

## Memory Verse

"[The Lord] said,  
'I love you'"  
(Jeremiah 31:3,  
ICB).

## The Message

Jesus likes to  
be with us.

*Victor is camping out. Victor sleeps outside, under the stars. It is cool outside. In the Bible story shepherds sleep under the stars.*

The youngest shepherd is lying on the grass. *[Point to the boy.]* All day he has followed the sheep. Now he is tired. The sheep are tired. *[Point to the resting sheep.]* It is time to sleep.

Sh! The big shepherds talk softly. They talk about God. *[Pretend to yawn.]* See the bright angel! *[Point to the angel.]*

The angel speaks to the shepherds. "Do not be afraid. I bring good news! Today in Bethlehem City a special baby is born—Jesus, the Lord! Look for Him lying in a manger."

Singing, singing. Shining angels are singing. *[Point to the angels.]* Angels are singing in the sky. "Glory to God!" they sing. "Glory! Peace to all people!"

The happy angels sing and sing. The shepherds listen and listen. *[Point to the shepherds.]*

Running, running. The shepherds are running to Bethlehem City. *[Run with child around the room.]* They want to see Baby Jesus. The youngest shepherd wants to see Baby Jesus too.

Knocking, knocking. *[Point to the shepherds.]* All the shepherds knock on doors. "Have you seen the baby in the

manger?" they ask. "Where is the baby Jesus?"

Look, over there! What is that light? *[Point to the light.]* Hurry to see the baby! Look! Look! Look into the manger. *[Point to the manger.]* See Baby Jesus. *[Point to Baby Jesus.]*

Kneel, kneel. Kneel, shepherds. *[Kneel*



*and bow head.]* Kneel down and worship Baby Jesus.

God sent Baby Jesus because God loves us. Thank You, God.

Now Jesus is in heaven. Someday He will come and take us to live with Him there.

Jesus loves you and me. He wants us to be with Him forever. *[Pray.]* Thank You, Jesus. Come soon. We want to live with You forever. Amen.

**1.** Count the days to the day that most people celebrate Jesus' birthday. Remind your child that Jesus will come again, because He wants us to be with Him.

**2.** Have your child look at the clouds. Ask: Can you imagine Jesus and His angels coming in them someday? Talk about how everyone will see and hear Him come.

**3.** Cut cookie dough into Christmas shapes (trees, stars, angels) and bake them. Gift wrap the cookies when cool. Share them with a friend.

**4.** Play a recording of some majestic choir music for your child. Talk about how the angels sang when Jesus was born, and how we will sing songs to God in heaven.

**5.** Shake a rattle or homemade instrument while you sing the memory verse song. Sing a song about heaven, or make up one of your own.

**6.** Act out being a gentle animal while your child is a ferocious animal. Pretend you meet in heaven and play nicely together. Switch roles.

**7.** Make some stars and hang them above your child's bed. Sing "Away in a Manger."

# Do & Say

Study these suggestions for something to do each day. Select those that are appropriate for your child's developmental stage and repeat them often.

**8.** Let your child help wrap gifts for the family or a charity. Talk about giving gifts and Jesus' gift to us.

**9.** Help your child name and count on their fingers family and friends they want to see in heaven. Remind your child that you want to be there with all your family.

**10.** Help your child count out an offering to take to Sabbath School. Say: This is our gift to Jesus.

**11.** Show your child a flower. Don't put it in water. See how long it takes for it to die. Say: Things will not die in heaven.

**12.** Help your child make a Nativity scene using materials you have at home. Talk about Jesus' birth.

**13.** Look at the stars in the night sky. Say: Heaven is high, higher than the stars. Jesus came from heaven and will take us there someday.

**14.** Put a white adult T-shirt on your child as a heavenly robe. Help them pretend they are in heaven.

**15.** Take your child to look at some big houses. Remind your child that Jesus is building a mansion for them, one that is better than the big houses they see.