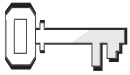


A Wife for Isaac



References

Genesis 24; *Patriarchs and Prophets*, pp. 171–176



Memory Verse

“ ‘ ‘The Lord . . . will send his angel with you and make your journey a success” ‘ ‘ (Genesis 24:40, NIV).

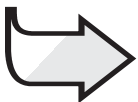


Objectives

The children will:
Know that God wants everyone to join His family.

Feel the joy of being wanted by God.

Respond by telling God how they feel about His love and His invitation.



The Message

God wants everyone to join His family.

Monthly Theme

We belong to God’s family.

The Bible Lesson at a Glance

In his old age, Abraham sends his trusted servant to find a wife for Isaac. The servant trusts in God’s guidance and is led to Rebekah, who kindly offers to draw water from the well for the servant’s camels. The servant explains his mission to Rebekah’s family. The next day Rebekah agrees to return with the servant to meet and marry Isaac.

This is a lesson about community.

Abraham understood the importance of marrying within your “family,” those who share your religion and world view. Rebekah’s family also understood how important this union was to their daughter and to Isaac. Rebekah’s courtesies, followed by the giving of gifts to the family, highlights the kindness that existed for the members of the extended family, and reminds us that we are to show kindness to God’s family today.

Teacher Enrichment

“Abraham had become an old man, and expected soon to die; yet one act remained for him to do in securing the fulfillment of the promise to his posterity. Isaac was the one divinely appointed to succeed him as the keeper of the law of God and the father of the chosen people, but he was yet unmarried. The inhabitants of Canaan were given to idolatry, and God had forbidden intermarriage between His people and them, knowing that such marriages would lead to apostasy. The patriarch feared the effect of the corrupting influences surrounding his son. Abraham’s habitual faith in God and submission to His will were reflected in the character of Isaac; but the young man’s affections were strong, and he was gentle and yielding in disposition. If united with one who did not fear God, he would be in danger of sacrificing principle for the sake of harmony. In the mind of Abraham the choice of a wife for his son was a matter of grave importance; he was anxious to have him marry one who would not lead him from God” (*Patriarchs and Prophets*, p. 171).

“Isaac was highly honored by God in being made inheritor of the promises through which the world was to be blessed; yet when he was forty years of age he submitted to his father’s judgment” (*ibid.*, p. 175).

“After the consent of the family had been obtained, Rebekah herself was consulted as to whether she would go to so great a

distance from her father’s house, to marry the son of Abraham. She believed, from what had taken place, that God had selected her to be Isaac’s wife, and she said, ‘I will go’ ” (*ibid.*, p. 173).

Room Decorations

Create a tent scene, or draw the entrance to a tent and put it on the wall. Place some pots around the entrance. Add some sticks to represent a fire. In one corner, use a large cardboard box painted gray to provide a well. Add toy sheep by the well.

Bulletin Board Ideas

Camel facts; Eliezer’s journey; Ladder of Promises—ladder shape with promises on every rung.

Program Overview

Lesson Section	Minutes	Activities	Materials Needed
Welcome	ongoing	Greet students at door; hear pleased/troubled	none
1 Readiness Options	up to 10	A. <i>Treasure Hunt</i> B. <i>Belonging</i>	fancy box with small treasures, Bibles sets of household items (knife, fork, spoon, different sizes and shapes of spoons, screwdrivers, etc.), bag or box (see activity)
Any Time Prayer and Praise*	up to 10	Fellowship Songbook Mission Offering Prayer	none <i>Sing for Joy</i> <i>Children’s Mission</i> artificial well (see activity) none
2 Bible Lesson	up to 20	Experiencing the Story Memory Verse Bible Study	Bible-times costumes, water jug or pitcher, “gold” bracelet, “gold” ring, “well” from Prayer activity none Bibles
3 Applying the Lesson	up to 15	<i>Family Circle</i>	<i>Sing for Joy</i> songbook
4 Sharing the Lesson	up to 15	<i>God’s Family Tree</i>	brown construction paper or butcher paper, sketch of family tree, colored paper, pencils, church membership list, scissors, glue sticks, Bibles

***Prayer and Praise may be used at any time during the program.**

TEACHING THE LESSON

Welcome

Welcome students at the door. Ask how their week has been—what they are pleased/troubled about. Listen to last week’s memory verse and encourage the children to share any experiences from last week’s lesson study. Have them begin the readiness activity of your choice.



Readiness Activities

Select the activity most appropriate for your situation.

You Need:

- fancy box with small treasures
- Bibles

A. Treasure Hunt

In advance, hide the “treasure chest” in the room. If practical, give the children some clues and send them to look for treasure. For example: “Most people walk through me, only some stop and visit” (sends them to the church lobby). “All who are thirsty, come visit me” (sends them to the drinking fountain). “When I’m covered up, I’m full” (sends them to the parking lot). Finally, bring them back to the classroom with “The treasure you seek is where you began.”

If it is not practical to have the children move around the church building, instruct them to look in the room. If the children have trouble finding the treasure chest, help them by telling them when they’re hot (close to it) or cold (far away).

Debriefing

Ask: **What were you thinking when you were looking for the treasure?** (This is fun. I’m frustrated. It’s too easy; too hard.) **How did you feel when you found the treasure?** (happy, pleased) **The Bible talks about a treasure that is worth more than rubies. Let’s look in Proverbs 31:10.** Read the verse aloud. (“A wife of noble character who can find? She is worth far more than rubies” [NIV].) **Today we are going to learn about a man who was sent on a kind of treasure hunt. But he was looking for the right person to join Abraham’s family. Today’s message tells us that**



GOD WANTS EVERYONE TO JOIN HIS FAMILY.

Say that with me.

You Need:

- sets of household items (see activity)
- bag or box

B. Belonging

Select at least three sets of items such as a knife, fork, and spoon; different sizes and shapes of spoons; small tools such as screwdriver, pliers, hammer; bath towel, hand towel, dish towel, etc. Keep the items hidden in a bag or box. Take out one complete set and an item from another set and ask which item does not belong. For example: three different sizes of spoons and a fork. Or three serving utensils and a tea-spoon. Ask: **Which item doesn’t belong?** Repeat several times with different types of items. Then use four items that all belong in the kitchen or workshop and ask: **Why do these belong together?**

Debriefing

Ask: **What groups do you belong to?** (Pathfinders, Sabbath School, sports teams, class in school) **How important is it to feel that you belong?** (very important; feels

good; good to be with friends; etc.) **How are the items we looked at like God's family?** (We are all different, but we all belong to God.) **God's family stretches around the world. We speak different languages, so we don't always understand one another, but God understands us. We may have different colors of skin, eyes, and hair; we may dress differently, but we are all God's children. We all belong to God's family. Our message today says**



GOD WANTS EVERYONE TO JOIN HIS FAMILY.

Say that with me.

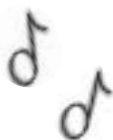
Prayer and Praise

Any
Time



Fellowship

Report the students' joys and sorrows (pleased and troubled) as reported to you at the door (as appropriate). Allow time for sharing from last week's lesson study and review last week's memory verse. Acknowledge any birthdays, special events, or achievements. Give a special warm greeting to all visitors.



Suggested Songs

"Come and Praise the Lord Our King" (*Sing for Joy*, No. 5)

"O, How He Loves You and Me" (*Sing for Joy*, No. 28)

"Jesus Loves Children" (*Sing for Joy*, No. 37)

"Blest Be the Tie That Binds" (*Sing for Joy*, No. 140)

"We Are the Church" (*Sing for Joy*, No. 141)



Mission

Share a story from *Children's Mission*. Ask: **Did anyone join God's family in this story? How does that make you feel?**



Offering

To make a well, use a large appliance box painted gray with "stones" outlined in black. Or draw the outline of a well on a large piece of cardboard or a bed sheet. Say: **Our offerings are used to invite others to join God's family. Let's place our offering in the well.**

Note: This well may be used in *Experiencing the Story* and again in Lessons 11–13.

You Need:

- artificial well



Prayer

Stand in a circle. Ask the children to think of someone in their family and someone in your church family for whom they would like to pray. Go around the group and ask volunteers to say the name of the person in their family. Then ask them to name someone in your church family. Have the children offer short prayers.

2

Bible Lesson

You Need:

- Bible-times costumes
- “gold” bracelets
- “gold” ring
- water jug or pitcher
- “well” from Prayer activity

Experiencing the Story

Characters: Abraham, Eliezer, Rebekah, Laban, the crowd at the well, Rebekah’s family

Props: tent with greenery around it; Bible-times well (see Prayer and Praise prayer section for ideas); water jug

Setting the scene:

Abraham and Eliezer sit on the “ground” outside the tent and “talk.” Then they part. Abraham goes into the tent to sleep. Eliezer sleeps on the ground by the tent. Laban is unseen, inside the tent.

Read or tell the story.

[Eliezer wakes up and sits up suddenly.]

Eliezer woke with a start. The sky was still black. The stars still shone. But it was time to go. He had an important job to do.

[Abraham comes from the tent.]

Abraham appeared out of the darkness. He smiled at his old and faithful servant. “The Lord will send His angel ahead of you, my friend Eliezer,” he said. “He will see to it that you find just the woman He has picked for Isaac’s bride. She will be a woman from my homeland—from my relatives. We cannot let Isaac marry one of the women who lives here for they do not follow God’s ways.”

[Eliezer nods his head and leaves the scene.] Eliezer nodded. He understood. He mounted up. The camels strode off into the darkness.

[Eliezer moves around the room as if on a long journey.] Eliezer thought about his mission as he traveled, day after dusty day. Just how was he to know which of the

strangers he would meet was the woman the Lord had picked? He certainly didn’t want to make a mistake!

Finally Eliezer arrived at the city of Nahor where Abraham’s relatives lived. *[Eliezer stands by the well.]* It was almost evening. He was tired of traveling, and he was thirsty. So were the camels. *[Eliezer sits down by the well.]*

Suddenly Eliezer had an idea! *[He prays, looking up to heaven.]* He raised his head toward heaven and prayed, “Lord, God of my master Abraham, give me success today and keep Your promise to my master. Here I am at the well where the young women of the city will be coming to get water. I will say to one of them, ‘Please lower your jar and let me have a drink.’ If she says, ‘Drink, and I will also bring water for your camels,’ may she be the one that You have chosen for Your servant Isaac.”

Before Eliezer even finished praying, a young girl appeared at the well and filled her water jar. *[Rebekah comes toward the well, carrying a water jug on her shoulder.]* *Could this be the one?* Eliezer wondered. *[Eliezer goes to meet her.]* He ran to meet her and said, “Please give me a drink of water from your jar.”

The girl quickly lowered the jar from her shoulder and held it for him while he drank his fill. And then with a dazzling smile, she said the very words Eliezer had prayed for! “I will also bring water for your camels.” The girl emptied her jar into the animals’ drinking trough, and then ran to the well to get more water. *[Rebekah goes back and forth to the well.]*

Eliezer smiled joyfully. God had answered his prayer so quickly! “Please tell me who your father is,” he said. And when she told him, Eliezer knelt down and worshiped God. “Praise the Lord, the God of my master Abraham. The Lord

has led me straight to my master's relatives!"

[Rebekah runs toward the tent and talks to Laban who comes out of the tent.]

Rebekah rushed home to talk to her brother Laban. *[Laban comes to the well to meet Eliezer.]* Laban went to the well at once and invited Eliezer to come to his home.

[Laban and Eliezer walk to the tent.] Eliezer told them about his mission from Abraham, his prayer, and how God had answered it. *[Eliezer "talks" and Rebekah and Laban nod.]* When Rebekah heard this, she agreed to go with Eliezer. She would become Isaac's wife.

Debriefing

Ask: **Why did Abraham send his servant to find a bride?** (He did not want Isaac to marry a heathen.)

What sign did Eliezer ask for? (That the girl he asked for water, would give him water, and water his camels as well.)

How did Rebekah and her brother react when Eliezer told them of his prayer? (Rebekah agreed to leave her homeland with Eliezer, and to become Isaac's wife.)

Rebekah agreed to become Isaac's wife. She would leave her homeland to travel far away because she believed that it was God's will. God invites all of us to be part of his family. Let's remember:



GOD WANTS EVERYONE TO JOIN HIS FAMILY.

Memory Verse

Use the following to teach the memory verse. Repeat until the children know it.

The Lord . . . Point upward.

will send Cross hands at wrists

his angel and flap like wings.

with you Point to someone.

and make your journey Walk fingers along arm.

a success. Hold thumbs up.

Genesis 24:40 Palms together, then open.

Bible Study

Say: **God wants everyone to join His family. Let's read about some people who were welcomed into God's family.** Write the following texts where all may see and ask for volunteers to read them. As each text is read, ask the class, **Who was welcomed as part of God's family?**

Jonah 3:10 (God welcomes the people of Nineveh.)

Matthew 8:1-4 (Jesus welcomes the man with leprosy.)

Acts 10:19-23 (Peter welcomes Cornelius's messengers and Cornelius.)

Acts 16:23-34 (Paul and Silas welcome the Philippian jailer.)

Debriefing

Ask: **How do you think these people felt when they were welcomed into God's family?** (happy, joyful, at peace, glad)

Is anyone excluded from God's family? (No. God does not want to exclude anyone from His family.)

How does God invite people to be part of His family? (We are His messengers to tell others about Him.) **Today's message tells us what God wants us to tell others. Let's say it together.**



GOD WANTS EVERYONE TO JOIN HIS FAMILY.

You Need:

- Bibles

3

Applying the Lesson

You Need:

• *Sing for Joy*

Family Circle

Say: **Abraham sent Eliezer on a long trip to find a wife for Isaac and invite her to join their family. God is still looking for people to join His family.**

Ask for a volunteer to come to the front and invite someone they do not know well to come and join them. They in turn invite someone to come and join the family. Continue until everyone is standing in a circle. Still standing, sing together "The Family of God" (*Sing for Joy*, No. 139).

Debriefing

Ask: **How big is your family?**

God's family is really big. It is made up of everyone who believes in Jesus. God wants everyone to be a part of His family. He wants all of us to live with Him in heaven.

What will we tell others about that? Our message tells us. Let's say it together:



GOD WANTS EVERYONE TO JOIN HIS FAMILY.

Sharing the Lesson

God's Family Tree

Cut out the shape of a tree trunk and branches large enough to cover a wall. If possible, put the tree in the church foyer.

Show a sketch of your personal family tree. Explain to the children how the people are related to you.

Ask: **How do people become a part of a family?** (birth, adoption, marriage)
We are each a part of two families—our earthly family and God's family. Let's read Mark 3:33-35 and find out who is a part of God's family. Assist readers as needed. (Anyone who obeys God is part of His family.)

Let's make part of God's family tree. Give out different colors of paper and have the children cut out leaves. On each leaf write a name of someone from the church membership list. Go into the foyer and stick the leaves on the tree. Leave some

blank leaves for new members. Put a sign at the base of the trunk that says: "God's family tree at (name of your church)."

Debriefing

Say: **We have a lot of leaves on our family tree, but God wants everyone to be a part of His family.**

Do you know anybody who doesn't know about Jesus yet? Why not ask them to come to Sabbath School next week?

There is always room for more people in God's family. Let's say our message together:



GOD WANTS EVERYONE TO JOIN HIS FAMILY.

Closing

Gather around God's family tree; ask God to bless each person on the tree, and to help us find ways to add more people to His family.

You Need:

- brown construction paper or butcher paper
- sketch of your family tree
- colored paper
- pencils
- church membership list
- scissors
- glue sticks
- Bibles

A Wife for Isaac

References

Genesis 24;
Patriarchs and
Prophets,
pp. 171–176

Memory Verse

“The Lord . . . will send his angel with you and make your journey a success” (Genesis 24:40, NIV).

The Message

God wants everyone to join His family.

Have you ever been on a long journey? What did you take? How did you manage for food? When Abraham sent his servant on a long journey, his servant took 10 camels to carry everything he needed.

Eliezer woke with a start. The sky was still black. But it was time to go. He had an important job to do.

Abraham appeared out of the darkness. He smiled at his old and faithful servant. “The Lord will send His angel ahead of you, my friend,” he said. “God will see to it that you find just the woman He has picked for Isaac’s bride. She will be a woman from my homeland—from my relatives. We cannot let Isaac marry one of the heathen women who live here. He must not marry a Canaanite.”

Eliezer thought about his mission as he traveled day after dusty day. Abraham

was so sure that the Lord’s angel would be traveling ahead of him. He would meet many strangers. Just how would he find the right woman? Which would be the woman the Lord had picked?

Finally, Eliezer arrived at the city of Nahor where Abraham’s relatives lived. It was almost evening. He was tired of traveling, and he was thirsty. So were the camels.

Suddenly, Eliezer had an idea! He raised his head toward heaven and prayed. “Lord, God of my master Abraham, give me success today. Keep Your promise to my master. I am here at the village well. The young women of the city will soon be coming for water. I will say to one, ‘Please lower your jar and let me have a drink.’ If she says, ‘Drink, and I will also bring water for your camels,’ may she be the one You have chosen for Your servant Isaac.”

Before Eliezer had even finished praying, a beautiful young girl appeared. She came to the well and filled her water jar. *Could this be the one?* Eliezer wondered. He ran to meet her. “Please give me a drink of water from your jar,” he asked.

The girl, Rebekah, quickly lowered the jar from her shoulder. She offered it to Eliezer and he drank his fill. Then she said the very words Eliezer had prayed for! “I will also bring water for your camels.” Rebekah emptied her jar into the animals’ drinking trough. Then she hurried to the well for more water.

Eliezer smiled joyfully. God had answered his prayer so quickly! And the girl was so friendly, and so kind!

When Rebekah returned, Eliezer said to her, “Please tell me who your father is.” And when she told him, Eliezer knelt down and worshiped God. “Praise the Lord, the God of my master Abraham. He has faithfully kept His promise to my master. The Lord has led me straight to my master’s relatives!”



Rebekah went home and told her brother Laban about this servant of Abraham. Laban immediately went to the well and invited Eliezer to their home. Eliezer told them about his mission from Abraham. He told about his prayer and how God had answered it so quickly. Would Rebekah agree to Abraham's request?

Rebekah had listened carefully to Eliezer. She heard how God had led Eliezer to her family. She believed God was leading in this. So she agreed to go with Eliezer. She would leave her family and her homeland. She would become Isaac's wife.

Daily Activities

Sabbath

- If possible, spend some time with other members of God's family this afternoon. Talk about your lesson story and how Abraham's family stayed together even though they lived away from one another.
- Sing "The Family of God" (*Sing for Joy*, No. 139) before prayer. Then thank God for other members of His family.

Sunday

- With your family read and discuss Genesis 24:1-10. Why didn't Abraham want Isaac to marry a local girl? How many camels did Eliezer take with him? Why?
- Draw a camel and write your memory verse on it. Put it where you will see it every day. Teach the verse to your family.
- Find out five camel facts and share them with your family at worship.
- Ask God to protect people who are traveling.

Monday

- Read and discuss Genesis 24:11-27 for worship today. Describe Eliezer's prayers. What were the results? Ask your family to tell about a time God answered their prayers. Thank God that He hears and will answer your prayers.
- Camels drink five gallons of water a day. Eliezer had 10 camels. How much water would Rebekah have to take from the well to water the camels for one day? Fill and lift a gallon container. How do you think Rebekah felt when she was watering the camels?

Tuesday

- During worship read and discuss Genesis 24:28-40. What kind of person was Rebekah? How can you be like Rebekah today?
- Just for fun, use cardboard or an old box and

make a model well. Where do you get your water today? How is that like or different from Rebekah's time?

- Sing some praise songs, then thank God for the life-giving gift of water.

Wednesday

- Read and discuss Genesis 24:41-58 with your family. What did Eliezer give to Rebekah? How do you think Rebekah felt about leaving for a new country? about marrying a stranger? Why did she agree to do this?
- If possible, talk with someone from another country. Ask them how people in that country worship God.
- Pray for people around the world who may not be able to worship freely.

Thursday

- Read Mark 3:33-35 during family worship. Who belongs to God's family?
- Hold a mirror so family members can see themselves. Ask them to say, "I belong to God." Together, talk about what that means. Sing about belonging to Jesus or God. Then thank God that you belong to Him.
- Camels can travel 100 miles a day at a speed of 10 miles per hour. How many hours would it take them to go 100 miles? How long would it take you to walk 100 miles?

Friday

- Reread Genesis 24:10-26 during family worship. With your family, act out the story.
- Rebekah and Isaac had never met. They lived a long way from each other. Name some of your relatives who live far away. Pray for each one.
- Make and send a card to tell someone that you are glad that they are part of God's family.