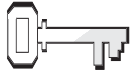


Where Are the Nine?



References

Luke 17:11-19; *The Desire of Ages*, pp. 262–266, 348



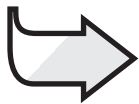
Memory Verse

“Praise the Lord,
O my soul, and forget
not all his benefits—
who forgives all your sins
and heals all your diseases”
(Psalm 103:2, 3, NIV).



Objectives

The children will:
Know that we
worship God by being
thankful to Him.
Feel a desire to let God
hear their praise.
Respond by telling what
God has done for them.



The Message

We worship God
when we thank Him.

Monthly Theme

Worship makes us joyful every day.

The Bible Lesson at a Glance

Ten lepers call out to Jesus for mercy and healing as He enters a village. He tells them to go and show themselves to the priests. They act in faith and follow Jesus’ instructions, resulting in their healing on the way to the priests. Only one of them, a Samaritan, goes back to thank Jesus for healing him. Jesus is happy and sad—happy that one former leper remembers to give glory to God, and sad that the other nine do not.

This is a lesson about worship.

Worship is a response to God’s grace and power. All of the lepers partook of God’s grace and healing power. Only one responded directly to God’s grace by worshiping Him with thankfulness and praise.

Teacher Enrichment

“The lepers stood far off.” At least one authority states that, when he was windward of a healthy person, the leper should stand at least 50 yards (62 m) away. Nothing could better show the utter isolation in which lepers lived.

When the Samaritan returned, Jesus said, “Your faith has made you well,” or “your faith has saved you.” (See Matthew 9:22; Luke 7:50; 8:48 for other instances in which Jesus used this phrase.) This phrase suggests that in addition to physical healing that all ten received, the Samaritan also experienced salvation.

Room Decorations

See Lesson 9.

Program Overview

Lesson Section	Minutes	Activities	Materials Needed
Welcome	ongoing	Greet students at door; hear pleased/troubled	none
1 Readiness Options	up to 10	A. <i>Thank You in Any Language</i> B. <i>No Thumbs Relay</i>	list of ways to say "Thank you" written where all may see masking tape or bandages, balls or wadded paper, pens, paper
Any Time Prayer and Praise*	up to 10	Fellowship Songbook Mission Offering Prayer	none <i>Sing for Joy</i> <i>Children's Mission</i> offering container <i>He Is Our Song</i> , No. 148, Prayer Diary
2 Bible Lesson	up to 20	Experiencing the Story Memory Verse Bible Study	cloth bandage or toilet paper, scissors Bibles, shakers or rhythm instruments, memory verse written where all can see Bibles
3 Applying the Lesson	up to 15	A. <i>Thankfulness Circle</i> B. <i>Role-Play Situations</i>	poster with Psalm 103:2, 3 written in large letters none
4 Sharing the Lesson	up to 15	<i>Thank You, Jesus</i>	rhythm instruments, paper, pencils, <i>Sing for Joy</i> songbook, large sheets of drawing paper, markers, crayons, envelopes and postage stamps, lined paper, picture signs

*Prayer and Praise may be used at any time during the program.

TEACHING THE LESSON

Welcome

Welcome children at the door. Ask how their week has been—what they're pleased/troubled about. Ask them if they would like to share anything from their Bible lesson this past week. Have them begin the readiness activity of your choice.



Readiness Activities

Select the activity most appropriate for your situation.

You Need:

- list of ways to say "Thank you" where all may see

A. Thank You in Any Language

Say: **There are many ways to say "Thank you" in actions and in words. Let's try to say "Thank you" in some other languages.** Help the children read the list.

English	Thank you
Bornese	Tremacassi
Spanish	Gracias
Hindi (India)	Dhan-nya-wadh (dun-ya-vahd)
French	Merci
Afrikaans	Dankie
Philippines	Selemat po
Japanese	Arigat Gozaimasu
German	Danke (dahn-ka)

Debriefing

Say: **God is accustomed to hearing "Thank You" in all kinds of languages. You just heard a sample of what He must experience. Be sure that you often let God hear your praise in your language.**

To conclude: Sing "Praise Him, Praise Him," changing the words so as to sing one form of thank you after another. For example:

"Thank You, merci, gracias, tremacassi.
Danke, God. Dhan-nya-wadh.
Thank You, merci, gracias, tremacassi.
Arigat, selemat po."

Say: **Today's message says . . .**



WE WORSHIP GOD WHEN WE THANK HIM.

You Need:

- masking tape or bandages
- balls or wadded paper
- pencil and paper for each team

B. No Thumbs Relay

Ask the children to pair off and tape their partner's thumbs to their palms. (Adults assist as needed.) They then form teams for the relay. Each team has a team leader. If the children say the relay is too easy, have them keep one hand behind their backs.

Paper wad relay: The team leaders throw the balls or wadded paper to the first person in line. The person catches and throws the object back to the leader, then crouches down or runs to the back of the line. The leader repeats with the next person, and so on until the last person has thrown back to the leader.

Paper signing race: With thumbs still taped, the team leaders write their name and then pass the pencil and the paper to the next person in line. Each person in turn signs the paper. The last person takes the paper to the teacher.

Repeat the relays with the thumbs untaped.

Debriefing

Ask: **How does it feel to have the use of your thumbs again? Say: Lepers often lose fingers and toes. Leprosy attacks them, robbing them of all feeling, so they may hurt a finger or toe and not realize it. Sores forming in a wound eventually eat away part of a finger or toe. How would a leper feel who lost a finger? Imagine how it would feel to get the use of his hands back again.** Allow discussion. **What do you have to praise God for today? Praise is a great way to worship God.** Read aloud Psalm 9:1, 2. **That is what our message for today is about.**



WE WORSHIP GOD WHEN WE THANK HIM.

Say that with me.

Prayer and Praise



Fellowship

Report the children's joys and sorrows (pleased and troubled) as reported to you at the door (as appropriate). Review last week's memory verse and allow time for sharing favorite experiences from last week's lesson study. Give a special warm greeting to visitors and introduce each by name. Acknowledge birthdays or special events.



Suggested Songs

"Father, We Thank Thee" (*Sing for Joy*, No. 100)

"Seek Ye First" (*Sing for Joy*, No. 67)

"Clap Your Hands" (*Sing for Joy*, No. 4)

"God Made Our Hands" (*Sing for Joy*, No. 57)



Mission

Use a story from *Children's Mission*.



Offering

Offer prayer, asking God to use this money to teach others about God so that they can be thankful as your class is.

You Need:

- offering container



Prayer

Record any requests or problems solved in the class "Prayer Diary." (See Lesson 8.) Sing "Lord Be Glorified" (*He Is Our Song*, No. 148), then say the words together as a prayer. Encourage children to offer a sentence prayer thanking God for something special.

Bible Lesson

You Need:

- roll of toilet paper or roll of cloth bandage
- scissors

Experiencing the Story

In preparation for this interactive story, wrap one of your own hands in a cloth bandage or toilet paper. Give the children a length of toilet paper or bandage to wrap around one of their hands, securing it with their thumb. When talking about Jesus, put the bandaged arm behind your back and have the children do the same.

Explain that when they hear the following words, they respond as listed:

- When they hear: They do:**
- bandaged hands** Hold up their “bandaged” hands.
- leper or leprosy** Raise the “bandaged” hand; shout “Unclean! Unclean!”

Read or tell the story.

One day as Jesus was approaching a village with His disciples, ten men called to Him. The men raised their **bandaged hands** [*Raise your bandaged hand.*] and cried, “Jesus, Master, have pity on us!” [*Encourage the children to echo you.*]

[*Put bandaged hands behind back.*] Jesus looked around and saw the ten men. He saw their **bandaged hands**. [*Raise your bandaged hand.*] In the distance Jesus also noticed miserable shacks where the men lived. The people with Jesus noticed these things too. “**Lepers**” [*Raise hand, shout, “Unclean! Unclean!”*], the disciples murmured. And they waited to see what Jesus would do. [*Put bandaged hands behind back.*]

Leprosy [*Raise hand, shout, “Unclean! Unclean!”*] is a disease that changes the

color of the skin and numbs all feeling. It starts in the fingers and toes and sometimes even on the face. Because **lepers** [*Raise hand, shout, “Unclean! Unclean!”*] do not feel anything, they often hurt their fingers and toes. Then bad sores grow in the wounds and eat away the flesh. And all the **lepers** [*Raise hand, shout, “Unclean! Unclean!”*] could do was to **bandage their hands**. [*Raise your bandaged hand.*]

Nobody wants to be near a **leper** [*Raise hand, shout, “Unclean! Unclean!”*] for fear of catching **leprosy**. [*Raise hand, shout, “Unclean! Unclean!”*] So they had to call out “Unclean!” to warn people to stay away.

The unhappy sight of these ten **lepers** [*Raise hand, shout, “Unclean! Unclean!”*] touched Jesus’ loving heart. So He called to them, “Go, show yourselves to the priests!” [*Put bandaged hands behind back.*]

For just a moment the men may have been disappointed in Jesus. Why did He not walk over and heal them on the spot? But then they realized why He was sending them to the priest.

The **lepers** [*Raise hand, shout, “Unclean! Unclean!”*] knew that the ancient law of Moses required healed **lepers** [*Raise hand, shout, “Unclean! Unclean!”*] to show themselves to a priest. If the priest declared them healed, everyone else would welcome them back into the village. They could live with their families once again.

“What are we waiting for?” they may have asked each other. They turned and hobbled toward the nearest synagogue. The rags fluttered from their **bandaged hands**. [*Raise your bandaged hand.*]

As they ran, the feeling came back into their hands and feet again. They tore the rags off their **bandaged hands**. [*Wait for everyone to tear off the paper from their hands.*] They were truly healed! Seeing this,

the men ran even faster. But one man slowed to a stop. Then he turned and ran back toward Jesus.

Now, this man was a Samaritan. He was twice unhappy. He was treated as an outcast because he was a hated Samaritan, and he had been treated as an outcast because he was a **leper**. [*Raise hand, shout, "Unclean! Unclean!"*] That's right, the Samaritan was considered unclean in two ways.

As much as the Samaritan wanted to reach the priest and be declared whole just like everyone else, he had turned around and come back to Jesus. He knelt at Jesus' feet.

"Thank You," he whispered. Then, louder, "Thank You, Thank You. Thank You!"

Jesus' eyes sparkled. So few people stayed to share their thankfulness with Him. So few let Him hear their joyful praise and worship when they were healed.

"Were not ten men cleansed?" Jesus asked. "Where are the other nine? Is the Samaritan the only one who can thank and praise God?"

Then Jesus said, "Get up and go. Because of your great faith, you have been made well." Joy flooded the Samaritan's heart. With a thankful heart he worshiped God.

Debriefing

Say: **How had the Samaritan leper been treated by the village people?** (as if he were dirty, and they could not touch him)

When you are sick, what does your mom do for you? (feels forehead, takes temperature, tucks into bed, fixes tray of food) **What would your life have been like if you had leprosy back then?** (no feeling; no touching; you would have to look after yourself)

Who in our society today gets treated as if they are unclean and

untouchable? (very poor people, AIDS patients, HIV positive children, street people, children who do not dress like us, etc.)

How would you feel if something that made you seem like an untouchable was taken away and you could be like everyone else? What would you feel like doing? (laughing, celebrating, praising God)

God is so good to us. He has saved us from sin. Sin is worse than leprosy. What would you like to do about God's love for you? Allow discussion time. **Say our message with me.**



WE WORSHIP GOD WHEN WE THANK HIM.

Memory Verse

Say: **One of the ways we praise and worship God is through music. Our memory verse today comes from a psalm or song of praise. We are not going to sing it, but we are going to shake/beat out the rhythm of the words as we say the verse together.**

Beat the rhythm as you read the verse aloud: **Praise the Lord, O my soul, and forget not all His benefits—who forgives all your sins and heals all your diseases" (Psalm 103:2, 3, NIV).**

Have the children beat the rhythm as they say the verse several times. Then cover or erase a word and do it again. Repeat the action, removing one word at a time until all words are gone.

Bible Study

Choose three children (or adults if children are not able to read) to read the lesson story in Luke 17:11-19, assigning reading parts as follows:

Child #1 The parts of the verses that narrate events: verses 11, 12, 13a, 14a, 14c, 15, 16, 17a, 19a

You Need:

- shakers or rhythm instruments
- memory verse written where all may see
- Bibles

You Need:

- Bibles

Child #2 What the lepers said: verse 13b

Child #3 What Jesus said: verses 14b, 17, 18, 19b

Debriefing

Say: **How do you feel when someone says Thank you to you?** (good, happy that they recognized what I had done, pleased, etc.) **How do you think**

God feels when you thank Him for something? (happy, pleased, etc.) **What are some ways we can thank God?** (prayer, songs, by our actions) **What does our message tell us? Let's remember it:**



WE WORSHIP GOD WHEN WE THANK HIM.

Say that with me.

3

Applying the Lesson

You Need:

- poster with Psalm 103:2, 3 written in large letters

A. Thankfulness Circle

Ask everyone to find a partner and then sit in a circle around you. (Large group option: The children make circles around their adult helpers.) Read Psalm 103:2, 3 together.

The adult says the first word of Psalm 103:2, 3. Then go clockwise around the circle, each person adding the next word. If someone misses their word, the teacher prompts him or her and the group has to start over. Play until a group completes the verse.

Go around the circle one more time. This time, each person tells the person to their left something that they appreciate or admire about them. The person who has been complimented then expresses their thankfulness to Jesus for helping them or giving them that quality.

For example:

Person A: I like the way Kelly is so good at soccer.

Kelly: I thank God for giving me strong legs and a dad who teaches me how to kick straight.

Debriefing

Ask the children to commit to thank-

ing people and to giving God the credit when people compliment them. **Let's remember the message and say it together:**



WE WORSHIP GOD WHEN WE THANK HIM.

B. Role-Play Situations

Help your class to act out the following situations:

1. Say: **You come in from outside, all hot and thirsty. Your teacher offers you a drink. What do you do?** (drink it; say thank you) Ask: **Who really provided the water? Do we need to thank Jesus too?**

2. Say: **You see your good score on a spelling test for the first time. Your friends are all pleased with their scores. As you congratulate each other, what will you say?** (Thank you; I had help studying; Jesus helped me.)

Debriefing

Say: **Every good thing that happens to you gives you a chance to worship God. Always remember to thank Him each time, because ...**



WE WORSHIP GOD WHEN WE THANK HIM.

4

Sharing the Lesson

Thank You, Jesus

Designate three areas in the room where the children can do something to praise the Lord. On the wall near each area, tape a picture sign that names the activity (see box below). Have an adult helper assist at each place.

Say: **We want others to thank the Lord for what He does for them too. So decide which activity you want to do, then go to the adult helper in the area of your choice and they will help you get started. As you work, think of someone you want to share your thanks with and tell the others in your group about it.**

Debriefing

When time is up, have everyone

gather to show and share their praise. Read aloud Psalm 103:2, 3 (the memory verse) and have the children say it with you.

Say: **Worshiping with praise makes us feel joyful. God enjoys our praise. Praise is telling God how thankful we are. Praise is worship. We want others to praise God too. So let's share what we have made with someone this week. Today we have learned that**



WE WORSHIP GOD WHEN WE THANK HIM.




Let's say that together again.

Closing

Close with prayer, thanking God for specific blessings enjoyed in today's Sabbath School time.

You Need:

- picture signs
- rhythm instruments
- paper, plain and lined
- art supplies
- envelopes and postage stamps
- *Sing for Joy* songbook

Picture Sign	Materials	Activity
music notes 	rhythm instruments, paper, pencils, <i>Sing For Joy</i> songbook	Children make up a praise song based on Psalm 9:1, 2 set to the tune "Praise Him, Praise Him" (<i>Sing for Joy</i> , No. 12).
crayons 	large sheets of drawing paper, markers, crayons	Children make decorative posters to hang in the church hallway. The posters feature "thank You" to God for what He has done for them.
postage stamp 	pencils, lined paper, envelopes, postage stamps	Children write letters telling a friend or relative about what God has done for them.

Where Are the Nine?

References

Luke 17:11-19; *The Desire of Ages*, pp. 262–266, 348

Memory Verse

“Praise the Lord, O my soul, and forget not all his benefits—who forgives all your sins and heals all your diseases” (Psalm 103:2, 3, NIV).

The Message

We worship God when we thank Him.

Have you had chicken pox? If so, you probably had to stay home from school for a long while. If you had gone to school some other children might have caught the disease from you. That’s because chicken pox is contagious—people can easily catch it. In today’s lesson, we will read about ten men who had a contagious disease.

One day Jesus and the disciples were walking to Jerusalem. They traveled a road on the border between Galilee and Samaria. Just as they were entering a village, ten men called, “Jesus, Master, have pity on us!”

Jesus looked around. He saw lepers’ shacks built outside the village. He saw men dressed in ragged clothing. He saw bandages wound around their feet and hands. Instantly, Jesus knew that these men were lepers.



Jesus felt very sad when He saw the lepers. He knew how much they wanted to be well again.

Long before Jesus lived on earth, Moses had given some rules about leprosy: when the first sores of leprosy appeared on a leper’s skin, he or she had to show them to the priest. The priest would look very closely at the sores and then send the person away. After a set time, the leper returned to the priest. If the sores had not healed, the priest would say the person was unclean because he had leprosy.

Lepers had to live outside the village. They were not allowed to return to their families unless the sores healed. And though lepers hoped and hoped, leprosy did not heal.

Nine of these lepers were Jews and one was a Samaritan. They had heard of Jesus. They held their arms out to Jesus and begged Him to help them.

“Go, show yourselves to the priests,” Jesus called.

For just a moment the lepers may have been disappointed. But then they understood. They knew why Jesus was sending them to the priest.

The lepers knew they would have to show themselves to a priest. If the priest said they were healed, everyone else would welcome them back into the village. They could go home and live with their families again.

“What are we waiting for?” they probably asked as they hurried to find the priest. As they ran, the feeling returned to their feet and hands. The sores went away. They were truly healed!

As much as the Samaritan wanted to reach the priest with the others, he stopped. He turned around and ran back to Jesus. Praising and thanking God, the man fell at Jesus’ feet.

“Thank You,” he whispered. Then, louder, “Thank You, Thank You. Thank You!”

Jesus' eyes sparkled. So few people He helped were truly thankful. He looked down the road at the nine Jews hurrying on their way. "Were not ten lepers cleansed?" Jesus sadly asked. "Where are the other nine? Is the Samaritan the only one who will thank and praise God?"

Then Jesus turned to the Samaritan and said, "Get up and go. Because of your great faith, you have been made well." Joy filled the man's heart. With a thankful heart, he worshiped God.

Daily Activities

Sabbath

- With your family, read the lesson story "Where Are the Nine?" If possible, share the story with a sick person.
- Try to tell the story in your own words and read the memory verse from the Bible to someone in your family.

Sunday

- During family worship today read the lesson story in Luke 17:11-19.
- Make or find a small gift for a sick person. Make some wrapping paper with pretty pictures. Write your memory verse on the wrapping paper. Plan to deliver or mail the gift.
- Play, sing, hum, or listen to "God Made Our Hands" (*Sing for Joy*, No. 57).
- Thank God for your health.

Monday

- During worship, read Luke 17:15, 16. Why do you think Luke mentioned that the tenth leper was a Samaritan? Read Acts 10:34, 35.
- Do you have a friend from another country? Who is it? Find his/her country on a map. Pray for them today.
- Draw around your hand or foot and cut out the drawing. Write your memory verse on the cutout, then use it to teach the verse to your family.

Tuesday

- Ask your family to help you make a flute. Find a cardboard tube (toilet paper tube, etc.). Fasten a piece of waxed paper to one end with a rubber band. Hum one of your favorite praise songs into your flute. Ask your family to read the memory verse while you "play" the flute.
- Read Romans 1:21, 22. What can happen to one who forgets to thank God for His bless-

ings? What blessings did you enjoy today? Thank God for them.

Wednesday

- During family worship, tell about a time when you were very sick. In what ways was your illness like or unlike leprosy? Who helped you get well? When you pray, thank God for medical care and the gift of health.
- Write your name without using your thumb. Then thank Jesus for the way you are made.
- Use your hand or foot cutout and review your memory verse.

Thursday

- With your family, read Luke 17:17. Why do you think nine lepers did not thank Jesus? Write below three things for which you are thankful:

- Thank Jesus right now. Imagine that you are at Jesus' feet just like the grateful leper.

Friday

- For family worship, have a Praise Marathon. Sing praise songs without stopping. Take turns thinking of a song. Try to start the next song as soon as the last one ends. Keep going until you run out of new songs. Read Psalms 138:1 and 145:1, 2 as a prayer.
- Start a family "Blessings Book." Every Friday evening write in blessings that your family has enjoyed during the past week. Hold hands and thank Jesus for these blessings.
- Lead your family in saying your memory verse.