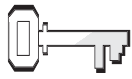


Better Than Gold!



References

Acts 3:1-26;
The Acts of the Apostles, pp. 57-60



Memory Verse

“ We would like
to see Jesus’ ”
(John 12:21, NIV).

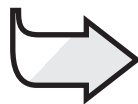


Objectives

The children will:
Know that when they serve, they show Jesus to others.

Feel a desire to help others know Jesus.

Respond by choosing to do something that helps others know Jesus.



The Message

By serving, I show Jesus to others.

Monthly Theme

We look for ways to help others.

The Bible Lesson at a Glance

Peter and John are moved by the Holy Spirit to serve a man, crippled from birth, by healing him. They tell him to stand and walk. He does. When people come running in amazement, Peter tells them about Jesus and many believe.

This is a lesson about service.

When we serve God by helping others, we are demonstrating His love to others and giving them an opportunity to know Him too.

Teacher Enrichment

“ By faith in the name of Jesus, this man . . . was made strong’ ”
(Acts 3:16, NIV).

The cripple at the Gate Beautiful was a 40-year-old man who had longed to meet Jesus so he could be healed. He finally convinced friends to bring him to Jerusalem, but when he arrived he found out that he was too late; Jesus had been put to death. His friends knew how disappointed he was and brought him to the temple every day, hoping that those who passed by would take pity on him and give him money. (See *The Acts of the Apostles*, pp. 57, 58.)

Room Decorations

This month’s Bible stories emphasize physical and spiritual healing as service. Three stories take place outdoors (one near a pond) so display greenery and flowers. Use a blue cloth to simulate a pond. On one wall begin a display of pictures that show adults and children helping others. Add to the display each week as you talk about the lesson.

Program Overview

Lesson Section	Minutes	Activities	Materials Needed,
Welcome	ongoing	Greet students at door; hear pleased/troubled	none
1 Readiness Options	up to 10	<i>A. Scavenger Hunt</i> <i>B. Make a Sandwich</i>	10-12 small items to hide, list of hidden items, Bible sandwich ingredients, paper, pencil, paper towels, Bible
Any Time Prayer and Praise*	up to 10	Fellowship Songbook Mission Offering Prayer	none <i>Sing for Joy</i> <i>Children's Mission</i> container with pictures of people helping others mirror
2 Bible Lesson	up to 20	Experiencing the Story Memory Verse Bible Study	Bible-times costumes Bible Bibles
3 Applying the Lesson	up to 15	<i>A. Handy Hands</i> <i>B. Newspaper Notice</i>	none local newspapers
4 Sharing the Lesson	up to 15	<i>Follow the Need</i>	none

***Prayer and Praise may be used at any time during the program.**

TEACHING THE LESSON

Welcome

Welcome students at the door. Ask how their week has been—what they are pleased/troubled about. Give directions for the Readiness Activity of your choice.

1

Readiness Activities

Select the activity that is most appropriate for your situation.

You Need:

- 10-12 small items to hide in the room
- list of hidden items
- Bible

A. Scavenger Hunt

Create a scavenger hunt in your room with things that are in full view but will be difficult to notice unless they're pointed out. Think in terms of camouflaging with texture and color. For example, a paper cutout pinned to a curtain can fit in with the design on the fabric. A different-colored silk flower can be tucked into a vase with real flowers. A green ribbon can be hidden among leaves on a tree branch. A cotton ball could be nestled among felt clouds. Use your creativity!

Give each child a list of the items they're to look for. Say: **Check each item off the list once you have found it, but do not talk about it or point it out to anyone else.** Pair readers with non-readers. Allow 5 minutes, then point out any items that haven't been found.

Debriefing

Ask: **What was the hardest thing to find?** (Nothing was hard; everything was hard; accept all responses.) **Sometimes we can't see things right in front of us, and we need help finding them. How did you feel when you couldn't help anyone?** (Most children want to help.) Read aloud John 12:21. **Sometimes it's hard for other people to see Jesus, but we can help them. Our message for today is:**



BY SERVING, I SHOW JESUS TO OTHERS.

Say that with me.

You Need:

- sandwich ingredients
- paper and pencil
- clean surface or paper towels
- Bible

B. Make A Sandwich

Place the ingredients for a simple sandwich on the table. Form groups of four or five, each with an adult helper. Give each group paper and pencil; ask the group to come up with the instructions for making a sandwich. Have adult helpers or older students list the steps they would take.

When groups finish, collect the papers and read one group's instructions while several children work on a clean surface or paper towels and attempt to make a sandwich, following the directions exactly. (Don't add steps that may be missing.) For example, if directions say only, "spread jam on the peanut butter," expect the children to do that. If they insist on bread, say that you will write that into the recipe.

Debriefing

Ask: **Did you think you had given good instructions? Did you find that some things were missing? Words alone aren't always enough, are they?**

Read aloud John 12:21. **Many people want to see Jesus. Reading about Him isn't enough. They want to see Him. The way to show Jesus to others is to show that Jesus is in you.**

How do we show Jesus to others? Our message today tells us one way. Say the message, then ask the group to say it with you.



BY SERVING, I SHOW JESUS TO OTHERS

Prayer and Praise

Any
Time



Fellowship

Report the students' joys and sorrows (pleased and troubled) as reported to you at the door (as appropriate). Review the memory verse and allow time for sharing experiences from last week's lesson study. Acknowledge any birthdays, special events, or achievements. Give a special warm greeting to all visitors.



Suggested Songs

- "We Are His Hands" (*Sing for Joy*, No. 129)
- "Jesus Bids Us Shine" (*Sing for Joy*, No. 133)
- "Be Like Jesus" (*Sing for Joy*, No. 115)
- "Anywhere With Jesus" (*Sing for Joy*, No. 45)



Mission

Share a story from *Children's Mission*. Help the children identify someone who showed Jesus to someone else.



Offering

Say: **Bringing our offering is one way of helping others learn about Jesus.** Tell children something about the part of the world that will receive the 13th Sabbath offering this quarter.

You Need:

- container with pictures of people helping others



Prayer

Before prayer pass a mirror around and allow each child to look at themselves. Remind them that others look for Jesus in us. What do they see when they see us? Ask God to help us to be good examples for Him.

You Need:

- mirror

2

Bible Lesson

You Need:

- Bible-times costumes

Experiencing the Story

Involve the children in an interactive story. Prompt the children who are acting out parts to speak after you say their parts.

Characters: Peter, John, crippled man, crowd (all other students)

Tell the children to listen for the following and to react as described:

When they hear ... They do or say ...

money	"Can you spare some change?"
amazed, surprised	Clap once.
God, Jesus	Point upward.

(Have the "crippled man" sit near the front of the class.)

Read or tell the story.

One afternoon Peter and John were going to the temple. (*"Peter" and "John" approach the "crippled man."*) As they walked through the gate, they saw a man with crippled feet who sat there every day. He was begging for **money**. [*"Can you spare some change?"*] (*The man holds out his hand toward Peter and John.*)

This man had been crippled since he was a baby. He had hoped to meet **Jesus** [*Point upward.*] so he could be healed. But by the time his friends brought him to Jerusalem, **Jesus** [*Point upward.*] had already been put to death. Oh, how sad! How disappointing! He had felt sure that if he could see **Jesus** [*Point upward.*] he would be made well.

Peter and John turned to look at the man. They both felt that the Holy Spirit

wanted to do something special. So they stopped in front of the man.

"Look at us!" Peter said. The man turned and looked, because he thought Peter and John might give him some **money**. [*"Can you spare some change?"*] "I don't have any silver or gold," Peter said. The disappointed man looked away. "But what I do have, I'll give to you. In the name of **Jesus**, [*Point upward.*] stand up and walk!"

Peter took the man by the hand and helped him up. (*"Peter" helps the man up.*) It's **amazing!** [*Clap once.*] The man started to walk and jump and praise **God!** [*Point upward.*] As he walked and hopped into the temple with Peter and John, all the people came running. (*The "crowd" gathers around Peter, John, and the healed man who is jumping around.*)

"It's the man who begged at the Beautiful Gate!" they gasped. They were so **amazed!** [*Clap once.*] The man was walking. This was the first miracle in Jerusalem since **Jesus** [*Point upward.*] died. So the people wanted to get a good look.

"Why are you so **surprised?**" [*Clap once.*] Peter asked. "You are looking at us as if it were our own power that made this man walk. No! It was the power of **Jesus.**" [*Point upward.*] (See Acts 3:12, 16.)

Peter and John told the people about **Jesus** [*Point upward.*]. They told them how **Jesus** [*Point upward.*] died on the cross and how He rose from the dead. They told the people to believe in Jesus and to turn from their sins. They helped many people believe in **Jesus** [*Point upward.*]. And they kept preaching until dark.

Many people were led to **Jesus** [*Point upward.*] because **God** [*Point upward.*] used Peter and John to help the beggar that day. And more were added to the early Christian church because Peter and John continued to serve **God.** [*Point upward.*]

Debriefing

Say: **To whom did Peter and John show Jesus?** (the man with the crippled feet; the crowd) **Would the people have been as interested in listening to Peter and John if they hadn't healed the man first?** (No.) **Why not?** (Because they were not interested in listening; but they wanted to know about the miracle.)

God sometimes uses miracles when the people do not know Jesus. Why do you think that might be? (He is helping them know Him.) **How can you help someone know Jesus?** (By serving them and then telling them about Jesus.) **Let's say today's message together.**



BY SERVING, I SHOW JESUS TO OTHERS.

Memory Verse

Teach the children to say the memory verse in sign language. (See margin.)

- We** (Move index finger from one shoulder to the other.)
- would like** (Extend hands then curl into fists and pull toward body.)
- to see** (Two fingers form a V at the eyes and move outward.)
- Jesus.** (Middle finger of one hand touches palm of other hand, then repeats with the other hand. This represents the wounds in Jesus' hands.)

Bible Study

Say: **To find out more about what happened after the crippled man was healed, let's look at Acts 3:11-**

26. Allow time. Adults assist as needed. Have the following segments read aloud. After each one ask: **What did Peter tell**

You Need:
• Bibles

the people?

Acts 3:11, 12 (It was not Peter's power who healed the man.)

Acts 3:13-15 (The Jews rejected Jesus, killed Him, but God raised Him from the dead.)

Acts 3:16 (It was Jesus' power that healed the man.)

Acts 3:17-21 (Jesus will come again.)

Acts 3:22, 23 (Moses prophesied that Jesus would come and said the people should listen to Him.)

Acts 3:24-26 (God promised through the prophets that Israel would be blessed. Jesus came to the Jews first.)

Say: **Now let's look at Acts 4:1-4 and see what happened after Peter and John talked to the people.**

Acts 4:1-3 (Jewish leaders were angry. They put Peter and John in jail.)

Acts 4:4 (Many who heard Peter and John believed. The church grew to about 5,000.)

Debriefing


Say: **How do you feel about the way Peter and John were treated by the Jewish leaders?** (sorry, sad, it was wrong, etc.) **What do you think about Peter and John being punished for doing good?**

What would you do if you or someone you know were punished for telling others about Jesus? Allow time.


What two good things happened as a result of this incident? (The man was healed. Many people believed in Jesus and joined the believers.) **Is that a good reason to keep serving God when others treat you unkindly? Why? Say our message with me.**



BY SERVING, I SHOW JESUS TO OTHERS.



We



would like



to see



Jesus.

3

Applying the Lesson

A. Handy Hands

Play a hand action game with the children. Form pairs. Tell each pair to do the hand actions as you name them.

- handshake
- high five
- low five
- fingertip handshake
- a vigorous or soft handshake
- behind the back handshake
- high ten using both hands

Repeat the actions once or twice. Make up more hand actions, give very little explanation, and see if the children can figure them out. Finish by asking the children to take turns sitting on the floor or crouching low and letting the other child pull them up by the hand.

Debriefing

Ask: **How did it feel to do a regular handshake or a high five compared to being pulled up by the hand?** (With a regular handshake, both people are equals. But when you're pulling someone up, the one who is standing has more power.)

How did each of those positions feel? Did you have to experience that position to understand how it felt? When we serve, we need to be sensi-

tive to those who need our helping hand.

Let's remember our message for today. Say the message, then ask the children to repeat it.



BY SERVING, I SHOW JESUS TO OTHERS.

B. Newspaper Notice

Form groups of three or four and give each group two recent local newspapers. The children should look through the papers for situations they recognize as needs.

You Need:

- recent local newspapers

Ask the groups to take turns reporting what they found. List the needs where all can see.

Debriefing

Say: **We found out about people who are in need. Which do you think was the neediest case reported?** Help the children decide. You might stop and pray for the people in the story.

What do you suppose God wants us to do about needs? (Help serve the people.) Pray again that God will show you how to help. **Let's say today's message together.**



BY SERVING, I SHOW JESUS TO OTHERS.

4

Sharing the Lesson

Follow the Need

Look at the needs the children found in Application B. If you didn't do Application B, take time and have the children name some things they could do to serve others. Discuss in small groups which needs they could help by serving. Discuss ways that they could serve.

Choose at least one project to work on as a group. For example, the primary Sabbath School could make sandwiches for a homeless shelter. Children could write a letter of condolence or make a card for encouragement.

Try to keep activities well within the abilities of the children, and select something that can be accomplished in the next few days. After the children decide how they want to serve, make the necessary plans to follow through this week.

Debriefing

Ask: **How do you feel about serving others as we do our project?** (happy, eager to get started, willing, OK, etc.)

What specific thing will you do to contribute to this project? (Encourage children to tell exactly what they can/will do.)

How do you think the people we serve will respond? (be grateful, thankful, happy, surprised, pleased, OK, not excited, will wonder why, will be friendly, etc.)

Let's be ready to share our experiences when we meet again next Sabbath. Remember, we show Jesus' love to others when we put it into action. Let's say today's message together.



BY SERVING, I SHOW JESUS TO OTHERS.

Better Than Gold!

References

Acts 3:1-26;
The Acts of the
Apostles,
pp. 57-60

Memory Verse

"We would like
to see Jesus" "
(John 12:21, NIV).

The Message

By serving, I show
Jesus to others.

"Mother! Mother!" shouted Jamie, "I played a wonderful game in school today. I really would like to buy one. May I? Please?"
Mother wanted to buy the game for Jamie, but other things came first. "I just don't think we can afford it right now. I know you're disappointed, Jamie," added Mother. "But we can be thankful. We have each other. God has blessed us in many ways."
"That's OK," smiled Jamie. "I'm glad we have each other. That's better than money."
In today's story Peter and John shared something better than money with a beggar. How do you think the beggar felt?

The afternoon sun warmed them as they hurried through the streets toward the temple. It was almost time for the evening sacrifice.



Peter and John approached the Beautiful Gate. They smiled at the man sitting by the gate. He sat with his twisted ankles bent underneath him. Day after day, helpful friends carried him to the same spot. There he could beg for money from the worshipers.

As Peter and John walked by, the man held out his hand. Perhaps these two smiling men would give him a little money.

Suddenly the Holy Spirit stirred Peter and John. They should do something! They stopped and turned to the beggar. "Look at us!" Peter said.

Hope began to rise within the beggar. The men were going to give him money! But Peter's next words dashed the hope completely. "I don't have any silver or gold," he said.

The man looked wearily away. But Peter was not through talking. "I do have something else I can give you," he continued. "By the power of Jesus Christ of Nazareth, stand up and walk!"

The man with the twisted legs stared at Peter. Because of his bent legs, he had never learned to walk.

Peter leaned over, gently took the man's hand, and lifted him up. Immediately his feet and ankles became strong.

He could barely believe it! The beggar jumped. He walked. He jumped some more. And he began to praise God! Loudly! His smile stretched from one ear to the other.

The beggar went into the Temple with Peter and John. Everybody recognized him. People had seen him begging for a long time. And now he was not only walking, he was jumping! He followed Peter and John to Solomon's Porch, a part of the Temple. A crowd followed.

Peter saw the people gathering, questioning, shouting excitedly. He looked from their astonished faces to the beaming face of the beggar. Peter chuckled to

himself. He knew why the Holy Spirit had healed the crippled man. The Spirit wanted to give Peter another opportunity to talk about the Lord. And Peter took it! "Men of Israel," he began, "why are you surprised? You are looking at us as if it were our own power that made this man walk. No! It was the power of Jesus that made this man well. You can see this man, and you know him. He was made completely well because of trust in Jesus." (See Acts 3:12, 16, ICB.)

Peter told them that Jesus was the Messiah they had been waiting for. He told them they needed to follow Jesus and God would forgive their sins.

Peter talked to the crowd until it grew dark. Many, many people believed! They believed because God

Daily Activities

Sabbath

- With your family find a quiet place outdoors. Sit together and read today's story from Acts 3:1-26.
- Decide who served whom in this story.
- Tell about the service project you decided to do in Sabbath School today. What will your part be?
- Read the memory verse together. Teach your family to say it with sign language.

Sunday

- During family worship, tell your lesson story in your own words. Ask your family to think of one way to help someone. Decide exactly how and when. Draw a picture to show your plan. Keep it where your family can see it. Ask God to help you show His love to that person.
- To review the memory verse, lead your family in the sign language.

Monday

- Read Acts 3:1-10 during family worship. Make a list of people who help those who are sick today. Ask a nurse to tell you about work. Thank God for nurses as you pray together.
- Use sign language as you say the memory verse with your family.

Tuesday

- In family worship today read Acts 3:6-10. Who healed the beggar? (verse 6) Whom did the beggar praise? (verse 8) When you do something amazing, whom should you praise?
- Imagine that you cannot walk. Show how you would go from place to place. Sing a "praise" song, then thank God for good health.

- Use sign language to teach your memory verse to a friend.

Wednesday

- During worship, read Acts 3:7, 8. Show your family how the beggar felt when he was healed. How high can you jump?
- Letting others know that God helped you helps them see Jesus. So what can you say when you:
 - get a perfect score on a test?
 - are praised for your skill at music or drawing?
 - are told how nice you look?

- Ask God to help you remember to give Him the praise as Peter did.

- Stand before a mirror and use sign language while you say your memory verse.

Thursday

- With your family, read Acts 3:11-16. Serving others gives you a chance to talk about Jesus. What can you do to serve at home today? At school? When will you do it? Pray together, asking God to help others see Jesus when you serve them today.
- Sing together "This Little Light of Mine" (*Sing for Joy*, No. 134).

Friday

- With your family, read Acts 3:19-21. Where is Jesus now? When will He come again? Read 1 Thessalonians 4:13-18 together. Talk about Jesus' second coming. Where would you like to be when He comes?
- Sing together "Jesus Is Coming Again" (*Sing for Joy*, No. 92); then pray together, asking Jesus to make you ready for His coming.