

Alive Again!

Acts 9:32-42; *The Acts of the Apostles*, pp. 131, 132

Mary and her mother had little to live on. They needed food. And their clothes were old and patched. One day someone told Mary's mother that the Seventh-day Adventist Community Services in her town could help her. So Mary and her mother went there for help. Soon they received some food and good, clean clothes.

Seventh-day Adventist Community Services can be found all around the world. Perhaps there is one near you. Sometimes Community Services are called the "Dorcas Society." Why? Because Dorcas, one of Jesus' friends, helped many people in the village where she lived. Here is her story:



We're all worried about our dear friend Dorcas," Elizabeth began. "She is so sick, and she doesn't seem to be getting any better."

"I know," responded Sarah. "Dorcas is such a precious woman! I love to go to her house. I like to listen to her talk about Jesus. Her big, brown eyes sparkle and shine when she talks about Him. And I love to hear her laugh. It's

wonderful to watch her hands. They are always busy sewing. I do believe she is the best seamstress in the city! Even if the shirt or coat she is making is a simple one, it is always elegant. And then she gives it away to some poor widow in need."

The two women turned back to their work.

The Message

*We serve when
we help others.*

Memory Verse

*“I am not ashamed of
the gospel, because it
is the power of God for
the salvation of every-
one who believes”*

(Romans 1:16, NIV).

There was much to be done that day. But first they would pray for Dorcas.

Several days passed. Then early one morning the news spread through the town. “Dorcas has died.”

People hurried to her house to see if it were really true. They could hardly believe it! Some of the women were already washing her body, tears running down their faces. Then they gently carried her to a room upstairs.

Suddenly, amid all the crying and chaos, somebody remembered that Peter was visiting the believers in Lydda, about 10 miles away. “Let’s send for Peter!” they exclaimed. So two men set off for Lydda to find him.

Finally Peter came. It was quite a scene that he walked in on! Crying, and wailing, and mourning. A whole houseful of friends in distress. Someone led Peter to the upstairs room. Many widows crowded around him, sobbing. They held the coats and robes that Dorcas had made for them.

Peter sent everyone out of the room. Then he quietly knelt down beside the bed and prayed. As he stood up, he turned to Dorcas, lying so still. “Dorcas, get up!” he called.

Immediately, Dorcas opened her eyes and sat up! Peter took her by the hand and helped her out of bed. He smiled at her. Then he called the people back into the room so they could see her too.

How the believers rejoiced and praised God! “Our God is so good!” they shouted. Dorcas, herself, was amazed at what had happened.

Of course the wonderful news spread quickly. Everywhere in Joppa people heard

about the miracle. Many believed that God had restored her life because Dorcas had helped so many others. And because of that, many of them believed in the Lord.





S A B B A T H

DO Put these things in a basket or box: a toy, a Bible, a piece of clothing, food, a dust cloth. For worship, ask your family to take turns holding up one thing, then tell how they could use it to tell others about Jesus.

READ Read your lesson story together. Do you know anyone who reminds you of Dorcas? What does that person do to help others?

DO What was Dorcas's other name? Find out the second name of everyone your family.

READ Read Romans 1:16 together. Then ask God to show you ways you can help others.

S U N D A Y

DO With an adult, visit a soup kitchen that feeds homeless people, or visit a Community Services Center. (Or some other organization that helps the needy.) Learn all you can about what they do. How can you help them help others?

READ During family worship, read Acts 9:36-42 together. Why does the Bible say that Dorcas was a disciple? What did Jesus' disciples do? Read Matthew 25:40 together.

PRAY Ask God to bless those who work with homeless people.



Dorcas was called by two names. Her Hebrew name Dorcas means "a deer." Tabitha was her Greek name.

M O N D A Y

DO With your family, look at a newspaper. Circle two stories or pictures of people that you and your family could help. (Or ask your pastor or church community services director for names.)

DO Draw pictures or write a story about what you found. Help your family make a plan, then do it.

DO Say your memory verse to someone in your family.

T U E S D A Y

DO Retell the story from Acts 9:36-42 to your family. What might you have seen and heard had you been there? What does *salvation* mean? Whose power saves? According to the memory verse, who gets saved? Gospel means "good news." Who is the good news about?

DO Lydda and Joppa were 10 miles apart. What place is 10 miles from your town? Joppa was a port city. What does that mean? What port is closest to your town? Today Joppa is called Jaffa and is part of the city of Tel Aviv in Israel. Try to find it on a modern map.

W E D N E S D A Y

DO With your family read and discuss Galatians 6:2. Then check the things below that you could joyfully do to serve others:

- Pick up trash lying on the street.
- Help your neighbors rake their yard or sweep their walk.
- Help your parents before they ask.
- Refuse to take money for helping someone.

DO Say your memory verse to your family. Tell what it means to you.

T H U R S D A Y

DO When someone says nice things about your help, what do you say? Act out the following with your family:

“What a great help you are!” (Thank you. God helps me. I want to pass it on.)

“You don’t have to do that.” (But I want to help so you will know that Jesus loves you.)

“Don’t you want to play now?” (Maybe later. Now I’m having fun helping you.)

DO Call a friend and say your memory verse to him or her.

F R I D A Y

SING During worship, sing your favorite song about service for Jesus.

DO Make a diorama to tell the story of Dorcas. (Use a shoe box or other small box for the setting. Make cutouts of story characters. Add clothes made from cloth scraps.) Then tell the story to your family. Ask a family member to read Acts 9:40-42 to end your story.


















SHARE Talk about the people your family chose to help. Have you helped them yet?

DO Say the memory verse like you are proud to serve.

Pattern for Caring

PUZZLE

Directions: Dorcas demonstrated that she cared for poor people by making clothes for them. Study the pictures. Then number the actions according to the order necessary to sew a garment.

						
	SEW THE PIECES TOGETHER	GET BOLT OF CLOTH	CUT OUT THE PATTERN	WEAR THE NEW CLOTHES	FIT & ADJUST THE CLOTHES	
						
						


Helping Hands

The Bible tells us that Jesus cared about people and nature. Here are the directions for three ways you can help others...

Helping Hand Project #1: Nature

Supplies:

1. large pine cone
2. bird seed - about 1 cup on a plate
3. 12 inches of ribbon or string
4. peanut butter - about 4 spoonfuls on a saucer



Directions:

1. Assemble the supplies.
2. Tie the ribbon or string to the top of the pine cone.
3. Use a butter knife to smear peanut butter on the pine cone.
4. Roll the pine cone in the bird seed until it is well coated.
5. Securely hang the pine cone in view of your house where birds will feel safe.
6. Enjoy watching the birds!

Helping Hand Project #2: People

Supplies: time and energy

Directions:

1. Identify a person who needs help.
2. Plan how to be kind to this person this week:
 - Smile and give a friendly greeting.
 - Send a cheerful note.
 - Make something like bread or a picture.
 - Read to him / her (if sight-impaired).
 - Give a flower or plant.
 - Play or sing a song.
 - Tell them that Jesus loves them.

Helping Hand Project #3: Environment

Supplies: time and energy

Directions: We all need to work together to care for our environment. Here's some ideas to get you started:

- Be a "watt watcher." Turn off lights when a room is not in use.
- Put trash in proper containers instead of dropping it on the street.
- Put a trash bag in the car.
- Make sure water faucets are completely turned off.
- Remind parents that leaky faucets and toilets waste water (and run up the water bill).
- Plan ahead for trips to the store. Find out who else needs to go and agree on a time.
- Avoid using lots of bug sprays outside.
- Don't dump oil in storm drains.