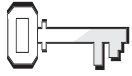


Broken Stones



References

Exodus 31:18; 32:1-8,
15-19; 34:1-10;
*Patriarchs and
Prophets*, pp. 315–320



Memory Verse

“You are forgiving
and good, O Lord”
(Psalm 86:5, NIV).



Objectives

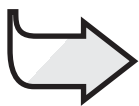
The children will:

Know that God is
always ready to

forgive them even though
they do wrong or neglect Him.

Feel the peace that comes from
knowing their sins are forgiven.

Respond by accepting and owning
God’s forgiveness.



The Message

God is always ready
to forgive me.

Monthly Theme

God reveals Himself to us.

The Bible Lesson at a Glance

Moses is on Mount Sinai with God for a long time. The people give up on seeing him again. They pressure Aaron to make them a god that will go before them in their journey, since they can’t see God or Moses. Aaron makes a golden calf from their gold jewelry. They start a noisy revelry as they worship the calf as their god. God tells Moses to go down quickly and deal with the people. Moses is so angry that He breaks God’s finger-written Ten Commandment tablets of stone. Moses intercedes and God forgives the people who are truly sorry.

This is a lesson about grace.

There is no sin too great for God to forgive—if the sinner confesses, repents, and truly desires to make things right with God. He is compassionate and gracious, longing for His wayward children to come back to Him and to accept His forgiveness.

Teacher Enrichment

“Nearly in the centre of the peninsula which stretches between the horns of the Red Sea lies a wedge of granite . . . rising to between 8,000 and 9,000 feet above sea level. Its shape resembles a scalene triangle. . . . Sinai, the central group, is 6,759 feet high. . . . It is a mountain mass two miles long and one mile broad. . . . It is in full view of the plain where the children of Israel were encamped. The plain is a smooth camping-ground, surrounded by mountains. It is about two miles long by half a mile broad. . . . By actual measurement it contains over 2,000,000 square yards, and with its branches over 4,000,000 square yards, so that the whole of the people of Israel, two million in number, would find ample accommodations for seeing and hearing. . . . There is no other place known among all these mountains so well adapted for the purpose of giving and receiving the law as this rocky pulpit . . . and the natural amphitheater” (*Smith’s Bible Dictionary*, pp. 634, 636).

Room Decorations

See Lesson 1.

Program Overview

Lesson Section	Minutes	Activities	Materials Needed
Welcome	ongoing	Greet students; hear pleased/troubled	none
1 Readiness Options	up to 10	<p><i>A. Break It or Make It?</i></p> <p><i>B. Rock Writing</i></p> <p><i>C. Free!</i></p>	large (3 or 4 feet tall [1 meter]) outline of the Ten Commandments (see sample on p. 141), Bible ordinary stones of various shapes and sizes, finger paints, soap, water, paper towels, plastic bags “free” coupons, advertisements, labels, etc., anything with the word “free” included in it; scissors, construction paper, glue, Bible
Any Time Prayer and Praise*	up to 10	<p>Fellowship</p> <p>Songbook</p> <p>Mission</p> <p>Offering</p> <p>Prayer</p>	<p><i>Sing for Joy</i></p> <p><i>Children’s Mission</i></p> <p>offering container with an attached sign that says “OOPSI”, music for “Wonderful, Wonderful” (<i>Sing for Joy</i>, No. 39)</p> <p>none</p>
2 Bible Lesson	up to 20	<p>Experiencing the Story</p> <p>Memory Verse</p> <p>Bible Study</p>	<p>clay commandments made last week, backpack (several), heavy stones, bricks, blocks</p> <p>none</p> <p>construction paper, scissors, ten heart cutouts (see p. 144), Bibles, marker</p>
3 Applying the Lesson	up to 15	<i>I’m Sorry</i>	for each child: a cutout of the Ten Commandments on gray construction paper (see p. 141); markers, wastebasket, Bibles
4 Sharing the Lesson	up to 15	<i>Colors of Forgiveness</i>	paper, crayons or markers, Bible

*Prayer and Praise may be used at any time during the program.

TEACHING THE LESSON

Welcome

Welcome students at the door. Ask how their week has been—what they are pleased/troubled about. Have them begin the readiness activity of your choice.

1

Readiness Activities

Select the activity most appropriate for your situation.

You Need:

- large (3 or 4 feet tall [1 meter]) tablet outline of the Ten Commandments (see p. 141)
- Bible

A. Break It or Make It?

Draw lines on the Ten Commandments outline to make puzzle pieces. Cut the puzzle apart. Let the children put the puzzle together as a group. Discuss: **Sin makes problems in our lives. But even if I have broken the Ten Commandments, God will forgive me when I ask Him to, and He will put me back together again.**

Debriefing

Allow response time as you ask: **Which is easier—to break or ruin something, or to fix it again? How do you feel when you have done something wrong? How do you feel when you have broken one or more of the Ten Commandments? What does the Bible say about how God treats us when we do wrong? Let's find and read Psalm 86:5 together. When you make a mistake, what will you do and know? Let's read 1 John 1:9. Our message tells us:**



GOD IS ALWAYS READY TO FORGIVE ME.

Say that with me.

You Need:

- stones (various shapes and sizes)
- soap, water, paper towels
- finger paints
- plastic bags

B. Rock Writing

Provide each child with a rock and some finger paint. Have the children decorate and write their name on the rocks with their fingers. Clean up with soap, water, and paper towels. Allow the rocks to dry during class. Put them in plastic bags for the children to take home.

Debriefing

Say: **What is it like to write on a rock?** (Accept answers.) **Our lesson today tells us that God used His finger to write the Ten Commandments on two big pieces of stone that He gave to the Israelites. Actually, He did it for all people. Why do you think He wrote with His own finger on two rocks?** (Rock reminds us that His Ten Commandments are forever, etc.) **You will learn that some people broke God's commandments. But God forgave them. What do you think about that?** (I'm glad that God is forgiving and patient. I am reminded that His law still stands.) **What are you going to remember? Let's remember today's message.**



GOD IS ALWAYS READY TO FORGIVE ME.

Say that with me.

C. Free!

During the week gather as many “free” coupons, advertisements, and labels as you can find—anything with the word “free” on it. During this activity, instruct the children to cut out the words “free,” and glue them to paper in a collage fashion.

Debriefing

Say: **What does the word free mean to you? God tells us that His grace is a free gift.** Read aloud Ephesians 2:8. **Nothing that we do will earn it. Nothing that we do will make God refuse to give it to us. His love and forgiveness are free gifts. Today’s message says:**



GOD IS ALWAYS READY TO FORGIVE ME.

Say that with me.

You Need:

- “free” coupons, advertisements, labels, etc. (anything with the word “free”)
- scissors
- construction paper
- glue
- Bible

Prayer and Praise

Any Time



Fellowship

Report the students’ joys and sorrows (pleased and troubled) as reported to you at the door (as appropriate). Review the memory verse and allow time for sharing experiences from last week’s lesson study. Give a special warm greeting to visitors and introduce each by name. Acknowledge birthdays or special events.



Suggested Songs

- “Jesus Loves Me/O, How He Loves You and Me” (*Sing for Joy*, Nos. 27, 28)
- “I Am So Glad” (*Sing for Joy*, No. 30)
- “Wide, Wide as the Ocean” (*Sing for Joy*, No. 32)
- “For God So Loved Us” (*Sing for Joy*, No. 36)



Mission

Use *Children’s Mission*.



Offering

Say: **The offering today will help others learn that God loves them too. Let’s sing “Wonderful, Wonderful”** (*Sing for Joy*, No. 39) **as you bring your offering.**



Prayer

Say: **Because of God’s grace and love for us, we can depend on His forgiveness. He doesn’t force His love and forgiveness on us; He gives it when we ask for it. Think of something for which you need God’s forgiveness. During silent prayer tell God you are sorry, and ask His forgiveness. Don’t forget to thank Him. Then we will pray Jesus’ prayer, the “Lord’s Prayer,” together.**

You Need:

- offering container with an attached sign that says “OOPS!”
- *Sing for Joy* songbook

Bible Lesson

You Need:

- clay commandments the children made last week
- backpack (several)
- heavy stones
- bricks

Experiencing the Story

Use the clay commandments that the children made last week. Provide extras for the children who need them. If possible, do this activity outside. If not, bring an old blanket to protect the floor and catch the fragments. Provide a “hard” surface against which to break the clay tablets.

Bring to class at least one backpack (several, if possible), and an equal number of heavy stones or bricks.

Read or tell the story.

After God spoke the Ten Commandments from Mount Sinai, He called Moses to the mountain. God had many instructions to give to Moses, instructions to help the Israelites live the commandments in their everyday lives.

For a long time Moses talked to God on the mountain. God explained His commandments in more detail. And God gave Moses His commandments which He Himself had written on stone with His own finger. Moses was gone for a long time—40 days, almost 6 weeks—so long the people didn’t think they’d ever see him again. So they went to his brother, Aaron.

“Aaron,” they said, “Moses has been away for a long time. We don’t know what’s happened to him. He may have brought us out of Egypt, but now he has left us. We want gods that we can see, just like the gods the Egyptians had.”

Aaron knew they were wrong. But he was afraid of the people. So he said: “Go home and tell everyone to give me their gold earrings.”

Aaron melted the gold and molded it into a golden calf. The Israelites were

excited. They danced and shouted, “This is our god. This is who brought us out of slavery in Egypt. This god will lead us to our wonderful new land.”

Aaron knew he had done wrong. He knew the people were breaking God’s second commandment. But he tried to keep them from turning entirely away from God. He built an altar in front of the golden calf, and said to the people, “Tomorrow we will have a festival to the Lord.”

The next day, the people got up early and brought offerings to their new god. Everyone began dancing, singing, eating, and drinking. Even though Aaron had said, “We will have a festival to the Lord,” the people were clearly having a party for their idol.

Moses was still on the mountain. God suddenly said to him, “Go down quickly. The people have made themselves an idol cast in the shape of a calf, and have offered it sacrifices and have bowed down to it.”

Moses hurried down the mountain with the two large Ten Commandment stones—the special stones on which God had written with His own finger. Imagine how it must have been. Mt. Sinai is more than a mile high. Have you ever hiked upward for a mile (1.6 km)? How long might it take you? What about with a heavy stone? *[Have the children take turns putting on a backpack with a 15 lb. (7 kg) stone.]* How does it feel? How far can you walk?

Halfway down the mountain Moses met one of his helpers, Joshua. As they walked together, they heard loud noises. Joshua was afraid. “It sounds like a battle. Has someone attacked the Israelites?” he asked.

“No,” said Moses. “That’s not the sound of a battle. It is the sound of peo-

ple singing.”

They hurried on. When they reached the camp, Moses saw the golden calf and the people dancing around it. He was so angry that he took the Ten Commandment stones and threw them to the ground, breaking them into pieces. *[Have the children break their Ten Commandment tablets. Make sure that they break them in a safe manner.]*

God understood how Moses felt. He was sad that His people had sinned. Moses prayed that God would forgive the Israelites. God did forgive them. He loved them even though what they had done was very wrong.

It is just the same today. God forgives us when we do wrong things. All we have to do is ask Him. If we stay close to Him, we will feel His love and forgiveness too.

Debriefing

Allow response time as you ask:

Why do you think the Israelites had such a hard time waiting patiently for Moses to come down the mountain? What would you have done if you had been in the camp and someone had suggested making an idol?

Why do you think God wrote the Ten Commandments with His finger on a stone, rather than in a book? (These commandments are forever.)
What do you think about what the Israelites did while Moses was away from them? What would you have done? How would you have felt when Moses threw down and broke the stones of the Ten Commandments? What do you think about God forgiving the Israelites? (It gives me hope that He will forgive me when I do wrong things; I love God even more because He is so forgiving, etc.)
When you know you have done wrong, what will you do? (I will ask God to forgive me. I will try to make it right with the person I

wronged and ask his/her forgiveness.)

How sure are you that God loves you and will forgive all your sins? Let's say our message together:



GOD IS ALWAYS READY TO FORGIVE ME.

Memory Verse

Try some rhythmic scripture in learning today's memory verse. Have the children clap their hands where indicated:

You-are-for-**GIVING** (clap)

and-good-O-**LORD** (clap)

Psalm **86** (clap)

verse 5 (clap clap)

Repeat until the children know the verse.

Bible Study

Before Sabbath School cut ten heart shapes from construction paper. On each write one of the following questions and the text that gives the answer:

1. Why did the Israelites want to make a god? Exodus 32:1
2. What did Aaron use to make the calf-god? Exodus 32:2
3. After Aaron made the calf, what did the people say? Exodus 32:4
4. After Aaron built an altar in front of the calf-god, what did he announce? Exodus 32:5
5. Describe the two tablets with the commandments that Moses carried down the mountain. Exodus 32:15
6. Who said to Moses, "There is the sound of war in the camp"? Exodus 32:17
7. Where did Moses break the commandment tablets? Exodus 32:19
8. Who chiseled out two new stone tablets? Exodus 34:1
9. Who did the writing on the first set of commandment tablets; how did He do it? Exodus 31:18

You Need:

- construction paper
- scissors
- ten heart cutouts (see p. 144)
- Bibles
- marker

10. When Moses brought the new commandment tablets to God, how did God describe Himself? Exodus 34:6, 7

Hide the ten heart shapes throughout the Sabbath School room before the children arrive for Sabbath School. During this activity tell the children to hunt for the ten heart shapes. When all have been found, have the children return to their seats. The children will take turns, one question at a time, looking up the Bible texts, reading them to the whole group, and answering the questions. Readers may help nonreaders or adults may assist as necessary.

Debriefing

Ask: **Why do you think Moses**

broke the precious commandment stones that God wrote with His finger?

(He was angry; He wanted to show that the people had broken God's commandments, etc.)

Read aloud Exodus 34:6, 7 again.

When you are discouraged about something you did, what will you tell yourself?

(God is compassionate, gracious, slow to anger, full of love and faithfulness. Even though He punishes the guilty, He forgives wickedness, rebellion, and sin.) **Will you share this good news with someone else? Let's say our message again:**



GOD IS ALWAYS READY TO FORGIVE ME.

3

Applying the Lesson

You Need:

- a cutout of the Ten Commandments on gray construction paper (see page 141)
- markers
- wastebasket
- Bibles

I'm Sorry

Give a cutout to each child. Say: **Today's lesson told us that Moses broke the two Ten Commandment stones because the people disobeyed, or broke, them. Sometimes we break the commandments too.**

On your Ten Commandment cutout, write or draw something you do or have done that is wrong. You won't have to tell anyone what you write or draw. It is just between you and God. (Allow time.)

Tear your cutout in pieces to show that you broke the commandments when you did the wrong thing. Now we will each talk to Jesus silently in our minds and ask His forgiveness for that thing we are sorry for. Then let's thank Him for forgiving us and ask Him to help us become more like Him.

(Have silent prayer time now.)

After the silent prayer, pray: **Dear God, we have all done things for which we are sorry. Please forgive us. Thank You for forgiving us. Amen.**

Say: **As I pass a wastebasket around you may throw away your torn cutouts. God does not take away the commandments, but He forgives and takes away your sins that break the commandments.**

(Adapted from *K-3 Fun-To-Learn Bible Lessons*, vol. 2, Loveland, CO: Group, 1995, pp. 87, 88.)

Debriefing

Say: **We threw our sins in a wastebasket to remind us that our forgiven sins are gone from us. What does God do with our forgiven sins? Let's look in our Bibles for the answer. Let's read Micah 7:19.**

Adults assist as needed. Explain the text. **God will have compassion on us and will tread our sins underfoot and**

throw our sins into the depths of the sea. He wants to forget them. How does that make you feel? (relieved, happy, in love with God, etc.) What will you remember when you feel discouraged

about doing something wrong? Have the children say the message with you.



GOD IS ALWAYS READY TO FORGIVE ME.

4

Sharing the Lesson

Colors of Forgiveness

Ask a child to read Romans 3:24, 25. Say: **This Bible verse says that all of us have sinned.**

You Need:

- paper
- crayons or markers
- Bible

Distribute paper and crayons or markers. **Draw a picture of yourself that represents how you feel when you have done something wrong. Then choose another color and draw a picture of yourself after God has forgiven you.**

Debriefing

Ask: **What is your color for forgiveness?** (Accept answers.) **Why did you pick that color?** (It is bright and cheerful. That is how I feel when I'm forgiven, etc.) **Why does forgiveness make you feel the way you drew in your picture?** (Because forgiveness is a happy feeling. I feel like a big, dark load has lifted, and I can see the bright sun again, etc.) **Take**

your picture home and show it to a friend and explain it. Tell your friend that God will do the same for him or her. With whom will you share your picture? What will you tell them?

Accept answers. **Remember today's message:**



GOD IS ALWAYS READY TO FORGIVE ME.

Say that with me.

(Adapted from Gail Rice, *The Textures of Grace in Our Schools*, Lincoln, NE: AdventSource, p. 9.)

Closing

Hold up any book. Say: **Make believe that this book is the story of your life. Maybe some of the pages tell of your wrong acts.** Write "FORGIVEN" on a sticky note and put it on the writing on one of the pages. **God can make the story of your life have a happy ending. He will forgive your mistakes if you are truly sorry. Let's thank God together for His amazing love.** Ask for a volunteer to thank God when you have prayer. Follow with a prayer of your own.

You Need:

- a book
- "sticky" note
- marker

Broken Stones

References

Exodus 31:18; 32:1-8, 15-19; 34:1-10;
Patriarchs and Prophets,
pp. 315-320

Memory Verse

“You are forgiving and good, O Lord” (Psalm 86:5, NIV).

The Message

God is always ready to forgive me.

Have you ever had to say you are sorry to your Mom or Dad or a friend? Was it easy? The Israelites really hurt God. They had a big reason to say they were sorry. What did God do?

After God spoke the Ten Commandments from Mount Sinai, He called Moses to the mountain. God had many instructions to give to Moses. He wanted to help the Israelites live the Ten Commandments in their everyday lives.


God talked to Moses for a long time. He explained His Ten Commandments in more detail. God wrote His commandments on two large stone tablets with His own finger. Moses was gone for a long time—40 days, almost 6 weeks—so long, the people thought he wasn’t coming back. So they went to his brother, Aaron.

“Aaron,” they said, “Moses has been away for a long time. We don’t know where he is or what’s happened to him. He may have brought us out of Egypt, but now he has left us. We want gods that we can see, just like the gods the Egyptians had.”

Aaron knew what they were asking was wrong. But he was afraid of the people. So, Aaron said, “Go home and tell everyone to bring their gold earrings to me.”

Aaron melted the gold and molded it into a golden calf. The Israelites celebrated. “This is our god!” they shouted. “This is the god who brought us out of slavery. Our new god will lead us to our new land.”

Aaron knew he had done wrong. He knew he and the people were disobeying God’s second commandment. Even so, he



tried to keep the people from turning entirely away from God. He built an altar in front of the golden calf. He announced to the crowd, “Tomorrow we will have a festival to the Lord.” But that only made things worse.

The next day the people got up early. They brought many offerings to their new god. Everyone began dancing, singing, eating, and drinking. Aaron had said, “We will have a festival to the Lord.” But the people were clearly having a party for their idol.

Moses was still on the mountain talking with God. Suddenly God said to him, “Go down quickly, Moses. The people have been quick to turn from what I have commanded. They have made an idol cast in the shape of a calf. And they have offered sacrifices and bowed down to it.”

Moses hurried down the mountain. He carried the two special stones on which God had written with His own finger. Halfway down the mountain Moses met one of his helpers, Joshua. Moses and Joshua heard loud noises. “It sounds

like a battle in the camp. Has someone attacked the Israelites?" Joshua asked.

"No," said Moses. "That's not the sound of a battle. It's not the sound of people crying. It is the sound of people singing."

They hurried on. When they finally reached the camp, Moses saw the golden calf. He saw God's people dancing around it. Angrily, he took the Ten Commandment stones and threw them to the ground—smashing them into pieces.

Moses begged God to forgive the Israelites. God did forgive them. He loved them, even though they had done wrong.

It is just the same today. If we are truly sorry, God forgives us when we do wrong things. All we have to do is ask Him. If we stay close to Him, we will know His love and forgiveness too.

Daily Activities

Sabbath

- Read your Bible lesson story. Imagine that you are Moses looking down at Israel worshiping the golden calf and throwing the commandment stones to the ground. Share your thoughts.
- Read Psalm 86:5 to your family. Clap the verse as you did in Sabbath School.
- Sing "I'm So Happy" (*Sing for Joy*, No. 65). Thank God for His love and forgiveness.

Sunday

- For worship, read Exodus 31:18; 32:1-8, 15-19.
- Make a "mountain collage." Cut pictures from old magazines and glue them onto paper. By what mountain were the Israelites camped (Exodus 19:23)? Imagine that you were there. How would you have felt?
- Say the memory verse to an adult.

Monday

- During worship, read Exodus 32:19 again. Moses became angry. Ask your family: When is it OK to be angry?
- Make eight mountain-shaped cutouts. Write one memory verse word on each. Don't forget the Bible text. Arrange the cutouts in order.
- Sing "God Is So Good" (*Sing for Joy*, No. 13).
- Thank God for His goodness to your family.

Tuesday

- Read Exodus 34:1-10 with your family. How do verses 6 and 7 describe God?
- Make a cutout of a Ten Commandments tablet and attach it to a mirror. Pin the word "God" to a washcloth. Put some dirt on your face and look in the mirror. How will you clean it off?

With the mirror? With the "God" washcloth? The Ten Commandments can't forgive our sins. They send us to God. Only God can forgive us.

Wednesday

- Read Psalm 51:7 for family worship. Ask your family what this verse means.
- Write the words "God's Grace" at the top of a paper. How many words can you make from the letters G-O-D-S-G-R-A-C-E? Have your family help you. Talk about God's love.*
- Arrange your memory verse cutouts and say your memory verse as a prayer.

Thursday

- During family worship read 1 John 1:9. What does this text mean?
- Put some food coloring in water to represent sin. Ask an adult to add some bleach to the water. What happens? The bleach represents Jesus forgiving us.
- Say your memory verse without help.

Friday

- If possible, gather around a fire for evening worship. Act out this week's Bible story.
- Say the memory verse together. Read or repeat 1 John 1:9. Give paper to everyone. Have them draw or write about a wrong thing they did and fold the paper. Then bury the papers. Remember that God forgets our sins when He forgives us (Jeremiah 31:34).
- Thank God for His love and forgiveness.

*Adapted from Gail Rice, *The Textures of Grace in Our Schools*, p. 12.