

Jonah's

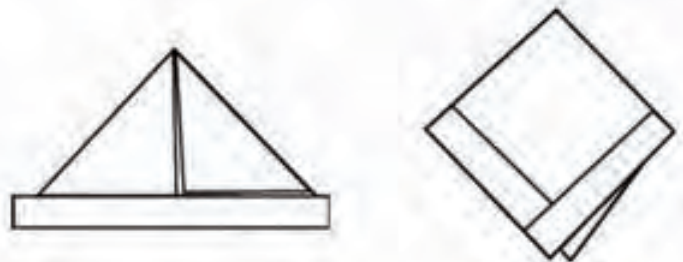
Follow the directions to make a paper boat.

Fold an 8"x11" inch piece of paper in half horizontally.

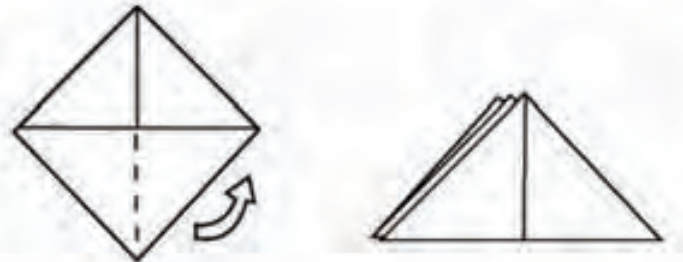


Fold this new rectangle in half vertically and then unfold it.

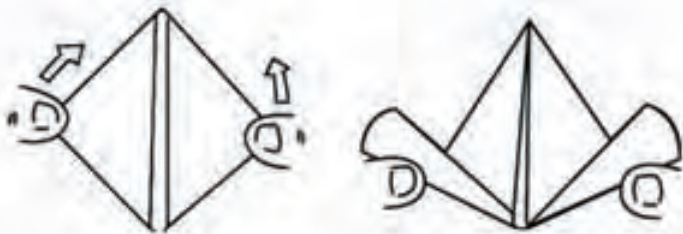
With the fold on top, fold the top right corner down and in so it lines up with the crease down the middle. Do the same with the top left corner so you're left with an arrow pointing up.



Keeping the paper folded, grasp the top layer of the bottom edge and crease it up. Turn your paper over and do the same with the other side. This shape may look like a boat (or a hat), but don't stop.



Place your thumbs in the middle of the "hat" as if you are going to put it on your head. Pull outward, then flatten the sides of the hat. You should have a diamond shape that's open on the bottom.



Bring the bottom of the diamond up to the top, then crease. Turn it over and repeat on the other side.

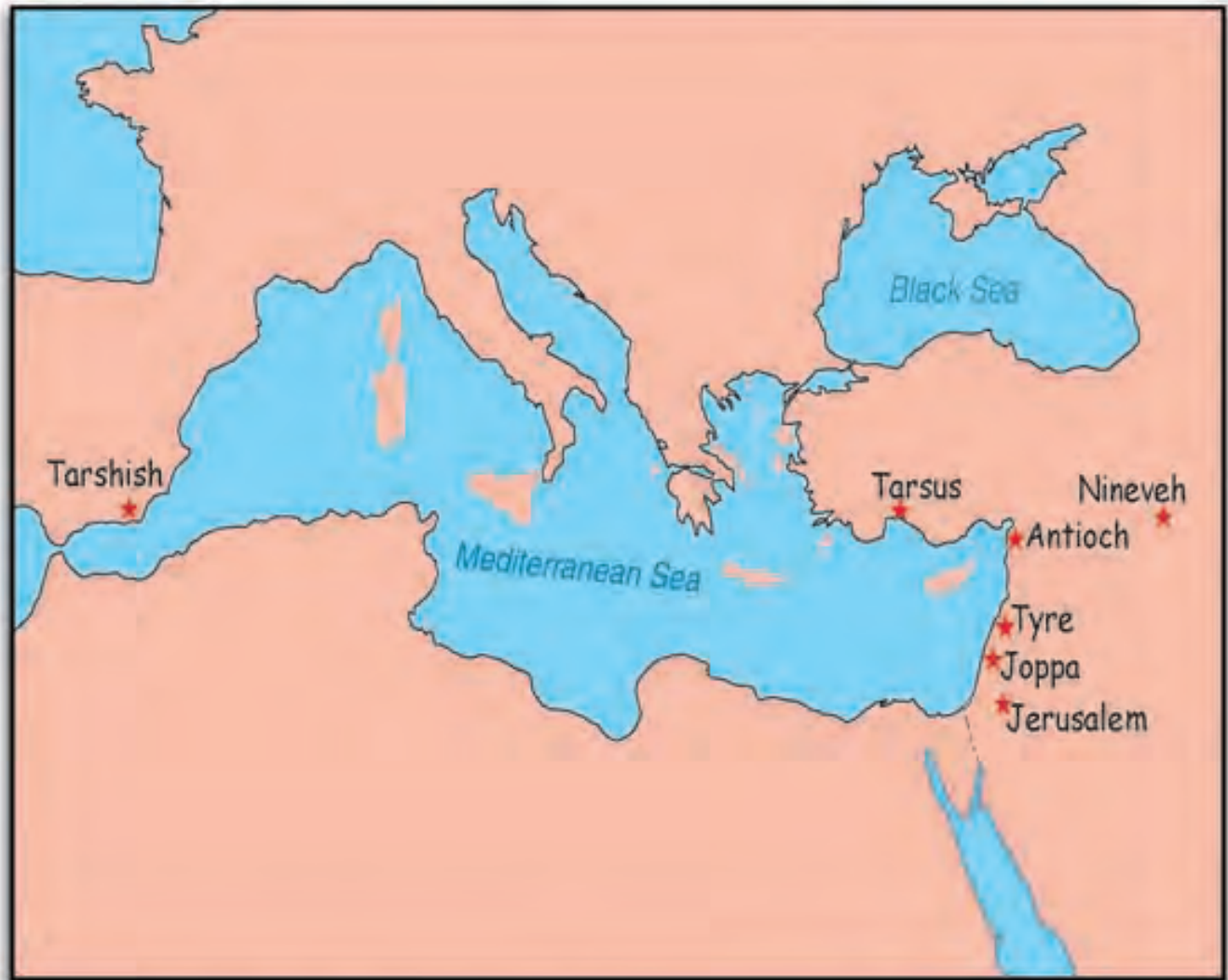
Again, place your thumbs inside the bottom of the triangle and pull out. Flatten your new diamond shape.



Grasp the top points of the diamond on either side of the "seam" and gently pull. Flatten your new shape, and you'll have a boat.

Adapted from Bible Story Crafts and Projects Children Love, Group Publishing, Inc., p. 111.

Journey



God sent Jonah on a journey to deliver a warning to the people of Nineveh.

Circle the names of the cities mentioned in the stories.

Draw a line from Joppa to Tarshish.

Then draw a line from Joppa to Nineveh.

About how much farther is it from Joppa to Tarshish than from Joppa to Nineveh?

By what means do you think Jonah traveled to Nineveh?

Why do you think so?