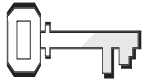


Miracle at Midnight!



References

Acts 20:1-12;
*The Acts of the
Apostles*, p. 391



Memory Verse

“For he will command his angels concerning you to guard you in all your ways” (Psalm 91:11, NIV).



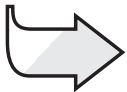
Objectives

The children will:

Know that helping others in emergency situations is one way to serve God.

Feel willing to help others at all times, even when it is not convenient.

Respond to needs of others who have an emergency.



The Message

I serve God by helping people in emergency situations.

Monthly Theme

Others can see Jesus in us.

The Bible Lesson at a Glance

Paul and his team are together in Troas. On the last evening of Paul’s stay he and the believers there come together to eat. Paul gives a parting message. He is to leave in the morning. He talks until midnight. A young man named Eutychus attends the meeting and falls asleep while sitting in a window. He falls out of the window and dies from his injuries. Paul immediately stops speaking, goes down to the young man, puts his arms around him, and earnestly asks God to restore his life. Eutychus comes to life, and there is great rejoicing.

This is a lesson about service.

Sometimes opportunities to serve come unexpectedly and in ways that require immediate attention. We should be ready to act and to help as needed, even if it means changing our plans and stopping some important task to do so.

Teacher Enrichment

Eutychus—“Some argue that Eutychus had not died from the fall but was merely knocked unconscious; others claim that Luke—writing in the first person at this point—was apparently an eyewitness and, as a physician, would have recognized the state of death. Paul’s action in restoring life to Eutychus by his embrace echoes the acts of the prophets Elijah in 1 Kings 17:17-24 and Elisha in 2 Kings 4:32-37” (*Who’s Who in the Bible* [Pleasantville, NY: The Reader’s Digest Association, Inc., 1994], p. 108).

Room Decorations

See Lesson 1.

Program Overview

Lesson Section	Minutes	Activities	Materials Needed
Welcome	ongoing	Greet students at door; hear pleased/troubled	none
1 Readiness Options	up to 10	A. <i>Emergency Helpers</i> B. <i>Bandages to the Rescue</i> C. <i>Visit From a Paramedic, Firefighter, or Police Officer</i>	index cards, pens/pencils varying sizes of bandages, Bible none
Any Time Prayer and Praise*	up to 10	Fellowship Songbook Mission Offering Prayer	<i>Sing for Joy</i> <i>Children's Mission</i> container that represents where this quarter's offering is going chalkboard or white board, marker or chalk, newspapers
2 Bible Lesson	up to 20	Experiencing the Story Memory Verse Bible Study	large cardboard box, chair or table, doll or puppet, Bible-times costume large outline of human body, bandages roll of gauze or toilet paper, Bibles
3 Applying the Lesson	up to 15	<i>Emergency!</i>	pictures of emergency vehicles and/or personnel
4 Sharing the Lesson	up to 15	<i>Let's Help</i>	construction paper, art supplies

***Prayer and Praise may be used at any time during the program.**

TEACHING THE LESSON

Welcome

Welcome students at the door. Ask how their week has been—what they are pleased/troubled about. Encourage them to share any experiences from last week's lesson study. Have them begin the readiness activity of your choice.



Readiness Activities

Select the activity most appropriate for your situation.

You Need:

- index cards
- pens/pencils

A. Emergency Helpers

Give each child an index card. Have them write "Emergency Numbers" at the top, then write the emergency number 911 or numbers for the local fire and police departments below. (The children may take their cards home.)

Debriefing

Ask: **When should you call the emergency numbers?** (Only when there is a true emergency.) **How can you help in emergencies?** (By staying out of the way of the rescue team; by calling the police, fire department, etc.) **How do you feel when you see someone who is in an emergency?** (Willing to help if possible; feel sorry for them, etc.) **Today's message is:**



I SERVE GOD BY HELPING PEOPLE IN EMERGENCY SITUATIONS.

Say that with me.

You Need:

- various types of bandages
- Bible

B. Bandages to the Rescue

Show the bandages. Let the class share times they needed bandages—when they fell, grazed their knee, cut their finger. Optional: Let the children bandage each other.

Debriefing

Ask: **When you get a bandage for someone, how are you serving God?** (When I help someone, it is the same as helping, or serving, God; God wants to help people through me, so I'm helping Him, too.) Read aloud and discuss Matthew 25:40. **How do you feel when someone comes to help and rescue you?** (thankful, grateful) **When you see someone you can help, what will you try to do?** (Help any way I can.) **What is today's message?**



I SERVE GOD BY HELPING PEOPLE IN EMERGENCY SITUATIONS.

Say that with me.

C. Visit From a Paramedic, Firefighter, or Police Officer

Invite a paramedic, firefighter, or police officer to speak to the children. Ask the person to tell about their work and explain some of the emergency procedures.

Debriefing

Allow response time as you ask: **How did you like having _____ here today? What did he (or she) want you to remember? What do you want to be when you grow up? How can YOU help people who are hurt or are having other emergencies?** (Bring bandages, pillows, etc.; ask how you can help; get help, etc.)
Our message for today is:



I SERVE GOD BY HELPING PEOPLE IN EMERGENCY SITUATIONS.

Say that with me.

Prayer and Praise

Any Time



Fellowship

Report the students' joys and sorrows (pleased and troubled) as reported to you at the door (as appropriate). Review the memory verse and allow time for sharing experiences from last week's lesson study. Acknowledge any birthdays, special events, or achievements. Give a special warm greeting to all visitors.



Suggested Songs

- "Be Like Jesus" (*Sing for Joy*, No. 115)
- "We Are Climbing Jesus' Ladder" (*Sing for Joy*, No. 120)
- "I Want to Be" (*Sing for Joy*, No. 124)
- "Cross Over the Road" (*Sing for Joy*, No. 131)



Mission

Share a story from *Children's Mission*. If the mission story tells of some emergency, emphasize that part.



Offering

Say: **Our Sabbath School offerings will go to _____ this quarter. Let's collect an offering that will help the people in _____.**

You Need:

- offering container decorated to represent where 13th Sabbath offering will go



Prayer

Ask the children if they know anyone who had an emergency this past week. Write the names where everyone may see. If there has been a disaster or emergency that the children have heard about, show some of the news pictures from the paper. Form prayer bands and pray for the people they named and the victims mentioned in the newspaper. Close by asking God to make us ready and willing to be helpers in emergencies.

You Need:

- chalkboard or white board
- marker or chalk
- newspapers

Bible Lesson

You Need:

- large cardboard box
- chair or table
- doll or puppet
- Bible-times costume

Experiencing the Story

Characters: Paul, Eutychus, people in the upper room (all other children)

Props: Bible-times costume, doll or puppet, cardboard box “window” on chair or table

Setting the Scene

Make a window by cutting the side out of the large cardboard box. Put the box on a chair or table so all may see. Position a doll or puppet to fall at the appropriate time in the story. Have your best storyteller share the story with the children in an animated fashion.

Read or tell the story.

[Paul stands in front of the class and appears to preach.] Eutychus swatted at a fly buzzing by his ear. *Whew! It's hot in here!* he thought. *I wish there were a little more of a breeze.*

The third floor meeting room was crowded with people who had come to say goodbye to Paul. He had come back to the city of Troas to visit his friends again. Tonight was his last night with them. But no one wanted him to leave! After eating together, they had asked Paul to preach one more time.

“Be strong in Jesus!” Paul encouraged. The time passed quickly as Paul spoke, and before long it was midnight. Sitting on the ledge of an open window, Eutychus began to yawn. *[Point to box with “window” and the doll or puppet.]* Not that the meeting was boring! Listening to Paul was the next best thing to having Jesus Himself there! But it had been a long day, and the heat made Eutychus feel sleepy. He shifted a little bit on the

windowsill. Since the room was so crowded, it had seemed like a good seat. He yawned again.

Suddenly a friend sitting close to Eutychus gasped. *[Make the doll or puppet fall out of the “window.”]* “Eutychus!” he yelled. “Oh, no! Eutychus fell out of the window!” The man sprang through the door leading to the stairs and raced down toward the street. *[A member of the class runs toward the fallen doll or puppet.]* Paul followed close behind him. *[Paul stops “preaching” and runs toward the fallen doll or puppet.]*

Everyone else in the room was shocked into action. People ran to see if there was anything they could do to help. *[The rest of the class rushes toward the fallen doll or puppet.]* They rushed over to him. He was so still. There was no doubt that he was dead. The people were stunned; they didn’t know what to say.

Bending down, Paul lifted Eutychus and held him carefully. Silently, he prayed. *[Paul bends down, hugs the doll or puppet, and prays.]* Then Paul looked up at his friends. “Don’t worry,” he said. “He is alive!” *[Paul looks up and smiles at the group.]*

Eutychus opened his eyes and looked around. He saw the tears on the faces of his friends. “What happened?” he asked. “Why are you crying?”

The night wasn’t quiet anymore! Everyone was suddenly wide awake and full of joy. “Eutychus! Eutychus, you’re alive! Oh, thank You, God!” they cried. *[The group jumps up and excitedly repeats, “Eutychus! Eutychus, you’re alive! Oh, thank You, God!”]*

Back up the stairs they went, into the warm room. *[The group goes back to their seats.]* No one was sleepy now. They listened eagerly as Paul spoke with his friends until early in the morning. *[Paul*

continues to “preach.”]

Even though Paul was doing a good thing by talking to his friends about Jesus, he stopped right away to help someone in need. How about you? Let’s ask Jesus right now to make you willing to help others at any time. Serving Jesus means that whatever we’re doing, wherever we are, we are willing to help others.

Debriefing

Ask: **How would you have felt if you had seen Eutychus fall?** (panicky, worried, wanting to help) **Imagine that you are with the people who saw that the boy was dead, then saw him sit up and talk. How would you feel?** (I would have praised God; would have been speechless.) **How did Paul serve God in this scary situation?** (He stopped the important thing that he was doing to help someone who had an emergency.) **If you were Paul what would you have done in this scary situation?** (I would have stopped what I was doing and tried to help.) **Why? Let’s say our message:**



I SERVE GOD BY HELPING PEOPLE IN EMERGENCY SITUATIONS.

You Need:

- large outline of human body
- adhesive bandage strips

human body. If class size allows, have each child who can, read the entire memory verse. After each child reads the verse, remove one bandage, so that each successive try leaves one more space to remember as they read/recite. When all the band-

ages are removed, the children should be reciting the verse from memory.

Bible Study

Prepare in advance a roll of gauze (or toilet paper). Unroll several feet of the bandage material or toilet paper and insert at 18-inch (45 cm) intervals the following texts (only the texts):

Matthew 2:13	(Mary, Joseph, Baby Jesus)
John 11:21	(Lazarus)
Exodus 1:22	(Baby Moses)
Genesis 37:18	(Joseph)
1 Kings 17:1	(Elijah)
Genesis 4:8	(Cain and Abel)
Genesis 7:17-19	(the Flood)
Daniel 6:12	(Daniel)
Exodus 14:9	(Children of Israel at Red Sea)
Job 1:18, 19	(Job)
Acts 20:9, 10	(Eutychus)

Let the children, one at a time, unroll the bandage until they find a text. Ask them to read it, then ask: **What kind of emergency was this?** Let the children offer their ideas.

Debriefing

Ask: **What did God do in each emergency that we read about in our Bibles?** (He helped people.) **If we do God’s work, what will we do when people are in trouble?** (We will help them as best we can. We will let God help them through us.) **How do you feel after you have helped someone who is having an emergency?** (good, happy) **Let’s say today’s message:**



I SERVE GOD BY HELPING PEOPLE IN EMERGENCY SITUATIONS.

You Need:

- roll of gauze (or toilet paper)
- Bibles

Applying the Lesson

You Need:

- pictures of emergency vehicles and/or personnel

Emergency!

Show pictures of various emergency vehicles or personnel, such as fire-fighter/fire engine, police officer/police car, doctor or nurse/ambulance. Review with each picture the proper response to different emergencies.

Read the following scenarios aloud, one at a time, and ask the children to tell what they would do in each situation. Affirm each positive response and encourage the children to be prepared to help in emergency situations.

1. You are riding your bicycle in your neighborhood. You turn the corner and you see your neighbor lying on the ground in her front yard. What will you do?
2. You are on the playground at school. Some children are playing soccer. Someone kicks the ball and it hits another child in the face. That child cries out and falls to the ground.
3. You are in the lunchroom enjoying your lunch. Suddenly, the child sitting next to you starts to choke on something.
4. You are at home in the kitchen making some toast for breakfast. Suddenly, the toaster bursts into flames.
5. It is a hot summer. You are in the community swimming pool enjoying the cool water. You see a toddler run away from his mother and accidentally fall into the pool.

Debriefing

Ask: **What kind of emergencies have you or your family experienced?** (Ask the children to share their experiences.) **Did someone help you?** (yes, no) **Were you able to help someone?** (yes, no) **If yes, what did you do?** (Accept answers.) **How do you feel when someone needs help and interrupts what you are doing?** (I often don't want to stop what I am doing, but I feel that I should help all I can anyway; I am happy to help any way that I can.) **What message from today's lesson are you going to remember? Let's say it together:**



I SERVE GOD BY HELPING PEOPLE IN EMERGENCY SITUATIONS.

4

Sharing the Lesson

Let's Help

Choose from the following activities:

1. Plan a trip to a local nursing home or hospital. Make cards to take with you. This should be arranged ahead of time through the local administrators. You might plan to visit on Sabbath afternoon.
2. Have the children make and sign a Thank-you card to be sent to local emergency services.
3. Make a list of sick or shut-in members in your church. Have the children make a get-well or "we miss you" card to be sent to a member. Or arrange for the children to visit a sick or shut-in member.

Debriefing

Ask: **Did you enjoy making the card? Why?** (Because it would encourage someone who needs help/is helping others.) **How does your encouragement help people who have had an emergency?** (Lets them know someone cares, is praying for them, wants to help them.) **Making a card was not a big, difficult thing, but this simple thing helps people. What other things can you do to help people in trouble?** (Smile at them; pray with them; bring flowers, food, etc.) **Let's say our message together:**



**I SERVE GOD BY HELPING
PEOPLE IN EMERGENCY
SITUATIONS.**

Closing

Sing "We Are His Hands" (*Sing for Joy*, No. 129). Pray that we all will be ready and willing to help if we notice that someone is in trouble during this coming week.

You Need:

- construction paper
- art supplies

Miracle at Midnight!

References

Acts 20:1-12; *The Acts of the Apostles*, p. 391

Memory Verse

“For he will command his angels concerning you to guard you in all your ways” (Psalm 91:11, NIV).

The Message

I serve God by helping people in emergency situations.

It was Friday afternoon and Juan was in his front yard picking up toys in order to be ready for Sabbath. Next door, his friend’s little sister, Tina, was practicing riding her bicycle. She had only learned how a week before. Suddenly, Juan heard a crash. He turned around and saw that Tina had hit her mailbox and fallen off her bike. He immediately ran over to help her up. In a few minutes she was back on her bike. The emergency was over.

Here’s a story about a more serious emergency, and someone who helped.

Eutychus (*yoo’-too-khos*) swatted at a fly buzzing by his ear. *Whew! It’s hot in here!* he thought. *I wish there were a little more of a breeze.* The third floor meeting room was crowded. It seemed as if everyone in Troas had come to say goodbye to Paul. Tonight was his last night with them. But no one wanted him to leave! After eating together, they had asked Paul to preach one more time.

“Be strong in Jesus!” Paul encouraged.

The time passed quickly as Paul spoke, and before long it was midnight. Sitting on the ledge of an open window, Eutychus began to yawn. Not that the meeting was boring! But it had been a long day, and the heat made him feel sleepy. He shifted a little bit on the windowsill. He had arrived late. Since the room was so crowded, it had seemed like a good seat. And perhaps it would be a little cooler. He yawned again.

Suddenly a friend who was sitting close to Eutychus gasped. “Eutychus!” he yelled.

“Oh, no! Eutychus fell out of the window!”

The man sprang through the doorway leading to the stairs and raced down to the street. Paul followed close behind him. Everyone else in the room was shocked into action.

Many people ran down to see if there was anything they could do. They rushed to Eutychus, but he was so still. There was no doubt that he was dead. The people were stunned; they didn’t know what to say.


Bending down, Paul lifted Eutychus and held him in his arms. Quietly, he prayed. Finally, Paul looked up at his friends. “Don’t worry,” he said. “Eutychus is alive!”

Eutychus opened his eyes and looked around. He saw the tears on the faces of his friends. “What happened?” he asked. “Why are you crying?”

The night wasn’t quiet anymore! Everyone was suddenly wide awake and full of joy. “Eutychus! Eutychus, you’re alive! Oh, thank You, God!” they cried.

Back up the stairs they went, into the warm room. No one was sleepy now!

Paul continued to preach to a wide-awake crowd. He spoke with his



friends until early in the morning.

Even though Paul was talking to his friends about Jesus, he stopped right away to help Eutychus. And that is what God wants us to do. Ask Jesus right now to help you help others at any time. Serving Jesus means that whatever we're doing, wherever we are, we are ready and willing to help others.

Daily Activities

Sabbath

- If your class plans to go to a nursing home or visit a shut-in this afternoon, try to go along. Deliver the card you made in Sabbath School. Or go with your family to visit someone who needs encouragement.
- With your family, find a quiet place outside, if possible. Read your lesson story together. Look at a clock or watch. What time is "midnight"? When did you stay up until midnight?
- Teach the memory verse to your family. Then thank God for angels.

Sunday

- During family worship, cut pictures from newspapers of emergencies such as accidents, sickness, fires, floods, and earthquakes. Put them on a poster. At the top of the poster write: "EMERGENCY!" Discuss: How can your family help in these situations? How can you help in the future?
- Read together Acts 20:1-12. How did Paul help in this emergency? "Paul . . . threw _____ on the _____ and put _____ arms around _____. 'Don't be _____,' he said. 'He's _____!' " (Acts 20:10, NIV).
- Ask Jesus to help you to help others.

Monday

- During worship read Acts 20:6. Use a Bible map to find Troas. (It's on a coast.) Draw a picture of a seacoast. Put Paul's boat in your picture. Add three things usually found along a seashore.
- Say your memory verse together. Then sing "I Would Be True" (*Sing for Joy*, No. 117) before prayer.

Tuesday

- With your family read Acts 20:9. Then say your

memory verse in your own words. Pretend that you are Eutychus. Tell what happened to you. How did you feel? Write a Thank-you note to Paul. Write another note to thank God.

Wednesday

- With your family, read these Bible texts and tell about emergencies that happened to Paul: Acts 16:22, 23; Acts 27:39-44; Acts 28:3-5.
- Make a cutout in the shape of a red cross as seen on first-aid kits. Write your memory verse on the cutout. Use an encyclopedia or other book to learn three things about the Red Cross. Or learn three things about ADRA—an international relief agency. Pray for ADRA workers today.

Thursday

- Make an emergency poster for your bedroom. Find the telephone numbers for your ambulance, fire department, and police. Write them on the poster. Draw a picture by each.
- Make your own personal first-aid kit. Ask your family what to put in it. Read Acts 20:35. How did Paul feel about helping others? How do *you* feel? Ask Jesus to help you be willing to help others.
- Say your memory verse to your family.

Friday

- For Friday evening worship, draw different parts of this week's Bible lesson on separate sheets of paper. Arrange the pictures in order. Use the pictures to tell your Bible story.
- Tell how you and your family helped others this week. Did you help in any emergencies? What can you do to be ready to help others? Read together Galatians 6:2.
- Say your memory verse together.
- Sing "Cross Over the Road" (*Sing for Joy*, No. 131) before you pray.