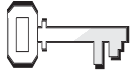


# More Than Meets the Eye



### References

2 Kings 6:8-23;  
*Prophets and Kings*,  
pp. 254–258



### Memory Verse

“The angel of the Lord encamps around those who fear him, and he delivers them” (Psalm 34:7, NIV).

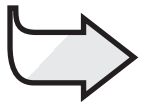


### Objectives

The children will:  
**Know** that God is our help in time of trouble.

**Feel** safe in God’s care.

**Respond** by trusting God completely no matter what happens.



### The Message

God helps us when we are in trouble.

### Monthly Theme

God does for us what we cannot do for ourselves.

### The Bible Lesson at a Glance

Aram (Syria) and Israel are at war. God sends messages through Elisha to the king of Israel, telling him where the Aramean army will be. The king of Aram suspects he has spies in his camp, but is told Elisha is to blame. The Aramean army surrounds Dothan at night in an attempt to capture Elisha. In the morning, the eyes of Elisha’s frightened servant are opened to see God’s horses and chariots. The Aramean army is struck blind. Elisha leads them to the king of Israel, who feeds them and lets them go at Elisha’s request.

### *This is a lesson about grace.*

God shows His grace by being a helper and protector even though He sometimes allows trouble to come our way. Elisha reflected God’s grace to the captured enemy soldiers by having them fed and released.

### Teacher Enrichment

**Aram**—“A country north of Palestine stretching from the Mediterranean eastward perhaps as far as the Habur River. . . . When referring to this country the Heb. *Aram* is usually translated ‘Syria’” (*The SDA Bible Commentary*, vol. 8, p. 67).

**Dothan**—First appears in the Bible when Joseph is cast into a pit by his brothers (Gen. 37:14-28).

“It was because of His love for erring Israel, that God permitted the Syrians to scourge them. . . . His judgments were tempered with mercy; and when His purpose was accomplished, He turned the tide in favor of those who had learned to inquire after Him” (*Prophets and Kings*, pp. 254, 255).

### Room Decorations

See Lesson 5.

## Program Overview

Lesson Section	Minutes	Activities	Materials Needed
Welcome	ongoing	Greet students at door; hear pleased/troubled	
<b>1</b> Readiness Options	up to 10	A. <i>A New Way to See</i> B. <i>Hidden Message</i> C. <i>Angel Facts</i>	3-D glasses or colored cellophane and light cardboard piece of paper, lemon juice, candle or lamp angel pattern (see p. 87), paper and pencil or pen, scissors
<b>Any Time</b> Prayer and Praise*	up to 10	Fellowship Songbook Mission Offering Prayer	none <i>Sing for Joy</i> <i>Children's Mission</i> gift box offering device none
<b>2</b> Bible Lesson	up to 20	Experiencing the Story  Memory Verse  Bible Study	large pieces of white paper or sheets/cloth, large angel shapes (see p. 87), two spotlights, blindfold for each child, bread one or two large sheets of cardboard, marker, one or two bean-bags Bibles, six angel shapes (see p. 87), slips of paper, cellophane tape
<b>3</b> Applying the Lesson	up to 15	<i>Best Protection</i>	large box (or pictures) of protective gear such as sports helmet, baseball glove, shin guard, face mask, football padding, ear muffs, gloves, goggles, sunglasses, etc.
<b>4</b> Sharing the Lesson	up to 15	<i>Always With You</i>	angel shapes (see p. 87), markers, decorations for angels, scissors

\*Prayer and Praise may be used at any time during the program.

# TEACHING THE LESSON

## Welcome

Greet the children at the door and ask how their week has been—what they are pleased/troubled about. Encourage them to share any experiences from last week's lesson study. Have them begin the readiness activity of your choice.

1

## Readiness Activities

Select the activity most appropriate for your situation.

### You Need:

- 3-D glasses or
- colored cellophane and light cardboard
- Bibles

### A. A New Way to See

If you cannot obtain 3-D glasses, cut glasses from light cardboard, placing colored cellophane as the lenses. The children are to look around the room using their glasses.

#### Debriefing

Ask: **What did you notice when you were wearing your glasses?** (Things looked different.) **Why was that?** (different color, etc.) **Our story today is about someone who was frightened. But God helped his eyes see what he usually could not see—a hidden surprise. Let's read our memory verse, Psalm 34:7.** Find and read together. Ask: **What do angels do? That leads us to our message for today:**



**GOD HELPS US WHEN WE ARE IN TROUBLE.**

Say that with me.

### You Need:

- piece of paper
- lemon juice
- candle or lamp



### B. Hidden Message

In advance: Write today's message with lemon juice on a piece of paper. Show the paper to the children and ask what it says. When they give up, warm the message over an open flame or shine a light behind it to reveal what is written on the paper.

#### Debriefing

Ask: **Could you see the message without help?** (no) **How were you able to see the message?** (Heat was applied so we could see it.) **The message was there all the time, we just couldn't see it without help. Our story is about something hidden that was revealed with God's help. Can you read the message?** Choose a volunteer to read the hidden message. Then repeat together:



**GOD HELPS US WHEN WE ARE IN TROUBLE.**

### C. Angel Facts

In advance, prepare several angel cutouts as illustrated in the margin. (See page 87 for a pattern.) On the outside of each write "Did you know?" On the inside, write one of the angel facts given below. (Add more as you think of them.) Place the paper angels on the wall around the room. Tell the children to look for the angels and read the angel facts. Suggestions for angel facts are:

Angels are neither male or female. (Matthew 22:30)

### You Need:

- angel pattern (see p. 87)
- paper and pencil or pen
- scissors

Satan was once the most beautiful angel.  
Angels are God's special messengers.  
Each of us has a guardian angel.  
Gabriel is one of God's special messengers.

### Debriefing

Allow response time as you ask: **What did you learn about angels? Can we see angels? Each of us has a guardian angel who is with us all the time. In our story today someone was afraid, but God let him see the angels that guarded him and Elisha. God may not help us see angels, but He will always help us when we need Him. And that's what today's message is about . . .**



**GOD HELPS US WHEN WE ARE IN TROUBLE.**

**Say that with me.**

## Prayer and Praise



### Fellowship

Report the students' joys and sorrows (pleased and troubled) as reported to you at the door (as appropriate). Allow time for sharing experiences from last week's lesson study and review the memory verse. Acknowledge any birthdays, special events, or achievements. Give a special, warm greeting to all visitors.



### Suggested Songs

- "He's Able" (*Sing for Joy*, No. 40)
- "Anywhere With Jesus" (*Sing for Joy*, No. 45)
- "All Night, All Day" (*Sing for Joy*, No. 50)
- "God Is So Good" (*Sing for Joy*, No. 13)



### Mission

Share a story from *Children's Mission*. Ask: **How did God help someone in the story?**



### Offering

Say: **God can use our money gifts to help people in this world who are in trouble.**

#### You Need:

- gift box offering device



### Prayer

Share experiences of God's help in time of danger. Pray for His continued protection. Thank Him for the angels He sends.

## 2

## Bible Lesson

### You Need:

- large pieces of white paper or sheets/cloth
- large angel shapes (see p. 87)
- two spotlights
- blindfold for each child
- bread

### Experiencing the Story

In advance: Suspend large pieces of white paper or sheets/cloth away from a wall. Behind the sheets place large angel shapes and two spotlights. Have a blindfold and some bread for each child.

At the appropriate time during the story, turn on the spotlights to make angel shadows. When you describe the blind army, have the children put on the blindfolds. Have an adult lead them around the room, each person walking with a hand on the shoulder of the person in front of them. At the appropriate time have the children remove their blindfolds and give each a small piece of bread.

### Read or tell the story.

Israel and Aram were at war. And God was helping Israel. Whenever the Aramean king would plan to attack the king of Israel, God would tell Elisha. Then Elisha would warn the king of Israel: "Don't travel to the east today, because the Arameans are going to be there." And sure enough, the king of Aram would be hiding just where Elisha said. This happened time after time and made the king of Aram very angry.

"Who is a spy for Israel?" he growled at his generals.

One general knew the truth. "None of us are spies," he said. "But Elisha, the prophet, knows everything we are about to do—he even knows what you say in your bedroom!"

"Where is this man?" the king of Aram roared. "Go find out where he is so I can send men to capture him!"

The report came back: "He is staying in Dothan."

"Then we will attack Dothan and get rid of this nuisance," the king announced. He called his fighting men and sent them off to capture one lone prophet. The king was sure that if his army could capture Elisha, they could defeat Israel. What a foolish idea! Elisha hadn't been spying—God had.

One of the first people to wake up the next morning was Elisha's servant. He went up on the wall of Dothan and saw the large Aramean army camped around the city. He saw horses, chariots, and armor glistening in the first rays of the rising sun.

"What will we do?" he cried. Elisha's servant was afraid. He had forgotten whose side God was on.

Elisha hadn't. "Those that are with us are more than those that are with them," he explained to his servant. *[Have the children close their eyes. Turn on the two spotlights.]* Then he asked God to open his servant's eyes. *[Have the children open their eyes.]*

When the servant looked again, he saw another army. It covered the hills around Dothan, and its chariots shone like fire! It was God's army, and His army wasn't going to let anything happen to Elisha and his servant.

Elisha prayed again. "Strike the enemy army with blindness, Lord." So God made the whole enemy army blind. *[Have the children put on their blindfolds.]*

Then Elisha went out of the city. He marched right up to the blind general. "This isn't the road you want," he said. "Follow me and I will lead you to the one you are looking for."

Elisha led the blind enemy army right to the king of Israel. Then God opened their eyes. *[Have the children take off their blindfolds.]* They were trapped inside Israel's capital city!

"Shall I kill them?" asked the king of Israel.

"No," Elisha responded. He was thinking of God's grace. "Feed them, and then send them home."

That is exactly what the king of Israel did. *[Give a small piece of bread to each child.]* God had conquered the enemy with blindness, a good meal, and grace.

### Debriefing

Ask: **Whom did God help? Which side would you have wanted to be on?**

**Elisha and his servant were on God's side—the winning side. Whose side are you on—God's or the enemy's?** Accept answers. **Who is the enemy?** (Satan)

**How do you feel about being on the winning side?** (Protected, and sure that I will find the help I need when in trouble.) **The next time you are afraid, what will you remember? Let's answer with today's message:**



**GOD HELPS US WHEN WE ARE IN TROUBLE.**

### Memory Verse

Using as much of the cardboard as possible, cut out an angel or chariot shape. Draw lines, creating boxes in which to print each word of the memory verse plus text. Place the cardboard on the floor.

Have the children take turns tossing the beanbag onto the boxes in the order

#### You Need:

- one or two very large sheets of cardboard
- marker
- one or two beanbags

the words come in the memory verse. If the beanbag does not land on the correct word, the next child aims for the same word. For more challenge, prepare two games and have two teams work against the clock.

Adapted from *Quick Access Ideas for Children*, compiled by Barbara Manspeaker (Lincoln, Neb.: AdventSource, 1999), p.1.

### Bible Study

Prepare six angel shapes (see page 87) in advance by writing the following names on each (without the texts):

Elisha	(2 Kings 6:17)
Daniel	(Daniel 6:19-22)
Baby Jesus	(Matthew 2:13)
Isaac	(Genesis 22:9-12)
Hagar and Ishmael	(Genesis 21:14-19)
Peter	(Acts 12:7-10)

Print the texts on separate slips of paper. Give each of the angels and each of the paper slips with texts to children. (Adapt to the size of your class.) Have the texts read aloud and matched with the names on the angels. Tape the slip of paper to the appropriate angel.

### Debriefing

Say: **These texts tell us of some times when God used angels to help people. Which story was your favorite? Why?** (Accept answers.)

**Have you ever been in trouble and felt protected by God's angels? When?** (Let children share.) **Remember—when you are afraid, God is there to help you. Let's say our message again:**



**GOD HELPS US WHEN WE ARE IN TROUBLE.**

#### You Need:

- six angel shapes (see p. 87)
- six slips of paper
- Bibles
- cellophane tape

### 3

## Applying the Lesson

### You Need:

- large box (or pictures) of protective gear such as sports helmet, baseball glove, shin guard, face mask, football padding, ear muffs, gloves, goggles, sunglasses, etc.
- Bibles

### Best Protection

Show the items or pictures to the children one at a time and discuss each. Ask: **How do each of these things protect us?** (They protect us from flying objects, from getting hurt when we fall, from the cold, etc.)

### Debriefing

Ask: **How are these things like the way God protects us?** (If I ask Him, God protects my mind from unclean things, my ears from hearing the wrong things, my eyes from seeing the wrong things,

my hands from doing evil, etc.)

**As long as Satan is here, we will have troubles in our lives. When these troubles come, God is with us in the time of trouble. Let's read Psalm 46:1.** Read the text together. **How does this make you feel?** (That I don't have to worry about anything that happens to me. God will be with me and give me strength.) **Never forget today's message. Let's say our message together.**



**GOD HELPS US WHEN WE ARE IN TROUBLE.**

### 4

## Sharing the Lesson

### You Need:

- angel shapes (see page 87)
- markers
- decorations for angels
- scissors

### Always With You

Give each child an angel to cut out. Have them think of a friend with whom they can share the following message: " (friend's name) , God's angels are always with you." Have them write the sentence and decorate the angel. Adults assist as necessary.

### Debriefing

Ask: **From what things has God protected you?** Let the children share stories of God's intervention or refer to one already mentioned during Bible study. Suggest that they share some of

these stories with the person to whom they give the personalized angel.


**How do you feel about sharing the good news of God's protection?** (glad) **With whom will you share this week?** (Ask each to decide to whom they will give their angel.) **Always remember:**



**GOD HELPS US WHEN WE ARE IN TROUBLE.**

### Closing

Read together Psalm 46:1. Gather the children in a circle. Pray for each child by name saying, "Thank You, God, for being a help in times of trouble for (child's name)."





## More Than Meets the Eye

### References

2 Kings 6:8-23;  
*Prophets and Kings*,  
 pp. 254–258

### Memory Verse

“The angel of the Lord encamps around those who fear him, and he delivers them” (Psalm 34:7, NIV).

### The Message

God helps us when we are in trouble.

*Can you remember a time when you were really afraid of something or someone? Was it a noise, a person, or maybe a situation? In our Bible story for today, Elisha’s servant was very frightened.*

Israel and Aram were at war. And God was helping Israel. Whenever the Aramean king would plan to attack the king of Israel, God would tell Elisha. Then Elisha would warn the king of Israel: “Don’t travel to the east today, because the Arameans are going to be there.” And sure enough, the king of Aram would be hiding just where Elisha said. This happened time after time. And it made the king of Aram very angry.

“Who is a spy for Israel?” he growled at his generals.

One general knew the truth. “None of us are spies,” he said. “But Elisha, the prophet, knows everything we are about to do—he even knows what you say in your bedroom!”

“Where is this man?” the king of Aram roared. “Go find out where he is so I can send men to capture him!”

The report came back: “He is staying in Dothan.”

“Then we will attack Dothan and get rid of this nuisance,” the king announced. He called his fighting men and sent them off to capture one lone

prophet. The king was sure that if his army could capture Elisha, they could defeat Israel. What a foolish idea! Elisha hadn’t been spying—God had.

One of the first people to wake up in the morning was Elisha’s servant. He climbed up on the wall of Dothan and saw the large Aramean army camped around the city. He saw horses. He saw chariots. He saw armor glistening in the first rays of the rising sun.

“What will we do?” he cried. Elisha’s servant was afraid. He had forgotten whose side God was on.

Elisha hadn’t. “Those that are with us are more than those that are with them,” he explained to his servant. Then he asked God to open his servant’s eyes.

When the servant looked again, he saw another army. It covered the hills around Dothan, and its chariots shone like fire! It was God’s army, and His army wasn’t going to let anything happen to Elisha and his servant.

Elisha prayed again. “Strike the enemy army with blindness, Lord.” So God made the whole enemy army blind.

Then Elisha went out of the city. He marched right up to the blind general. “This isn’t the road you want,” he said. “Follow me and I will lead you to the one you are looking for.”


Elisha led the blind enemy army right to the king of Israel. Then God opened the enemy soldiers’ eyes. They were trapped inside Israel’s capital city!

“Shall I kill them?” asked the king of Israel.

“No,” Elisha responded, thinking of God’s grace. “Feed them, and then send them home.”

That is exactly what the king of Israel did. God had conquered the enemy with blindness, a good meal, and grace.

God helped Elisha when he was in trouble. He will do the same for you—because He loves you very much.



## Daily Activities

### Sabbath

- Take a nature walk with your family. Look for ways that creatures are protected from danger. Make a picture or word list of what you find. What other creatures are protected in danger, and how? For example: some play dead, some have sharp spines, some are camouflaged. (Ask a family member what that means.) Add these creatures to your list.
- Read your Bible lesson together; then read Psalm 34:7. Thank God for His protection.

### Sunday

- Read 2 Kings 6:8-10 during family worship. Think of a time God helped you when you were in trouble. Tell your family. Read Psalm 46:1 together. Thank God for His help.
- Make a card for each word and number below. Then arrange the cards in order to review your memory verse.

*angel them of the those Lord the him, around he delivers who Psalm encamps 34: and 7 fear the*

### Monday

- During family worship, read and discuss 2 Kings 6:11-14. What if the army was surrounding you? How would you feel? Read this promise in Psalm 91:9-11.
- Fold a long strip of paper like an accordion, with a fold for each family member. Trace an angel on the front so it touches the folded edge. Cut out, except for the fold. Have each person name their angel and write it on their paper angel.\*
- Arrange your memory verse cards in order.
- Thank God for your guardian angel.

### Tuesday

- Together with your family, read 2 Kings 6:15-17. What do you think the fiery horses and chariots were made of? Hint: Read Hebrews 1:7. Draw a

picture of the fiery horses and chariots around Elisha.

- Arrange your memory verse cards without help.
- Sing "All Night, All Day" (*Sing for Joy*, No. 50). Thank God for angels who watch over you day and night.

### Wednesday

- What trick did Elisha play on the enemy army? Read 2 Kings 6:18-20 with your family.
- Find out three things about eyes that you didn't know before. Ask a family member to help you draw a picture of the main parts of your eye. Thank God for eyes that see.
- Arrange your memory verse cards without help.

### Thursday

- How did Elisha and Israel's king show grace? Together with your family read 2 Kings 6:21-23.
- Make a special angel (or use the one you made in Sabbath School) to share with someone. Write on the angel " (friend's name) , God's angels are always with you." Decorate the angel and give it to a friend. Pray for that friend today.
- Say your memory verse and draw a picture about what it means.

### Friday

- Tell this week's Bible story to your family from a "walled city" you create from furniture or blankets. Say your memory verse together.
- Read Hebrews 1:14. Share some angel stories you heard in Sabbath School last week. Ask if anyone can remember a time when they felt their angel very near.
- Before prayer, sing your favorite song about God's care. Then thank Him for it.

\*Adapted from *Come Meet Jesus Program Guide: An Evangelistic Series for Children Ages 4-7* (Hagerstown, Md.: Review and Herald, 1998), pp. 209, 212.