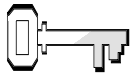


Do You Hear What I Hear?



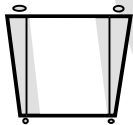
References

Luke 2:1–14; *The Desire of Ages*, pp. 43–48



Memory Verse

“Glory to God in the highest, and on earth peace to men” (Luke 2:14, NIV).

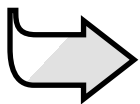


Objectives

The children will: **Know** that they worship Jesus when they listen to sermons, songs, and other messages about Him.

Feel a longing to learn more good news about Jesus at worship time.

Respond by carefully listening to sermons, songs, and other messages about Jesus so they will know Him better.



The Message

I worship God when I listen to the good news about Jesus.

Monthly Theme

Worshiping is sharing our love for Jesus.

The Bible Lesson at a Glance

While shepherds are watching their sheep one night, an angel of the Lord suddenly appears and frightens them. The angel tells them not to be afraid, that he is bringing them good news about Jesus’ birth and where they can find Him. Then many angels sing “Glory to God in the highest, and on earth peace to men” (Luke 2:14, NIV).

This is a lesson about worship.

The shepherds listened and worshiped as angels heralded the birth of Jesus. So in attending worship services, family worship, and Bible studies we may hear the good news about Jesus. To listen and learn of Jesus are acts of worship, deepening our love relationship with Him and preparing us for another act of worship: sharing the good news with others.

Teacher Enrichment

“The Jewish nation had been preserved as a witness that Christ was to be born of the seed of Abraham and of David’s line; yet they knew not that His coming was now at hand. . . . Above the hills of Bethlehem are gathered an innumerable throng of angels. They wait the signal to declare the glad news to the world. Had the leaders in Israel been true to their trust, they might have shared the joy of heralding the birth of Jesus. But now they are passed by” (*The Desire of Ages*, pp. 44, 47).

Instead, “Jesus’ birth was announced to shepherds in the fields. These may have been the shepherds who supplied the lambs for the temple sacrifices that were performed for the forgiveness of sin. Here the angels invited these shepherds to greet the Lamb of God (John 1:36), who would take away the sins of the world forever” (*Life Application Study Bible*, Notes and Bible Helps on Luke 2:8 [NIV], [Wheaton, Ill.: Tyndale House Publishers, Inc., 2005], p. 1665).

Room Decorations

See Lesson 10.

Program Overview

Lesson Section	Minutes	Activities	Materials Needed
Welcome	ongoing	Greet students at door; hear pleased/troubled	none
1 Readiness Options	up to 10	A. <i>Angel Messenger</i> B. <i>God's Graffiti</i>	large poster board angel, (optional angels [see p. 143]), ceiling hook, nylon thread, glitter, markers, lace, silver or gold material, gold ric-rac (optional), glue, Bibles large paper wall banner started in Lesson 10, pencils, markers, crayons
Any Time Prayer and Praise*	up to 10	Fellowship Songbook Mission Offering Prayer	none <i>Sing for Joy</i> <i>Children's Mission</i> container decorated with musical notes and the words, "Praise Him!" <i>Sing for Joy</i> songbooks
2 Bible Lesson	up to 20	Experiencing the Story Memory Verse Bible Study	Bible-times costumes for shepherds and angels, children to act out the story, sheep (stuffed toy, papier maché or drawn on poster board and cut out), shepherds' rods, spotlight, <i>Sing for Joy</i> songbook, stable scene, Bibles, Luke 2:10, 12 on paper wire coat hangers, angel pattern (see p. 143), small wooden beads or lumps of clay, pipe cleaners or wire, construction paper, glue, scissors, black thread Bibles
3 Applying the Lesson	up to 15	<i>My Listening Plans</i>	paper, pencils, chalkboard or white board, chalk or dry-erase marker
4 Sharing the Lesson	up to 15	<i>Amazing Messages</i>	dark-colored construction paper, small paintbrushes, teaspoon, cups, water, salt, access to an oven

*Prayer and Praise may be used at any time during the program.

TEACHING THE LESSON

Welcome

Welcome students at the door. Ask how their week has been—what they are pleased/troubled about. Encourage them to share any experiences from last week's lesson study. Have them begin the Readiness activity of your choice.

1

Readiness Activities

Select the activity most appropriate for your situation.

You Need:

- large poster board angel
- optional angels (see p. 143)
- ceiling hook
- nylon thread
- glitter
- markers
- lace
- silver or gold material
- gold ric-rac (optional)
- glue
- Bibles

A. Angel Messenger

In advance, fasten the hook to the ceiling. Have the children color and decorate a large angel you have cut from poster board. Attach the nylon thread to the angel, lace the thread through the hook, and let the children take turns lowering and raising the angel. (Optional: Distribute copies of the angel on page 143 and have the children decorate them and then use them to form a collage.)

Debriefing

Ask: **Of what do angels remind you?** (messengers from God, protection, heaven, etc.) **What might our story be about today?** (don't know, angels telling about Jesus' birth, etc.) **Let's read our memory verse, Luke 2:14, to find out what one group of angel messengers had to say.** Read aloud. **When God sends messages, it is our job to listen to them. How do we worship God? Today's message says:**



I WORSHIP GOD WHEN I LISTEN TO THE GOOD NEWS ABOUT JESUS.

Say that with me.

You Need:

- large paper wall banner started in Lesson 10
- pencils, markers, crayons

B. God's Graffiti

Have the children continue adding pictures, color, and praise to the wall banner started in Lesson 10. Suggest they draw angels today.

Debriefing

Ask: **How do you like our banner now?** (It's getting prettier, etc.) Take time to talk about the things the children have added. **Today's story is about a message from God about Jesus that some shepherds heard. On your banner write something about praising God for sending messages to us. Then let's say what we are to do with God's messages. And here's our message for today:**



I WORSHIP GOD WHEN I LISTEN TO THE GOOD NEWS ABOUT JESUS.

Say that with me.

Prayer and Praise



Fellowship

Report the students' joys and sorrows (pleased and troubled) as reported to you at the door (as appropriate). Allow time for sharing experiences from last week's lesson study and review the memory verse. Acknowledge any birthdays, special events, or achievements. Give a special warm greeting to all visitors.



Suggested Songs

"O Little Town of Bethlehem" (*Sing for Joy*, No. 71 or 72)

"Joy to the World" (*Sing for Joy*, No. 81)

"There's a Song in the Air" (*Sing for Joy*, No. 82)

"Go, Tell It on the Mountain" (*Sing for Joy*, No. 83)



Mission

Use a story from *Children's Mission*.



Offering

Say: **Our offering today will help others to hear the good news about Jesus.**

You Need:

- container decorated with musical notes, and the words, "Praise Him!"



Prayer

Ask for prayer requests and choose a volunteer to pray. Then say: **Our lesson today tells of many angels who sang a message of praise to God for sending Jesus. "Singing is as much an act of worship as is prayer. Indeed, many a song is prayer"** (*Child Guidance*, p. 523). **Let's sing a praise prayer together after (name of volunteer) prays for our prayer requests.** Possible praise prayers: "All Praise to Thee," verse 2 (*Sing for Joy*, No. 19) or "Praise God From Whom All Blessings Flow" (*Sing for Joy*, No. 10).

You Need:

- *Sing for Joy* songbooks

2

Bible Lesson

You Need:

- Bible-times costumes for shepherds and angels
- children to act out the story
- sheep (stuffed toy, papier maché, or drawn on poster board and cut out)
- shepherds' rods
- spotlight
- *Sing for Joy* songbook
- stable scene
- Bibles
- Luke 2:10, 12 on paper

Experiencing the Story

Characters: shepherds, angels

Props: Bible-times costumes, robes for several angels, shepherds' crooks, toy sheep, stable scene in one corner

Your actors will act out the story as you read it to the class. Prompt them at the appropriate times. You might want to invite the Kindergarten class to watch your story time. At designated places in the story, have the children sing carols.

Read or tell the story.

[Have the shepherds and toy sheep sit a distance away from the stable. One angel sits to the side, away from the others.]

One of the hardest things about being a shepherd was staying out in the fields all night with the sheep. The shepherds weren't supposed to sleep because coyotes or bears might come and attack. It was a big responsibility.

One night, a group of shepherds were sitting together, watching the sky and listening for any sound of approaching danger. *[Shepherds watch sky and act frightened. Shine spotlight on lone angel.]* All at once, they saw a glowing being, an angel, in front of them, so bright they couldn't look at it. The place where they sat was surrounded by a glowing circle called the "glory of the Lord." The shepherds were terrified. They must have thought they were dreaming!

The angel began speaking and told them, *[Angel reads the following quote from a separate sheet of paper:]* ("Do not be afraid. I bring you good news of great joy that will be for all the people. Today in the town of David [Bethlehem] a Savior has

been born to you; he is Christ the Lord. This will be a sign to you: You will find a baby wrapped in cloths and lying in a manger" [Luke 2:10-12, NIV].)

[Have group dressed as angels stand up, join the single angel, and smile. Shine spotlight on them.]

Before the shepherds could blink, a huge choir of angels appeared in the sky, praising God and singing a wonderful song that must have echoed from hill to hill. *[Have everyone sing "There's a Song in the Air" (Sing for Joy, No. 82, verses 1 and 3).]* They sang of another promise—a promise of peace to all those who honored God. *[Spotlight goes off. Angels sit down.]*

And then, suddenly, the light was gone, and the angels were gone. The shepherds' ears must have rung in the silence. They looked at each other. All thoughts of being with the sheep were gone. This was wonderful news! The angel had told them to find the Baby. They had to go now!

[Shepherds stay where they are and sing "O Come, All Ye Faithful," verse 2 (Sing for Joy, No. 70). Everyone sings with the shepherds.]

Debriefing

Ask: **Why were the shepherds on the hillside?** (to protect their sheep) **What did they see?** (bright light; angel; etc.) **How did they react?** (frightened at first, then happy)

How would you have acted if you had been with the shepherds when the angels gave the message about Jesus? (not wanting to miss anything; excited, scared, happy, etc.)

What do you think when you hear messages about Jesus at Sabbath School, church, school, and home? (I want to hear the good news about Jesus;

sometimes I don't pay attention; etc.)

God still sends messages to people today about Jesus. You can hear about Jesus at Sabbath School, church service, family worship, and Bible class in school. Can you think of any other ways you can find messages about Jesus? (In nature; when I study my Bible; when I go to other meetings like Pathfinders, evangelistic meetings, etc.)

Like the shepherds, pay careful attention when the good news about Jesus is being told or sung.

Remember our message:



I WORSHIP GOD WHEN I LISTEN TO THE GOOD NEWS ABOUT JESUS.

Say that with me.

Memory Verse

Ahead of time, make five angels for each child as directed below. (See page 143.) (A simpler type angel could also be used. Adapt to your situation.)

Help the children write the group of words in the box below on their angels.

Have the children help hang the angels in order with black thread from

You Need:

- wire coat hanger for each child
- angel pattern (see p. 143)
- small wooden beads or lumps of clay
- pipe cleaners or thin wire
- construction paper
- glue
- scissors
- black thread

angel 1	Glory to God
angel 2	in the highest
angel 3	and on earth
angel 4	peace to men
angel 5	Luke 2:14

their coat hanger to create a mobile.

Have each child read the memory verse from his or her mobile; then have everyone say the verse together. Let the children take their mobiles home.

(Adapted from *Create: A Handbook for Teachers of Elementary Art* [Stevensville, MI: Educational Service, Inc., 1966], pp. 195, 196.)

Bible Study

Have the class members who read take turns reading from their Bibles about the events surrounding Jesus' birth in Luke 2:1-7. Ask: **What does your Bible say about Jesus before He became a baby? Let's read John 1:1-3, 14.**

Why did Baby Jesus, our Creator, come to live in our world? Read Matthew 1:21 aloud.

You Need: • Bibles

Debriefing

Ask: **Do you know any babies who created the world before they were born?** (no)

Your Creator really loves you. He went through a lot to save you from Satan. Listening and learning more about this good news is one way to worship God. Why? (Learning about such love causes me to praise Him even more.)

We want to listen and learn all we can, so each of us can say:



I WORSHIP GOD WHEN I LISTEN TO THE GOOD NEWS ABOUT JESUS.

Say that with me.

3

Applying the Lesson

You Need:

- paper
- pencils
- chalkboard or white board
- chalk or dry-erase marker

My Listening Plans

In advance, prepare a sheet of paper for each child by writing at the top of the paper “How I will listen to and learn about Jesus this week.”

Ask the children to name ways they can learn the good news about Jesus. List their ideas on the board. Some ideas are: go to Sabbath School and church; have family worship; study the Bible; listen to people tell what Jesus means to them; etc.

Give each child a sheet of paper that has the following written on the top: “How I will listen to and learn about Jesus this week.”

Ask them to draw pictures or write their ideas for doing this. Ask them to sign their name at the bottom to show that they want to learn more about Jesus this week.

Debriefing

Allow response time as you ask:

How many of you are already doing the things that you listed? You are fortunate to be able to hear the good news about Jesus very often. Listen and learn all you can, for this is very special news, and it will guide you to eternal life.

Why do some children not pay attention when the good news about Jesus is being shared? (Because they have their mind on other things, such as toys, activities; they love things more than Jesus; etc.)

What will you do when the good news is being shared in Sabbath School, church, and other places? (I will listen and pay attention, because . . .)



I WORSHIP GOD WHEN I LISTEN TO THE GOOD NEWS ABOUT JESUS.

4

Sharing the Lesson

Amazing Messages

Give each child a sheet of dark-colored construction paper, a paintbrush, and a cup of water containing three teaspoons of salt.

The children have heard the good news about Jesus today. Ask them to create a scene that tells the news about Jesus' birth. Have them write their memory verse somewhere on the paper. Tell them to dip and stir with the brush before drawing each image or writing each letter.

While the children work, preheat the oven to 150 degrees F. (70 degrees C.). Bake the finished scenes for five minutes or until the papers dry. The images will appear as sparkling crystals on the dark paper.

If you don't have access to an oven at Sabbath School, have the children take their papers home with written instructions for baking them under the supervision of their parents.

(Adapted from *The Children's Workers Encyclopedia of Bible Teaching Ideas: New Testament* [Loveland, CO: Group Publishing, Inc., 1997], p. 59.)

Debriefing

Ask: **What did you think when I gave you salt water instead of paint?** (I thought that was strange.) **Were you surprised at how your messages turned out?** (yes)

How do you think the shepherds felt when they heard the message from the angels? (very surprised)
How would you have felt? (surprised, amazed)

The angels brought a surprising and amazing message to the shepherds that night. The surprised shepherds listened carefully and then shared the amazing good news with others.

Do you listen carefully to the good news about Jesus so that you can share it with others? Take your amazing crystal message home and give it to someone you'd like to tell about Jesus. If you listened carefully during Sabbath School, you will be able to tell the amazing story of Jesus' birth.

Let's say our message one more time:



I WORSHIP GOD WHEN I LISTEN TO THE GOOD NEWS ABOUT JESUS.

Closing

Say: **Let's pray that the people who listen to your story about Jesus will worship God because they listened to what you shared.** (Pray together.)

Remind the children to use their Bible study guides every day and to do the daily activities.

You Need:

- dark-colored construction paper
- small paintbrushes
- teaspoon
- disposable cups
- water
- salt
- access to an oven

Do You Hear What I Hear?

References

Luke 2:1–14; *The Desire of Ages*, pp. 43–48

Memory Verse

“Glory to God in the highest, and on earth peace to men” (Luke 2:14, NIV).

The Message

I worship God when I listen to the good news about Jesus.

Have you ever been camping and slept out under the stars? Would you like to do that all the time, in all kinds of weather? Some people in our Bible story stayed outside most of the time. What were they doing there? Let’s find out.

Once again, God’s promises were true. Baby Jesus was born just as God’s Word had said. “Out of Bethlehem,” the prophet Micah had written 700 years before (Micah 5:2). And that was where Mary and Joseph were when Jesus was born.

Because many others had also traveled to Bethlehem, all the inns and hotels were full. And so it was that Jesus was born in a stable. Mary wrapped Him in cloths and gently laid Him in a manger on a bed of hay. A strange birth-place for the King of the universe!

Angels watched over the little family. And at God’s direction one went in the darkness of night to spread the good news.

On a nearby hillside some shepherds watched their sheep. One of the hardest things about being a shepherd was staying out in the fields all night. Wolves or bears might come and all the sheep would scatter. So the shepherds had to stay awake. They had to be ready to scare away the wild animals. It was a huge responsibility.

As they watched their sheep, the

shepherds talked about the prophecies of old. *When will these things happen, they wondered. Surely it is time.*

All at once, they saw a glowing being. An angel appeared to them, a being so bright they couldn’t look at it! The place where they sat was filled with a glowing circle called the “glory of the Lord.” The dazzling white light lay on the grass, on the sheep, on everything around them. They were terrified. This was even more frightening than fighting off bears!

The angel began to speak. “Do not be afraid. I bring you good news of great joy that will be for all the people. Today in the town of David [Bethlehem] a Savior has been born to you; he is Christ the Lord. This will be a sign to you: You will find a baby wrapped in cloths and

lying in a manger” (Luke 2:10–12, NIV).

Before the shepherds could blink, a huge choir of angels appeared in the sky. What a beautiful sight! The angels praised God and sang a wonderful song that must have echoed from hill to hill. They sang of another promise—a promise of peace to all those who honored

God.

“Glory to God in the highest, and on earth peace to men” (Luke 2:14, NIV).

And then, suddenly, the light was gone. The angels were gone. The shepherds’ ears must have rung in the silence. They looked at each other. All thoughts of staying with the sheep were gone. This was wonderful news! The angel had told them where to find the Baby. They had to go now!



Daily Activities

Sabbath

- If it is a sunny day, walk in the sunshine with your family. Find a place to sit and read your Bible story. Look toward the sun and quickly look away. (Do NOT stare at the sun!) How is the bright sun like the light the shepherds saw the night the angels came to them?
- Read Luke 2:14 together; then shout it.
- Sing together "Joy to the World" (*Sing for Joy*, No. 81). Thank God for sending Jesus to save us.

Sunday

- During family worship, read and discuss Luke 2:1–5.
- Make a "TV newscast" covering Jesus' birth to be "aired" during worship this Friday and next. Have your family help you cut two slits on the front of a box the size of a TV. The distance between the slits should be the length of the paper and a little longer than each picture in your newscast. Cut out the back of the box. Draw and color a picture of Mary and Joseph traveling to Bethlehem. Write "Mary and Joseph are going to Bethlehem" on it. Set aside your picture and "TV" for tomorrow.
- Use your memory verse words in a song of praise.

Monday

- With your family, read and discuss Luke 2:6, 7.
- Today, make a picture of Mary with Joseph standing near Baby Jesus in the manger. Write "Jesus is born!" on your picture. Glue or tape yesterday's picture to this one to make a picture strip. Save it for tomorrow.
- Ask your parents where you were born. Do they have a picture of the place?
- Sing your memory verse before prayer.

Tuesday

- Read and discuss Luke 2:8–12 with your family.
- Draw and color two more pictures for your "TV newscast": (1) the shepherds in the field with their sheep at night; and (2) the angel telling the

shepherds about Jesus' birth. Glue or tape your pictures in order to yesterday's pictures. Write "The shepherds are in the field" on the first and "An angel is bringing good news" on the second.

- Look in a book and learn three new things about sheep.
- Sing your memory verse; then thank God for angels who shared the good news.

Wednesday

- Read and discuss Luke 2:13, 14 for family worship.
- For your "TV newscast," draw the angel choir singing to the shepherds. Write your memory verse on your picture. Glue or tape it to the end of yesterday's pictures.
- Take a large sheet of aluminum foil (about 2 feet long [.6 meters]). Crumple and mold the foil into a shiny angel. Thank Jesus for angels.

Thursday

- Listen while a member of your family reads John 3:16. What does that verse mean to you?
- Think of a relative or friend with whom to share the good news about Jesus' birth. Make and mail a card for that person. On it, write your memory verse and a joyful message from your family. Everyone in your family should sign it.
- Sing your memory verse. Then sing "Now Is Born the Divine Christ Child" (*Sing for Joy*, No. 78). Thank God for the good news of Jesus' birth.

Friday

- For worship, show your "TV newscast" about this week's Bible story. Operate your "TV" as follows: Feed your picture strip through the left slit (from the back of the box). Pull it over the "TV screen" and feed it into the right slit. Tell the story of your pictures as you pull the picture strip through. End your newscast by singing your memory verse.
- Sing Christmas carols after your "newscast." Then thank Jesus for coming to save you.