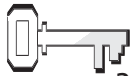


## God's Mirror Image



### References

Genesis 1:26–30;  
2:4–23; Psalm 139:1–18;  
*Patriarchs and Prophets*, pp. 45–62



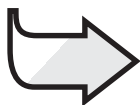
### Memory Verse

“God created man in his own image . . . male and female he created them” (Genesis 1:27, NIV).



### Objectives

The children will:  
**Know** that God created human beings in His likeness, to be like Him.  
**Feel** special to God.  
**Respond** by praising God for making us in His likeness.



### The Message

We praise God for creating us.

### Monthly Theme

We thank God for His presence with us.

### The Bible Lesson at a Glance

God created Adam from the dust of the ground and breathed life into him (Genesis 2:7). He made him responsible for caring for all creation, including the animals. God decided that it was not good for Adam to be alone. He created Eve to be Adam's companion. She also was created in the image and likeness of God. When God created Eve, He caused Adam to fall into a deep sleep and took a rib from his side. God gave human beings the ability to choose to worship Him.

### *This is a lesson about worship.*

Praising God for having made us and giving us so much to enjoy in this life is an important part of worshiping Him. We celebrate His love as we worship Him individually every day, and corporately as we meet together each Sabbath. One such expression of praise and worship is found in Psalm 139, written by King David.

### Teacher Enrichment

“Man was to bear God's image, both in outward resemblance and in character. Christ alone is ‘the express image’ (Hebrews 1:3) of the Father; but man was formed in the likeness of God. His nature was in harmony with the will of God. His mind was capable of comprehending divine things. His affections were pure; his appetites and passions were under the control of reason. He was holy and happy in bearing the image of God and in perfect obedience to His will” (*Patriarchs and Prophets*, p. 45).

“Eve was created from a rib taken from the side of Adam, signifying that she was not to control him as the head, nor to be trampled under his feet as an inferior, but to stand by his side as an equal, to be loved and protected by him. A part of man, bone of his bone, and flesh of his flesh, she was his second self, showing the close union and the affectionate attachment that should exist in this relation” (*Patriarchs and Prophets*, p. 46).

### Room Decorations

See Lesson 5.

## Program Overview

Lesson Section	Minutes	Activities	Materials Needed
Welcome	ongoing	Greet students at door; hear pleased/troubled	none
<b>1</b> Readiness Options	up to 10	A. <i>Creating a Man</i> B. <i>Seeing Seeds</i> C. <i>God Made You Special</i>	clay variety of fruits containing seeds, variety of seeds, knife none
<b>Any Time</b> Prayer and Praise*	up to 10	Fellowship Songbook Mission Offering Prayer	none <i>Sing for Joy</i> <i>Children's Mission</i> container from Lesson 5 none
<b>2</b> Bible Lesson	up to 20	Experiencing the Story  Memory Verse Bible Study	box with dirt; baby wipes or wet paper towels none Bibles, paper
<b>3</b> Applying the Lesson	up to 15	<i>God's Image</i>	mirror
<b>4</b> Sharing the Lesson	up to 15	<i>Share a Card</i>	card, foil, crayons/markers, scissors, glue

\*Prayer and Praise may be used at any time during the program.

# TEACHING THE LESSON

## Welcome

Welcome students at the door. Ask how their week has been—what they are pleased/troubled about. Encourage them to share an experience from last week's lesson study. Ask them to follow the directions on the board (if any), or get ready to participate in the readiness activity you have selected.

1

## Readiness Activities

Select the activity most appropriate for your situation.

### You Need:

- clay

### A. Creating a Man

Provide clay for each child and ask them to make a person. Encourage them to make it as realistic as possible.

### Debriefing

Allow response time as you ask: **Can you make your person come alive? What about an animal or a pet? Why not? Who is the only One who can give life? (God) When God made us, He created us in His image, and breathed life into us! It is exciting to think that God made us to be like Himself. When we praise Him for creating us, we worship Him in a special way. And that leads us to our message for today:**



**WE PRAISE GOD FOR CREATING US.**

**Say that with me.**

### B. Seeing Seeds

Cut open the fruits to expose the seeds. Compare the size, shape, and color of the different seeds. If you have packets of seeds, look at the seeds and compare them to the pictures of the plants.

### Debriefing

Allow response time as you ask: **If we planted these seeds, what would grow? (If it is an apple seed, then another apple tree, etc.) Why don't we get bananas or pears from an apple seed? When God created the plants, He created seeds to grow into the same kind of fruit that they came from. When He created people, He created them in His image. He created them to be like Him. It's exciting to think that God created us to be like Him. Praising Him for all His creation is one way that we can worship Him. And that leads us to today's message:**



**WE PRAISE GOD FOR CREATING US.**

### C. God Made You Special

Form a circle. (Large groups may need to form more than one circle.) Choose a person to start. Ask them to turn to the person next to them and say, "God made you special! He gave you \_\_\_\_\_." (Insert something positive about the person.) Give some examples, trying to stay away from how the person looks. For instance,

### Play Clay Recipe

- 1 cup flour
- 1/2 cup salt
- 1/2 cup water

### You Need:

- variety of fruits containing seeds
- variety of seeds
- knife

“God made you special; He gave you a heart that is kind toward others,” or “He gave you a nice singing voice,” etc.

### Debriefing

Ask: **How do you feel when someone tells you that you are special? Do you believe it? Everyone here is special in some way. And we are all special in God’s sight. We worship God when we thank Him for making each of us so special. Let’s say our message for today:**



**WE PRAISE GOD FOR CREATING US.**

## Prayer and Praise



### Fellowship

Report the students’ joys and sorrows (pleased and troubled) as reported to you at the door (as appropriate). Allow time for sharing experiences from last week’s lesson study and review last week’s memory verse. Acknowledge any birthdays, special events, or achievements. Give a special warm greeting to all visitors.



### Suggested Songs

- “Philippians 4:4 [Rejoice in the Lord Always]” (*Sing for Joy*, No. 23)
- “O, How I Love Jesus” (*Sing for Joy*, No. 114)
- “Come and Praise the Lord Our King” (*Sing for Joy*, No. 5)
- “All Things Bright and Beautiful” (*Sing for Joy*, No. 51)
- “Sing Praises to the Lord” (*Sing for Joy*, No. 2)



### Mission

Share a story from *Children’s Mission*. Remember to emphasize that every person is created in God’s image, no matter what country they come from.



### Offering

Say: **It does not matter which part of the world we come from, we are all God’s children, and we are all created in God’s image. When we give our offerings, we help others learn about the wonderful God who made them.**

#### You Need:

- offering container from Lesson 5



### Prayer

Stand in a circle. Ask if there are any special requests. Say: **In our prayer we want to praise God for His creation. During our prayer I will say: “Thank You for . . .” then beginning with [insert a child’s name] everyone has the chance to name something God created that makes them happy. When everyone has said something, I will finish the prayer.**

# 2

## Bible Lesson

### You Need:

- box with dirt
- baby wipes or wet paper towels

### Experiencing the Story

Have a box with dirt in it. Let the children put their hands in it, and encourage them to try to outline the form of something in the dirt while you read or tell the first part of the story. During the rest of the story have them follow your actions.

### Read or tell the story.

God was so happy! All week He had been busy creating a lovely world! It was the sixth day, and He had finished making the animals. Now He knelt down, pushed and arranged, lifted and molded, until He had a strong, smooth body made of the fresh earth. I can imagine that for a moment He just looked at it, smiling at the thought of the wonderful times they would share together. "Oh, my dear Adam," God might have said, "How I love you!" *[Look at the forms the children have made. If they have not made a person, draw the outline of a person in the dirt.]*

Then God bent down and breathed His breath of life into Adam. *[Take a deep breath and blow gently over the dirt shapes.]* Instantly, Adam's chest began to move up and down as his lungs inhaled the fresh, clean air. *[Take deep breaths.]* Smiling into his Creator's face, Adam sat up! "Hello, Lord," he said.

God showed Adam all around his new home. "Adam, you may name the animals."

Adam grinned as he looked around. What a fun job! He got started right away, but as he worked, he noticed that every animal God had created had a mate. But he didn't.

While Adam rested in a deep sleep, God took one of his ribs, and formed another beautiful person out of the soft

earth. *[Form/trace a person in the dirt.]* When Adam woke up and saw his mate, he was filled with love!

God blessed the first bride and groom, and they spent their very first full day together enjoying God's company. He gave them the Sabbath as a special gift.

They loved the garden home that God had made for them. Each evening, they would walk together and talk with Him. *[Walk up and down.]* They couldn't wait to be with God!

Then one sad day Adam and Eve chose to listen to Satan. God had told them that there was only one tree in the Garden from which they could not eat. He knew that Satan could tempt them at the tree of the Knowledge of Good and Evil. Unfortunately, Eve left Adam's side, ate the fruit that the serpent, who was really Satan, offered her, and then shared it with Adam. *[Mime eating and offering fruit.]* Now, instead of wanting to be with God in the evening, they felt afraid and hid from Him! *[Hide face behind hands.]* But God still loved them! He did not stop loving them because they did something wrong. He had made them in His image, and He would always love them.

Because Adam and Eve disobeyed God, they had to leave their garden home and could no longer meet Him face to face and walk with Him in the evenings. But God loved them so much that He had made a special plan. One day they could be together with Him again. God loves us too and wants us to join them in that heavenly home when Jesus comes.

### Debriefing

Allow response time as you ask:  
**Have you ever tried to draw a picture of yourself? When God created Adam and Eve, He created them to be like Him.**

**How do you think God felt when Adam and Eve did what He had asked them not to do? Did God force them to do right?** (No, He let them decide. It was their choice.) **When God created them, He gave them the power to choose whether to obey Him.**

**We have that same choice today. We can choose to obey God and live with Him when Jesus comes. Remember ...**



**WE PRAISE GOD FOR CREATING US.**

**Say that with me.**

### Memory Verse

Repeat the memory verse a number of times until the children know it. Do the following actions as you say it:

- God** Right hand raised, palm facing left, move hand downward.
- created** Bring fists together, twist wrists.
- man** Right hand at forehead, palm facing left; move hand forward while closing fingers.
- in His own image** Outline person's shape.
- male** Right hand at forehead, palm facing left; move hand forward while closing fingers.
- and female** Thumb on chin, move closed hand down to chest while opening palm.
- He created them.** Bring fists together, twist wrists.
- Genesis 1:27** Point to others.

### Bible Study

In advance, write the following texts on small square pieces of paper and hide them around the room:

- Genesis 1:27      Genesis 2:18
- Genesis 2:7      Genesis 2:19
- Genesis 2:8      Genesis 2:21
- Genesis 2:17     Genesis 2:22

Say: **We are going to have a treasure hunt. When you have found the pieces of paper hidden around the room, sit in pairs and look up the texts. Then I will ask some questions. If you have the text where the answer is found, stand up and read it.**

Nonreaders may work in pairs with readers or adults.

1. Which text tells that God formed man out of the dust and breathed the breath of life into him?      Genesis 2:7
2. Which text tells which tree was forbidden to Adam and Eve?      Genesis 2:17
3. Which text tells that God put man in the Garden?      Genesis 2:8
4. Which text tells that God thought man should not be alone?      Genesis 2:18
5. Which text tells that Adam named the animals?      Genesis 2:19
6. Which text tells that Adam went to sleep?      Genesis 2:21
7. Which text tells that God made woman from Adam's rib?      Genesis 2:22
8. Which text tells that man is created in God's image?      Genesis 1:27

### Debriefing

Say: **What does being made in the image of God mean? We worship God by thanking Him for making each of us in His image. Remember ...**



**WE PRAISE GOD FOR CREATING US.**

### You Need:

- Bibles
- 8 small squares of paper



**God**



**created**



**man**



**in His own image**



**male**



**and female**



**He created**



**them.**



# 3

## Applying the Lesson

**You Need:**  
• a mirror

### God's Image

Pass around a mirror. As each person looks in the mirror, ask them to say, My name is \_\_\_\_\_, and I am created in God's image.

Form pairs and have the children stand, facing each other, and mirror each other's movements.

### Debriefing

Ask: **How easy is it to mirror someone else?** (It is easy; hard; depends on what they do.) **Whom should we "mirror"?** (God, Jesus)

Say: **We are all created in God's image, but we all look different. How**

**can that be?**

**What do you think it means to be created in God's image? Does it just mean how we look on the outside?**

**What other ways can we be like God?** (We can be like God on the inside. We can make good decisions. We can do what God wants us to do.)

**Adam and Eve made a bad choice that resulted in separating themselves from God. We can learn to make good choices so that one day we can go to heaven and live with God. One positive choice we can make is to recognize God as our Creator and praise Him for it. Remember . . .**



**WE PRAISE GOD FOR CREATING US.**

# 4

## Sharing the Lesson

### Share a Card

Give the children the art supplies and help them to make a card. Stick a square piece of foil on the front to act as a simple mirror. Above it write: "You are made in the image of God." Inside write "God loves you."

Say: **Think of someone to whom you want to give your card. Think about one way that they were created in God's image. Divide into pairs and explain to each other how it happened that a person is made in the image of God. Practice with your partner so you can share that message when you give someone your card.**

### Debriefing

Allow response time as you ask:

**Who is ready to show their card and**

**tell us about the person you want to give it to? What will you say to them?**

**How do you feel about sharing your card with them? What do you think they might say?** If someone has not decided who to give their card to, help them decide, but do not force a child to participate. Make sure that everyone is comfortable with telling someone else that they have been created in God's image, and why it is such a wonderful thing.

**Let's say our message together:**



**WE PRAISE GOD FOR  
CREATING US.**

### Closing

Pray that the children will reflect God's image this week by making right choices. Praise God for making each of us in His image.

### You Need:

- card
- foil
- crayons/markers
- scissors
- glue



## God's Mirror Image

### References

Genesis 1:26–30;  
2:4–23; Psalm  
139:1–18;  
*Patriarchs and  
Prophets*, pp. 45–62

### Memory Verse

“God created man in his own image . . . male and female he created them” (Genesis 1:27, NIV).

### The Message

We praise God for creating us.

All week God had been busy creating a lovely world! It was the sixth day, and He had finished creating all the animals. Now He knelt down, pushed and arranged, lifted and molded. Soon He had a strong, smooth body made of the fresh earth. I can imagine that for a moment He just looked at it, smiling at the thought of the wonderful times they would share together. “Oh, my dear Adam,” God might have said. “How I love you!”

Then God bent down and breathed His breath of life into the form He had made. Instantly Adam's chest began to move up and down as his lungs inhaled the fresh, clean air. Smiling into his Creator's face, Adam sat up! “Hello, Lord,” he might have said.

God showed Adam all around his beautiful new garden home. “Adam, you may name the animals.”

Adam grinned as he looked around. What a fun job! He got started right away. But as he worked, he noticed that every animal God had created had a mate. Was there a mate for him?

While Adam rested in a deep sleep, God took one of his ribs and formed a beautiful woman out of the soft earth. When Adam woke up and saw his mate, he was filled with love!

God blessed the first bride and groom. They spent their very first whole day together enjoying God's company. God gave them the Sabbath as a special gift. They loved the garden home God had made for them. Each evening,

they would walk together in the Garden and talk with Him. It was such a wonderful time; they couldn't wait to be with God!

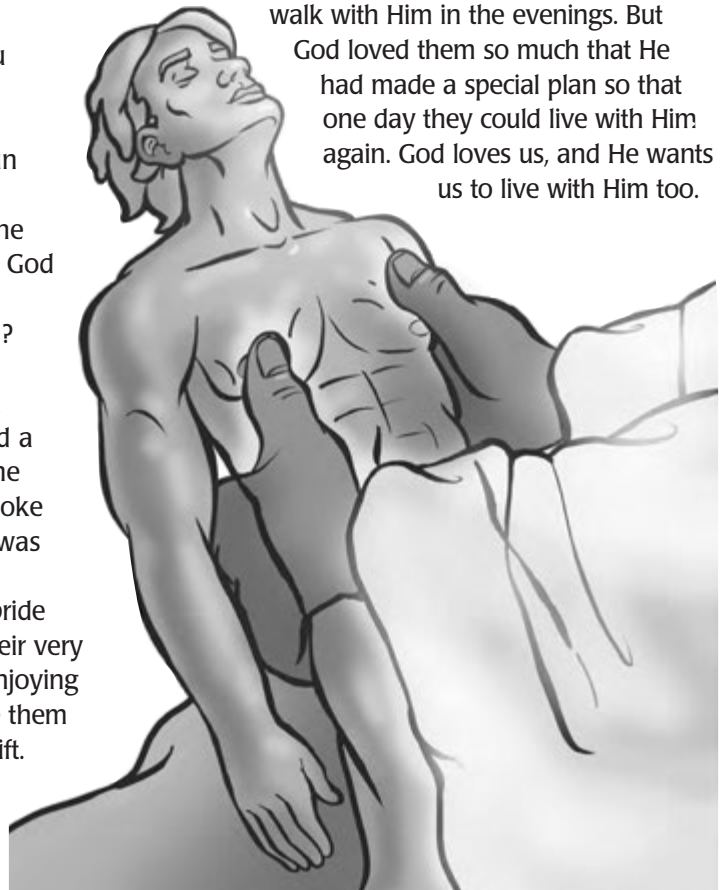
One sad day, however, Adam and Eve made a wrong choice. They chose to listen to Satan. God had told them they could eat of every tree in the Garden except one, the tree of the Knowledge of Good and Evil. The happy couple didn't want any part of that! But unfortunately, Eve left Adam's side and ate the fruit that the serpent, who was really Satan, offered her. Then she shared it with Adam.

Immediately, instead of wanting to be with God, they felt afraid and hid from Him! But God still loved them. He did not stop loving them because they did the wrong thing. He had made them in His image, and He would always love them.

Because Adam and Eve disobeyed God, they had to leave their garden home.

No longer could they meet God and walk with Him in the evenings. But

God loved them so much that He had made a special plan so that one day they could live with Him again. God loves us, and He wants us to live with Him too.



## Daily Activities

### Sabbath

- If possible, go for a walk with your family and enjoy all the things God has made. Read your lesson together. Tell your family members that they were created in God's image, and how they remind you of Him.
- Find someone who is about your height. Stand face to face about 18 inches (45 cm) apart. Mirror each other's actions. If they move their left hand, you move your right, etc.
- Sing songs of praise. Then thank God for creating you in His image.

### Sunday

- Read Genesis 1:26–30 for family worship.
- Draw a line on a piece of paper. Above the line write your memory verse. Then try to write it again as a reflection beneath the line. Put a mirror on the line to see if you can read your "reflection."
- Ask your mom or dad if they have any old family photos. Look through them together and see if there are any people who look similar. The more time we spend with God, the more like Him we become.
- Thank God for being with you every day.

### Monday

- Read and discuss Genesis 2:4–23 for family worship.
- Look in an encyclopedia to find out what our bodies are made of. Share your findings with your family at worship. Was there anything that surprised you?
- Look around your house. In how many shiny surfaces can you see your reflection?
- Pray that you will always reflect God's love to others.

### Tuesday

- During family worship, ask an adult to help you smear a small amount of soap on a mirror. Can you see yourself? Wash it off. Now can you see yourself? When we sin, God's image gets

blurred, and we need to ask Him to wash away our sins. Read 1 John 1:9 together. Then thank God for forgiving your sins.

- Review your memory verse. Do the actions as you say the verse.
- Adam named all the animals. Create an animal, either by drawing or modeling it, and give it a name. Show it at family worship and explain its name.

### Wednesday

- If possible, visit a petting zoo where you can see some of the animals that Adam named. Or visit a friend who has an animal and find out how they take care of it. Read Psalm 139:1–16 for family worship. Choose one thing from those verses that tells YOU that YOU are special to God. Use it to make a poster.
- Sing "Wonderful, Wonderful" (*Sing for Joy*, No. 39) together before prayer.
- Ask God to help you make good choices today.

### Thursday

- Read Genesis 2 together at family worship. Act out the story as someone reads it.
- Praise God for your family.
- Adam was about 12 feet tall.\* Ask an adult to help you measure Adam's height. Measure the people in your family. How do you all compare with Adam?
- Find three things that are about 12 feet tall.

### Friday

- Adam and Eve celebrated the very first Sabbath with God. Plan something special with your family that you can do together tomorrow.
- Pass around a mirror. Have each person look in the mirror and say, "I am made in the image of God." Tell something about each person that makes them special.
- Mime some of the animals that Adam named. See how quickly your family can guess what you are.
- Thank God for giving you and your family the Sabbath.

\*See *The Story of Redemption*, p. 21.