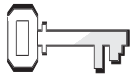


# Praise Him!



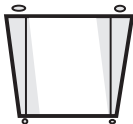
## References

Revelation 5:11–13;  
7:9–17 (see also Psalm  
84:1–4; Psalm 100; Psalm 150);  
*The Great Controversy*, pp. 649, 671;  
*Early Writings*, pp. 13–20



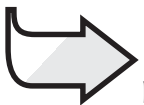
## Memory Verse

“Shout for joy to the  
Lord, all the earth.  
Worship the Lord  
with gladness; come before  
him with joyful songs”  
(Psalm 100:1, 2, NIV).



## Objectives

The children will:  
**Know** that the  
redeemed will join  
with all of creation  
to worship God in heaven.  
**Feel** the joy of praising Jesus  
now and the desire to  
sing praises to God in heaven.  
**Respond** by praising God and  
being thankful for His gifts of love.



## The Message

We will sing songs of  
praise to God now and  
throughout eternity.

## Monthly Theme

We will spend eternity with Jesus.

## The Bible Lesson at a Glance

Heaven is filled with the voices of many angels, the living creatures, and the elders around the throne. Ten thousand times ten thousand, and thousands of thousands sing and shout, “Worthy is the Lamb who was slain, to receive power and riches and wisdom, and strength and honor and glory and blessing!” (See Revelation 5:12.) For all of eternity, we will praise God for His gift of salvation through Jesus Christ our Lord.

## *This is a lesson about grace.*

God’s promise of eternal life, His gift of grace to us, evokes songs of praise from all His creatures, including angels and people who gather around His throne in the New Jerusalem. We begin those songs of praise here, accepting His gifts and praising Him for them as we offer Him our worship each day.

## Teacher Enrichment

“In all ages the Saviour’s chosen have been educated and disciplined in the school of trial. They have walked in narrow paths on earth; they were purified in the furnace of affliction. For Jesus’ sake they endured opposition, hatred, calumny [speaking untrue accusations]. They followed Him through conflicts sore; they endured self-denial and experienced bitter disappointments. By their own painful experience they learned the evil of sin, its power, its guilt, its woe. . . . They love much because they have been forgiven much” (*The Great Controversy*, pp. 649, 650).

## Room Decorations

See Lesson 10.

## Program Overview

Lesson Section	Minutes	Activities	Materials Needed
Welcome	ongoing	Greet students at door; hear pleased/troubled	none
<b>1</b> Readiness Options	up to 10	A. <i>Cheer Leaders</i> B. <i>Praise Him</i> C. <i>Instruments of Praise</i>  D. <i>The Remnant</i>	none percussion instruments (real or toy) empty plastic containers with screw caps, small stones or dried seeds, pictures or stickers of nature items, glue, scissors piece of fabric, scissors
<b>Any Time</b> Prayer and Praise*	up to 10	Fellowship Songbook Mission Offering  Prayer	none <i>Sing for Joy</i> <i>Children's Mission</i> decorated jewel box from Lesson 10 large musical note for each child (see p. 152), glue, large sheet of paper
<b>2</b> Bible Lesson	up to 20	Experiencing the Story Memory Verse Bible Study	rainbow sticks or crepe paper strips none Bibles
<b>3</b> Applying the Lesson	up to 15	<i>Balloon Praise</i>	two or three balloons
<b>4</b> Sharing the Lesson	up to 15	<i>Praise Parade</i>	rhythm instruments (toy or real), crowns from Lesson 11

\*Prayer and Praise may be used at any time during the program.

# TEACHING THE LESSON

## Welcome

Welcome students at the door. Ask how their week has been—what they are pleased/troubled about. Listen to last week's memory verse and encourage the children to share any experiences from last week's lesson study. Have them begin the readiness activity of your choice.



## Readiness Activities

Select the activity most appropriate for your situation.

### A. Cheer Leaders

Have the children stand in a circle. Choose one child to stand in the center for 10 seconds while the rest of the children cheer for him or her. Repeat until every child has had an opportunity to stand in the center.

### Debriefing

Allow response time as you ask: **Which did you like best, praising your friends or being praised? Why? How did you feel when everyone praised you? How do you think God feels when we praise Him?**

**When we get to heaven, we will sing in the biggest choir you have ever seen, and we will sing a special song of praise to God. Do you think that is going to be a happy day? We do not have to wait until we get to heaven to sing praises to God. We can praise Him today and every day. Our message for today says:**



**WE WILL SING SONGS OF PRAISE TO GOD NOW AND THROUGHOUT ETERNITY.**

**Say that with me.**

### You Need:

- percussion instruments (real or toy)

### B. Praise Him

Sing one or two of the children's favorite praise songs. Have the children accompany with their praise instruments.

### Debriefing

Allow response time as you ask: **What do you think about when you sing songs of praise? What are some of the praise words in the song we just sang? What other praise songs do you like to sing? How does singing these songs make you feel? What do you think God does when we sing these songs? How does He feel?**

**When we get to heaven we will learn lots of new songs. We will sing in a choir with people from all over the world. Do you think that is going to be a happy day? Do you want to be there? Our message for today says:**



**WE WILL SING SONGS OF PRAISE TO GOD NOW AND THROUGHOUT ETERNITY.**

**Say that with me.**

### C. Instruments of Praise

Say: **We are going to make some praise instruments. By putting small stones or dry seeds in the container and then putting the cap back, you create a shaker. You can change the sound of your shaker by the number of stones or seeds you add. You can decorate the outside of your shaker with pictures of the wonderful things God has made in nature.** When all have finished, sing “Make a Joyful Noise Unto the Lord” (*Sing for Joy*, No. 18).

#### **Debriefing**

Ask: **How many of you play other instruments? Do you like to sing and praise the Lord? How does it make you feel? Can you be sad and sing praise songs? Why? When we sing praise songs, we make God happy too. When we get to heaven, we will learn a new praise song that God will teach us. I am really looking forward to singing in the heavenly choir; are you? Today’s message is:**



**WE WILL SING SONGS OF PRAISE TO GOD NOW AND THROUGHOUT ETERNITY.**

Say that with me.

### D. The Remnant

Hand the cloth and the scissors to one child. Say: **Cut a piece from this fabric and keep it. When you are finished, pass the material that is left and the scissors to the person sitting next to you.** Continue until everyone has had an opportunity to cut a piece of the material.

#### **Debriefing**

Ask: **Did everyone get to cut a piece of the material? Who has the smallest piece? Who has the largest piece? Who has the piece that is left?**

**Show me the material that is left. Does anyone know what this piece of material is called? It is called the remnant. That means “the leftover,” or “what is left.” In our lesson today we are going to hear about heaven, about all the thousands and thousands of people who will be in heaven praising God. And we will learn about a small group of people who are called the remnant. Our message says:**



**WE WILL SING SONGS OF PRAISE TO GOD NOW AND THROUGHOUT ETERNITY.**

Say that with me.

**Note: Prayer and Praise appears on page 137.**

#### **You Need:**

- empty plastic containers with screw caps
- small stones or dried seeds
- pictures or stickers of nature items
- glue
- scissors

#### **You Need:**

- piece of fabric
- scissors

# 2

## Bible Lesson

### You Need:

- rainbow sticks or crepe paper strips

### Experiencing the Story

As you read the story, have the children wave their rainbow sticks or crepe paper strips every time you say the word “**praise**.”

### Read or tell the story.

Heaven is full of happiness and songs of **praise** to God. Everyone loves God so much, they just want to **praise** Him. The angels love Him. The people Jesus brought back from the earth love Him. All are so happy to be there. People from other worlds all join their voices in **praise**.

But one special group **praises** God more than any other. These are called the remnant. *Remnant* means the rest or the part that remains. These are the people who were alive and waiting for Jesus when He came to earth the second time.

The remnant is special because God’s enemies—Satan and his followers—tried to make them stop worshiping God. But the remnant remained faithful. Just before Jesus came to take them to heaven, they felt very lonely. But they believed God loved them, and they continued to wait for Jesus to come.

Now that they are in heaven, the remnant sing a special song of **praise** to Jesus. They stand in front of His throne so they can **praise** Him all the time. They **praise** Him with their harps and other instruments. They sing **praise** songs. The Bible promises that God will teach them a special song that only they will be able to sing, because they were faithful right to the end of time before Jesus came. Just think! God has written a special song for those who are faithful to Him!

The remnant **praise** Him because they know bad things won’t happen

anymore. They **praise** Him because they know how bad sin is and how good God is. They **praise** God because He sent Jesus to die for their sins. They **praise** Jesus because He came to earth to live and die for them. They join with every angel God ever made in singing, “Let everything **praise** the Lord.”

But we don’t have to wait to sing **praises** to God. We can **praise** God on earth today and every day. The Bible tells us that we are not alone in **praising** God. Thousands of angels are worshiping God all the time. Their favorite song tells about God’s gift of grace to the world. They sing, “Worthy is the Lamb who was slain for people’s sins. He receives power and wealth and wisdom and strength and honor and glory and **praise!**”

The angels, elders, and others are waiting for us to join in their **praise**. But we don’t have to wait until we get to heaven to **praise** God. We can do it now. We can **praise** Him because Jesus died for our sins. We can **praise** Him because Jesus is coming back again to take us home to heaven. We can **praise** Him for our parents, teachers, friends, and relatives. We can **praise** Him for our homes, food, and clothing. We can **praise** God for all that is good; for His many gifts of love to us.

### Debriefing

Ask: **Can you think of anything else for which we can praise God today?**

**How do you feel knowing that at the same time we are praising God here, thousands of angels are praising Him in heaven?**

**Why do you think the remnant people want to praise God more than anyone else?**

**Would you like to be one of the**

remnant people? How could that happen? Let's say today's message together:



**WE WILL SING SONGS OF PRAISE TO GOD NOW AND THROUGHOUT ETERNITY.**

### Memory Verse

Display the memory verse where all can see. (**Shout for joy to the Lord, all the earth. Worship the Lord with gladness; come before him with joyful songs** [Psalm 100:1, 2, NIV]).

Divide the children into two or three groups with an adult helper in each group. Have each group try to think of a melody they can use to sing their memory verse as a praise song. They can compose their own melody or adapt a melody they already know. For example, use the tune "Praise Him, Praise Him" (*Sing for Joy*, No. 12). Sing these words:

Shout for joy to the Lord,  
All the earth, all the earth.  
Worship the Lord, with gladness  
come before Him  
With joyful songs. With joyful songs.

### Bible Study

Team each non-reader with a reader. (Adults assist as needed.) To have a "Bible Sword Drill," say, *Draw your swords!* (Each child is to hold up his/her Bible.) Then say a Bible reference. After you say *Charge!* the children all start looking for the reference at the same time. When the children find the text, they stand up. The first one who stands reads the text. Then go to the next reference and do the same.

#### You Need:

- Bibles

Say: **We have much to praise God for. Let's discover other times in the Bible when people praised God.**

Explain the directions, then give the texts as follows:

Luke 15:10	rejoicing in heaven over a sinner who repents
Exodus 15:3	after the crossing of the Red Sea
Luke 1:57–64	birth of John the Baptist
Matthew 21:6–9	Jesus' triumphal entry to Jerusalem
Luke 2:8–14	birth of Jesus
Matthew 28:5–8	after the Resurrection
Luke 2:25–29	Simeon in the temple at the dedication of Jesus

### Debriefing

Say: **These texts tell us about just a few times people praised God. Can you think of any other Bible stories about people praising God for something special?** Encourage discussion. **What can we learn about praising God from these texts?** (We can praise Him at all times. God is with us and is interested in everything we do. We can praise Him with words, with our actions, with songs, etc.) **Do people praise God only on Sabbath? in church? When can we praise God?** (anytime) **Where can we praise Him?** (anywhere) **Let's remember our message . . .**



**WE WILL SING SONGS OF PRAISE TO GOD NOW AND THROUGHOUT ETERNITY.**

## 3

## Applying the Lesson

### You Need:

- an inflated balloon plus a spare

### Balloon Praise

Say: **When we talk about praising God, we are really saying that we want to tell God how great and wonderful we think He is. We can praise Him in many different ways. Can you think of some of them?** (We can talk about it, pray about it, sing about it, write about it.)

**What are some of the things for which we can praise Him?** Help the children list many things. **Let's stop right now and tell God how great we think He is.**

Have the children stand in a circle. Explain that the aim of the activity is to tell God how great He is, and at the same time keep the balloon in the air. The children may only touch the balloon when they say words of praise.

Have an adult begin by saying: "Lord, You are great because You always accept me as I am" and push the balloon upward. Have the children take turns saying words of praise and pushing the balloon upward again. Keep the balloon in the air with words of praise as long as possible. Be sure each child gets to touch the balloon.

### Debriefing

Ask: **Was it fun to praise God? Was it easy to find things to praise God for?**

**How do you think our words of praise make God feel? How does praising God make us feel? Let's say our message:**



**WE WILL SING SONGS OF PRAISE TO GOD NOW AND THROUGHOUT ETERNITY.**

## 4

## Sharing the Lesson

### You Need:

- rhythm instruments (toy or real)
- crowns used in Lesson 11

### Praise Parade

Arrange in advance with either the adult Sabbath School, or one of the other divisions, for the children to have a praise parade. Have them use praise instruments and wear the crowns used in Lesson 11.

Have the children line up and march before the people singing the praise songs you sang during Prayer and Praise. Return to your room and do the debriefing activity.

### Debriefing

Ask: **What do you think about our praise parade? How did the people**

**watching respond? Did they look sad?**

**What happens when we start praising God?** (Everyone feels better.)

**This week, if you feel sad, what can you do? Let's say our message again:**



**WE WILL SING SONGS OF PRAISE TO GOD NOW AND THROUGHOUT ETERNITY.**

### Closing

Gather the children in a circle. Thank God that we have so much for which to praise Him. Pray that God will keep a song of praise in their hearts.

# Prayer and Praise

Any  
Time



## Fellowship

Report the students' joys and sorrows (pleased and troubled) as reported to you at the door (as appropriate). Allow time for sharing experiences from last week's lesson study and review last week's memory verse. Acknowledge any birthdays, special events, or achievements. Give a special warm greeting to all visitors.



## Suggested Songs

- "Join With Us" (*Sing for Joy*, No. 20)
- "God Is So Good" (*Sing for Joy*, No. 13)
- "Praise Him" (*Sing for Joy*, No. 15)
- "Alleluia" (*Sing for Joy*, No. 16)
- "Lord, We Praise You" (*Sing for Joy*, No. 17)
- "If You're on Your Way to Heaven" (see Lesson 12, p. 126)



## Mission

Share a story from *Children's Mission*. Emphasize that God's grace is available to everyone, no matter where they are.



## Offering

Say: **Giving our offerings is another way of praising God for His grace to us. Our gifts also help spread the good news of God's grace to people in other places.**

### You Need:

- decorated jewel box from Lesson 10



## Prayer

Give a musical note to each of the children. On the note let them write or draw something for which they want to thank and praise God. Stick notes on a large piece of paper and put it on the wall. When you pray, mention some of the things the children wrote.

### You Need:

- cutout of a large musical note for each child (see p. 152)
- glue
- large sheet of paper



## Praise Him!

### References

Revelation 5:11–13; 7:9–17 (see also Psalm 84:1–4; Psalm 100; Psalm 150); *The Great Controversy*, pp. 649, 671; *Early Writings*, pp. 13–20

### Memory Verse

“Shout for joy to the Lord, all the earth. Worship the Lord with gladness; come before him with joyful songs” (Psalm 100:1, 2, NIV).

### The Message

We will sing songs of praise to God now and throughout eternity.

*What is your favorite song that tells about God’s love? How do you feel when you sing it? When we get to heaven, we will sing our favorite songs to praise God. What song will you sing? Who will sing with you?*

Heaven is full of happiness and songs of praise to God. Everyone loves God so much, they just want to praise Him. The angels love Him. The people Jesus brought back from the earth are so happy to be there. And people from other worlds all join their voices in praise.

One special group praises God more than any other. They are called the remnant. *Remnant* means the rest or the part that remains. These are the people who were alive and waiting for Jesus when He came to earth the second time.

The remnant is special because God’s enemies—Satan and his followers on earth—tried to make them stop worshipping God. But the remnant remained faithful. Just before Jesus came to take them to heaven, they felt very lonely. But like Jesus, the remnant believed God loved them. So they continued to wait for Jesus to come.

Now that they are in heaven, the remnant give special praises to Jesus. They stand in front of His throne so they can praise Him all the time. They praise Him with their harps and other instruments. They sing praise songs. The Bible promises that God will teach them a special song. A song that only they will be able to sing because they were faithful until Jesus came. Just think! God has written a special song for those who are faithful to Him!

The remnant praise Him because they know bad things won’t happen anymore. They praise Him because they know how good God is. They praise God because He sent Jesus to die for their sins. They praise Jesus because He lived and died for them. They join with all of creation to sing, “Let everything praise the Lord.”

Yes, we can praise God on earth today. The Bible tells us that we are not alone in praising God. Thousands of angels worship God all the time. Their favorite song is about Jesus, God’s gift of grace to the world. They sing, “Worthy is the Lamb who died for people’s sins. He receives power and wealth and wisdom and strength and honor and glory and praise!” (See Revelation 5:12.)

The angels and others are waiting for us to get to heaven. They want us to join in their praise. But we don’t have to wait until we get there. We can praise God now. We can praise Him because Jesus died for our sins. We can praise Him because Jesus is coming back to take us home to heaven. We can praise Him for our parents, teachers, friends, and relatives. We can praise Him for our homes, food, and clothing. Think of other reasons to praise God. And sing your favorite praise song now!



## Daily Activities

### Sabbath

- If possible, go for a walk with your family. Name things you see for which to praise God. Stop and sing some praise songs.
- When you get home, make a list of everyone's favorite praise songs. Plan to sing them during worship this week.
- Thank God for the things you saw on your walk.

### Sunday

- With your family, find the book of Revelation in the Bible. Look in the first chapter to discover who wrote it. Read and discuss Revelation 5:11, 12. How many angels does it say are praising God? What did they sing?
- Pour some salt into a dish. Is it possible to count the grains? Could John have felt like that when he saw all the angels?
- Draw an angel. Write your memory verse around the edge of your picture.

### Monday

- With your family, read and discuss Revelation 15:2, 3. Who is this special group of people? For what are they praising God? Ask your family: Why is this group called *the remnant*? Look up the word *remnant* in the dictionary. Tell your family what it means.
- Sing a praise song together; then praise God because He will never leave His people alone.

### Tuesday

- Hold this page in front of a mirror and discover the name of someone in the Bible who wrote many songs of praise to God.
- During family worship read and discuss Psalm 100. Find at least four words that tell something to praise God for.

- Ask each person to write a psalm of praise and share them.
- Praise God that you have a Bible to read.
- Sing praise songs from your family's list.

### Wednesday

- Teach your memory verse to your family. Sing some of your favorite praise songs.
- During family worship read Psalm 100 again. Ask each family member to write a sentence of praise to put into a family psalm of praise. Make the first and last sentences say "Praise the Lord!" Put your family's sentences in the middle. Then read the psalm aloud. Put it where all can see it every day.

### Thursday

- Draw a circle and make it into a happy face. Draw another circle and make it into a sad face. With your family make a list of reasons you have to be happy. Make another list of things that make you sad. Which do you want to get rid of?
- Read Revelation 15:3 together. What is the name of the song that the remnant sing? Look up Exodus 15:1–18 and read Moses' song. When did he sing it? Can you think of a time when your family felt that God saved them?
- Praise God for His protection.

### Friday

- Share your lesson with your family during worship. When it mentions "praise," stand up and clap your hands. Ask your family to do that too.
- Read your family's psalm of praise together.
- Sing some of your favorite praise songs together, and review your memory verse.
- Praise God for the beginning of His special day—the Sabbath.

# DIVAD